



# GMR INFRASTRUCTURE LIMITED

## 24<sup>th</sup> ANNUAL REPORT 2019-20



## RESOLVE, RESILIENCE, REFORM



Creating Tomorrow Today!

## **CAUTION REGARDING FORWARD-LOOKING STATEMENTS**

This document contains statements about expected future events, financial and operating results of GMR Infrastructure Limited, which are forward-looking. By their nature, forward-looking statements require the Company to make assumptions and are subject to inherent risks and uncertainties. There is significant risk that the assumptions, predictions and other forward-looking statements will not prove to be accurate. Readers are cautioned not to place undue reliance on forward-looking statements as a number of factors could cause assumptions, actual future results and events to differ materially from those expressed in the forward-looking statements. Accordingly, this document is subject to the disclaimer which is qualified in its entirety by the assumptions, and risk factors that are referred in the management’s discussion and analysis of the GMR Infrastructure Limited Annual Report 2019-20.

## **INSIDE THE REPORT**

▶ General Information	<b>03</b>
▶ Corporate Philosophy	<b>04</b>
▶ Chairman’s message to the Shareholders	<b>05</b>
▶ Financial Highlights	<b>14</b>
▶ Board’s Report	<b>15</b>
▶ Corporate Governance Report	<b>81</b>
▶ Management Discussion & Analysis	<b>100</b>
▶ Business Responsibility Report	<b>118</b>
▶ Consolidated Financial Statements	<b>134</b>
▶ Standalone Financial Statements	<b>279</b>
▶ Notice	<b>372</b>


**GENERAL INFORMATION**
**BOARD OF DIRECTORS**


---

**G.M. Rao**
*Chairman*
**Grandhi Kiran Kumar**
*Managing Director & CEO*
**Srinivas Bommidala**
*Group Director*
**G.B.S. Raju**
*Group Director*
**B.V.N. Rao**
*Group Director*
**C.R. Muralidharan**
*Independent Director*
**N.C. Sarabeswaran**
*Independent Director*
**R.S.S.L.N. Bhaskarudu**
*Independent Director*
**S. Sandilya**
*Independent Director*
**S. Rajagopal**
*Independent Director*
**Vissa Siva Kameswari**
*Independent Director*
**Suresh Lilaram Narang**
*Independent Director*
*(with effect from April 22, 2020)*
**Madhva Terdal**
*Executive Director-  
Strategic Initiatives*
**COMPANY SECRETARY & COMPLIANCE OFFICER**

T. Venkat Ramana

**AUDIT COMMITTEE**

N.C. Sarabeswaran – Chairman  
 R.S.S.L.N. Bhaskarudu – Member  
 S. Rajagopal – Member  
 Vissa Siva Kameswari – Member

**STAKEHOLDERS' RELATIONSHIP COMMITTEE**

R.S.S.L.N. Bhaskarudu – Chairman  
 B.V.N. Rao – Member  
 G.B.S. Raju – Member

**NOMINATION AND REMUNERATION COMMITTEE**

R.S.S.L.N. Bhaskarudu – Chairman  
 B.V.N. Rao – Member  
 N.C. Sarabeswaran – Member

**CORPORATE SOCIAL RESPONSIBILITY COMMITTEE**

R.S.S.L.N. Bhaskarudu – Chairman  
 B.V.N. Rao – Member  
 G.B.S. Raju – Member

**RISK MANAGEMENT COMMITTEE**

Grandhi Kiran Kumar – Chairman  
 B.V.N. Rao – Member  
 Vissa Siva Kameswari – Member  
 Saurabh Chawla – Member  
 Suresh Bagrodia – Member

**STATUTORY AUDITORS**

Walker Chandiok & Co LLP, Chartered Accountants

**BANKERS**

Andhra Bank	ICICI Bank Limited
Axis Bank Limited	IDBI Bank Limited
Bank of Baroda	United Bank of India
Central Bank of India	YES Bank Limited

**REGISTERED OFFICE:**

Naman Centre, 7<sup>th</sup> Floor, Opp. Dena Bank  
 Plot No. C-31, G Block, Bandra Kurla Complex  
 Bandra (East), Mumbai  
 Maharashtra, India – 400 051  
 T +91 22 4202 8000 F +91 22 4202 8004  
 gil.cosecy@gmrgroup.in  
 www.gmrgroup.in


**REGISTRAR AND SHARE TRANSFER AGENT:**

Kfin Technologies Private Limited  
 Kfintech Selenium Tower B, Plot 31-32, Gachibowli  
 Financial District, Nanakramguda  
 Hyderabad, Telangana, India – 500 032  
 T +91 40 67162222 F +91 40 23001153  
 einward.ris@kfintech.com  
 www.kfintech.com

## VISION

GMR Group will be an institution in perpetuity that will build entrepreneurial organizations making a difference to society through creation of value.

## VALUES & BELIEFS



Mahatma Gandhi

### Humility

We value intellectual modesty and dislike false pride and arrogance



JRD Tata

### Entrepreneurship


We seek opportunities – they are everywhere



Tenzing & Hillary

### Teamwork & Relationships

Going beyond the individual – encouraging boundary less behaviour



Sardar Vallabhbhai Patel

### Deliver the Promise

We value a deep sense of responsibility and self-discipline, to meet and surpass on commitments made



Swami Vivekananda

### Learning & Inner Excellence

We cherish the life long commitment to deepen our self awareness, explore, experiment and improve our potential



Mother Teresa

### Social Responsibility

Anticipating and meeting relevant and emerging needs of society



Dr. APJ Abdul Kalam

### Respect for Individual

We will treat others with dignity, sensitivity and honour

 **CHAIRMAN'S**  
MESSAGE

“

*In line with our strategy, we believe that in spite of the ongoing turbulence, the Airport business has huge underlying strength and will continue to be the growth engine for the Group.*

”

**GM Rao**  
Chairman, GMR Group



*Dear Fellow Stakeholder,*

It gives me great pleasure to welcome you all to the 24th Annual General Meeting of the Company.

You may recall in my message last year, I had mentioned that the Company has made significant progress in the areas of improving operations and cash generation and that we are actively looking at different ways to unlock value from the airport business. I am extremely delighted to let you know that FY20 was a great turning point for us. GMR Group has successfully completed the strategic partnership initiative with majority French government owned and Paris based Groupe ADP. The Global Airport Operator is a major player in the Airports space and our partnership with them highlights the inherent strength of our Airport portfolio. The fact that this transaction has been completed during the ongoing Covid-19 situation is a testament to our Group's credibility and ability to forge ahead even during these difficult times. GMR Airports Limited (GAL) is now jointly owned by GMR Infrastructure Limited (51%) and by Groupe ADP (49%). The funds received from the deal have been used to primarily reduce debt, provide exit to private equity investors and to improve overall liquidity at the Group level.

Groupe ADP develops and manages airports, including Paris-Charles de Gaulle, Paris-Orly and Paris-Le Bourget. In 2019, the group handled through its brand Paris Aéroport more than 108 million passengers in addition to more than 110 million passengers in airports abroad. In 2019, Group revenue stood at €4.7 billion and net income at €588 million.

According to the terms of the deal, GMR will retain management control over the airport business with Groupe ADP having board representation at GAL and its key subsidiaries. The strategic partnership is built on two-way exchange of expertise, personnel, knowledge and market access. We strongly believe that passengers and other stakeholders will benefit immensely from the evolved best practices thereby setting newer industry-defining benchmarks.

During these times of unprecedented challenges of the COVID-19 pandemic, your Company has been at the forefront of ensuring social and financial well-being of our people and communities. Our Delhi and Hyderabad Airports were operational throughout the lockdown period to ensure uninterrupted facilitation of essential medical and pharma supplies, emergency and evacuation flights. Our social initiatives through the GMR Varalakshmi Foundation ensured our commitment to the underserved sections of the

society. The Foundation trained highly committed and skilled women in service of defending communities and the frontline COVID warriors by preparing masks and PPEs as per the requisite safety guidelines at various locations across the country. More than 1.70 lakhs of cooked meals were distributed during lockdown period to vulnerable people and migrant workers. More than 6000 dry ration kits were also distributed among the needy as an essential support during these times. Medical mobile units provided essential medicines to elderly and other chronic patients

As you are aware, FY20 was marred by various challenges such as US - China trade tensions and geopolitical tensions in the Middle East. This had resulted in a fall in business confidence and increase in uncertainty ultimately affecting global growth rate. While the world was still reeling under these challenges, we have been hit by yet another unprecedented event in the form of COVID-19 pandemic. The pandemic spread at an alarming pace and brought the global economy to a standstill amid various counter measures being taken across the world, like movement restrictions and lockdowns, to contain the spread. As a result, the global growth is projected to witness serious contraction in FY21.

At home, even before the pandemic, India had been heading towards an economic slowdown owing to demand contraction. GDP growth in 2019-20 fell from 5.8% in Q4 2018-19 to 4.2% in Q4 2019-20. In an effort to stem this slowdown, Government of India announced a slew of interventions during the year, the most important of them being a substantial cut in corporate tax rate from 30% to 22% announced in September 2019. This reform has positioned India as relatively more attractive destination with tax rates being aligned with its Asian peers.

On the COVID-19 front, India being one of the most populous countries in the world is seeing a delayed spike in reported cases though the fatality rate is relatively much lower than other countries. Given the negative impact of COVID-19 on the country's economic activities, GDP is expected to witness a substantial contraction in FY21 and has aggravated an already weak demand scenario. Several policy reforms undertaken by the Government will definitely cushion the negative impact to some extent but there are challenges in protecting the economy from significant erosion in activity.

Starting with the Union budget February 2020, the Government of India launched the National Infrastructure Policy (NIP) for 2020-25. Under the policy,

INR 100 Lakh crore of investment in infrastructure is envisaged. The scheme is expected to be jointly funded by Central government, State governments and private sector. Areas to be covered under NIP include housing, logistics, modern railways, airports, clean energy, safe drinking water, etc. Under the policy, 100 more airports shall be added under the UDAN scheme. In a major relief to Indian Inc., the Government abolished dividend distribution tax. Further, in order to limit the impact of the pandemic and help restart economic activities, the Government of India announced a comprehensive economic package of INR 20 Lakh Cr, which included measures across the industry spectrum. Overall, with such reforms and India's innate strengths, we are confident that the economy will make an impressive comeback post pandemic.

The aviation industry across the globe is facing an unprecedented situation with a very significant adverse impact due to the COVID-19 outbreak. Not only has air travel been restricted due to government initiated lockdowns to curb the spread of COVID-19, the general passenger sentiment has also been adversely impacted. However, larger countries such as India are expected to recover faster because of a strong domestic market.

In line with our strategy, we believe that in spite of the ongoing turbulence, the Airport business has huge underlying strength and will continue to be the growth engine for the Group. The fundamental long-term growth drivers for the Indian economy and aviation sector remain intact and strong. We are actively pursuing suitable airport opportunities in India as well as globally. I am pleased to inform you that the current year has brought in some great new opportunities for the Group. As you know, the Company's airport business comprises of three operating airports viz., Indira Gandhi International Airport at Delhi, Rajiv Gandhi International Airport at Hyderabad in India and Mactan Cebu International Airport in Philippines. Further two assets are under development viz., Greenfield Airport at Mopa, Goa and Crete International Airport in Greece where we, along with our Greek partner TERNA Group, have signed the Concession Agreement with the local government and achieved concession commencement on 6th February 2020.

Further, you will recall that last year GAL, the Company's Subsidiary emerged as the highest bidder to develop, operate and manage the greenfield Bhogapuram International Airport in Andhra Pradesh. Subsequently, we have received the letter of award and signed the concession agreement in June 2020 for the same.

As part of exclusivity under Hyderabad airport's concession, we have also been awarded contract

of operation and management of Bidar Airport in Karnataka for a period up to 2033. The airport commenced operations from 7th February 2020. Further, in pursuit of our long-term strategic vision to develop and expand our footprints in several part of the airport business value chain, the Group has won the concession for the Duty Free business at Kannur Airport in Kerala for a period of 7 Years, extendable by a further period of three years. The operations are expected to begin in FY21 and will mark the first duty free concession to be operated by us outside the GMR network.

The above wins will further strengthen our position as a leading global Airport company, and expand our footprint in India. Further, the strategic partnership with Groupe ADP strengthens our credentials and capabilities further. While we continue on our growth trajectory, we acknowledge the ongoing challenges and are committed to respond with utmost agility and efficiency.

While the Covid-19 impact hit us towards the end of FY20, I am very happy to inform you of the strong response of our teams to deal with this situation. In order to counter the current challenge, we at GMR have looked at business continuity from various perspectives. We have focused on sustaining the operational aspects, wherein our Airport teams continued to work ceaselessly during the entire lockdown period to systematically prepare for a Safe and Reliable experience post-lockdown. It is testament to the relentless efforts of our employees & stakeholders that our Delhi and Hyderabad Airports have emerged as nodal points for distribution of medical supplies and relief materials during the lockdown period. Given the importance of passenger safety during this pandemic, our teams have taken safety standards as a top priority and implemented various safety measures and practices with the help of technology on various fronts to ensure uncompromised safety levels for both passengers and airport staff. We are hopeful that these steps taken by us will help restore flyer confidence and thus facilitate faster recovery of air traffic.

While focusing on such operational aspects, we also continue to ensure financial stability of the Group. Our Teams have been focused on cash conservation and cost reduction through various interventions to our capital and operating expenditure in order to better manage liquidity. Further, to guarantee organizational resilience during this period of crisis, our teams have worked seamlessly to introduce new systems and processes to ensure that the organization continues to perform optimally while ensuring safety and well-being of the employees and other partners of the organization.

Our Hon'ble Prime Minister Shri Narendra Modi in his speech from the ramparts of Red Fort, has made a clarion call of a self-reliant or "AatmaNirbhar Bharat". With new normal emerging due to COVID-19, wherein most companies are adopting a 'China plus 1' strategy, our visionary PM has rightly emphasized "Make in India, make for the world". To make India self-reliant, we need not only meet our country's needs but also to strengthen Indian manufacturing & commerce, thereby making India a trusted partner in the interconnected and inter-dependent world. It is pertinent that India increases its contribution to the world economy and become a major hub in the realignment of global supply chains. As envisioned by government, an empowered & unshackled India will move ahead in the field of value addition and contribution to world trade & welfare as was highlighted when India supplied critical medicines across the world against pandemic despite its own needs. Government of India has rolled out a number of Initiatives and policies to guide and ensure development across all sectors of Indian economy. Your company is committed to developing world class infrastructure assets to assist in Indian economic development & achieving the vision of our Hon'ble PM for an "AatmaNirbhar Bharat".



**Delhi International Airport** was once again recognized as the Best Airport for service quality in the region by ACI and Best Airport in Central Asia by Skytrax. This is a result of our focus on operational excellence and customer experience, backed by strong organizational culture, which has helped Delhi Airport to sustain its leadership position in Airport Service Quality.

During the first half of the year, DIAL faced headwinds in the form of the Jet Airways shutdown and Pakistan Air Space closure. The last quarter of FY20 witnessed the impact of COVID-19. DIAL responded to the adversities promptly and hence was able to limit the impact to a great extent with 67.3 Mn passenger traffic in FY20, witnessing a de-growth of only 2.8 % over previous year with 4.7% de-growth in international traffic and 2.1% de-growth in domestic traffic.

Due to the outbreak of COVID-19, Delhi Airport's traffic has been severely impacted by the travel restrictions imposed by the government and the fall in travel confidence. Even though there will be a severe impact of the pandemic in the fiscal year FY21, we are looking forward to a rebound in traffic post-COVID. In the meantime, we continue to work with all stakeholders including the airlines to establish Delhi Airport as an international hub airport for passengers and cargo. In line with this goal, we will continue to work for reopening key international destinations gradually in accordance with the uplifting of international border restrictions. We will also continue to work with international carriers to boost long haul flights as well as dedicated freighters coming into Delhi.

We also plan to continue with the necessary parts of expansion of its airside infrastructure and terminal capacity as per the approved Master Development Plan in order to cater to the future growth in passenger and air traffic. The Phase 3A expansion, includes, among others, expansion of Terminal 1 and Terminal 3, construction of a fourth runway along with enhancement of airfields and construction of taxiways and will expand capacity to 100 Mn passengers annually. To finance expansion, DIAL successfully raised US \$ 350 Mn in the form of overseas bond of 10 years tenor & followed it up by raising additional US \$ 150 Mn at a much tighter yield of 5.343%, which displays the faith of international investors in the company. However, to ensure prudent use of funds during the pandemic, we have considered postponing parts of planned capital expenditure to subsequent periods



**Hyderabad Airport** continues to lead passenger and cargo traffic performance metrics among major airports during the year, becoming the only Public-Private-Partnership airport in the country to register positive YoY growth in total passengers handled despite the challenges faced. It handled 21.6 Million passengers during FY20.



Hyderabad Airport bagged ACI ASQ Departures Award for being the 'Best Airport by Size and Region' and 'Best Airport in Environment & Ambience by size' in the Asia Pacific for 2019 in 15-25 MPPA category and 2nd Position in the Best Regional Airports and the Best Airport Staff in India & Central Asia categories in the Skytrax World Airports 2020 Awards

As part of the capital expansion works at Hyderabad Airport, we made further progress and commissioned additional 24 remote aircraft parking stands and significant progress was made on various elements on the airside such as taxiways, rapid exit taxiways, and construction of a dedicated tunnel for movement of Ground Support Equipment (GSE) under aircraft taxiways. To meet the anticipated funding needs of the expansion project, GHIAL raised an amount of US\$ 300 million in the form of overseas bonds at an attractive interest rate of 5.375%, having maturity in the year 2024. As a measure of prudence, the entire foreign currency exposure was hedged, to complete the fundraising at an all-in cost of 10.27%. With the timely fundraising, the expansion project is well insulated in the near term from the disruptions caused by the COVID-19 pandemic. Further, to ensure judicious use of funds during the pandemic, we continue to look at partially rescheduling future capital expenditure.

On the regulatory front for the Hyderabad Airport, as an interim measure for the remaining period of one year until the finalization of 3rd Control Period tariff effective from 1st April 2021, AERA has issued tariff order for the 2nd Control Period of GHIAL on 27th March'2020. Pursuant to TDSAT order dated 4th March'2020, Authority will be reconsidering the tariff related issues of GHIAL afresh along with Multi-year tariff proposal for third control period. Subsequently in July 2020, GHIAL has filed the multi-year tariff proposal for third control period (1st April 2021 to 31st March 2026) along with all pending unsettled issues again with AERA.

As far as **Goa Airport** (Mopa) is concerned, I am pleased to inform that Hon'ble Supreme Court of India has reaffirmed the Environmental Clearance granted to the Project and disposed of the petition filed against it.



Consequent to the same, EPC Contractor has re-mobilized and subsequently Construction and Development works resumed at site in February 2020. Further, we sought an extension of time to perform various obligations under the Concession Agreement because of various delays and restraints, which has been granted by the Government of Goa. Accordingly, the commercial operation date has been revised to 30th May, 2022. We are in the process of seeking additional time for the commercial operational date on account of the impact of Covid-19.

At **Cebu Airport**, we continue to work with tourism bodies of the Philippines and neighboring countries along with travel agents, airlines and other Government bodies to boost tourism in Cebu. Continued focus on South Korea and Japan along with the addition of several new routes from China provided a boost to traffic growth. The passenger footfall registered a Y-o-Y growth of ~9.9% in CY 2019. Further, renovation of the domestic Terminal 1 was completed in September 2019, with world-class passenger facilities and state-of-the-art operating equipment.



The Honourable President of the Philippines, H. E. Mr. Rodrigo Duterte, and executives from different Government agencies graced the unveiling ceremony. A significant change for Terminal 1 is the creation of the 'Airport Village', which shall provide a vastly improved experience for all visitors arriving in Cebu. The renovated terminal provides more area & better facilities for passengers and concessionaires and expanded overall capacity of Terminal 1 from 4.5 Mn passengers to 11 Mn passengers. Further, it gives me pleasure to share that Cebu Airport's resort-themed terminal 2 bagged the prestigious World Architecture award at the World Architecture festival held in Amsterdam in December 2019. The award is a testimony to our Group's credentials as a leading global airport developer and operator.

To combat the pandemic, Mactan-Cebu International Airport established a COVID-19 testing laboratory at

the airport, which is the first dedicated, airport-centric testing facility in the world. The lab bolsters Cebu's credentials for joining 'travel bubbles' with the likes of China, Korea and Japan – its top international markets. Despite the Covid-19 impact, construction work for Clark Airport Project is progressing as per schedule.

The consortium of GMR Airports and TERNA attained the concession commencement date for the design, construction, financing, operation, maintenance of the **new international airport of Heraklion** at Crete in Greece on February 6, 2020. Greek Prime Minister H.E. Mr. Kyriakos Mitsotakis and Minister of Infrastructure, Transport and Networks Mr. Kostas Karamanlis laid the foundation stone of the upcoming airport in a ceremony held on February 8, 2020. The Hon'ble Prime Minister highlighted that the new airport would incorporate the latest technologies and given its location at the heart of Eastern Mediterranean has the potential to develop into a regional hub.

We expect our real estate assets to become a significant value driver for the airport business. We continue to create value for the company through combination of lease and self-development models. The FY20 witnessed greater traction at our Hyderabad Airport City with focus on acceleration of monetization. Amazon signed up for an expansion "built-to-suit" facility of 2.6 lakhs sq. ft. in addition to its existing India's largest fulfilment centre of 4.0 lakhs sq. ft. We further expanded the warehousing footprint and concluded a joint venture with ESR for developing a logistics park. In FY20, we also completed and handed over a "built-to-suit" manufacturing facility for Safran Electric & Power in the GMR SEZ and also started construction of an Industrial facility of 1.7 lakh sq. ft. for Safran Aircraft Engines. With Government of India reducing applicable GST rate from 18% to 5% along with complete input tax credit, and treating MRO Services provided to a foreign recipient as export, it be expected to benefit development of MRO hub & growth in aviation ecosystem at Indian Airports benefitting all stakeholders, including your Company. Further, in our endeavor to create social infrastructure at Airport city, we have built a strong pipeline of transactions for development of school, university, shared housing and retail projects

At Delhi Airport, this year the real estate focus was to create a brand image for GMR Aerocity as a cultural, music, arts and Food & Beverage destination. Master planning and infrastructure planning took centre stage to enable stepping into Aerocity Version 2.0. Smart city concepts were built into the overall Aerocity design and plan. GMR Aerocity hosted notable industry events such

as India Mobile Congress and India Crafts Week that garnered a lot of visibility for Aerocity. Engagement with stakeholders remains a prime focus area.

The Mopa, Goa airport real estate development is envisaged as a hospitality-retail-wellness-entertainment destination spread across 230 acres of commercial land at the airport. The first phase of the development is likely to include retail and hospitality. Master planning works were undertaken during FY20 for the same.

In the **ENERGY SECTOR**, our focus during the year has been on stabilizing our existing assets, improving their profitability and achieving operational excellence. For the first time since commercial operations, GMR Warora Energy Limited (GWEL) has achieved normative availability for all its PPAs with no loss in capacity charges. The linkage materialization has been 99% for FY20. We were also able to enhance fuel security at GMR Kamalanga Energy Limited (GKEL) with a successful bid under SHAKTI B III Scheme of the Government of India. GKEL also bid successfully for a power sale bid conducted by PTC during Q4 of FY20 and is awaiting the Letter of Award. We continued to get positive results for our efforts on regulatory orders in APTEL and CERC. Efforts put in by GMR Upper Karnali Hydropower Ltd (GUKHPL) have borne fruit with Bangladesh Power Development Board issuing a Letter of Award for 500 MW PPA.




Bajoli Holi hydro project, which was affected due to natural force majeure reasons, is now in the last leg of construction and we expect it to be operational by first quarter of next financial year.

Our focus continued to be on the liquidation of regulatory receivables during FY20 and we have succeeded to a significant level. Our Indonesian coalmine in which we have minority stake has performed quite well in 2019 despite global slowdown witnessed because of US-China

trade war. The mine registered a 36% growth in production and a 27% increase in sales over the last calendar year. International coal prices have shown moderate recovery since beginning of 2019. Currently, global outbreak of COVID-19 has reduced the manufacturing activities across the world, in turn, adversely affecting demand for coal. As a result, the International coal prices are now under pressure, primarily because of lower demand mainly from China and India, which should recover as the world recovers from Covid-19 related slowdown. In line with the effort towards liquidity enhancement and debt reduction, we were able to execute the debt resolution plan for GMR Rajahmundry Energy Limited (GREL) and conclude divestment of GMR Chhattisgarh Energy Limited (GCEL).

Coming to the **TRANSPORTATION AND URBAN INFRASTRUCTURE** (T&UI) vertical of our Group, our focus is on cash flow improvement. Construction work is underway at the DFCC project packages awarded to the company in FY15 and FY16. Apart from mega construction projects like DFCC, government is also opening up Railway Station development and running of passenger trains in PPP mode by the private agencies.



Your Company will explore potential opportunities which are viable and in line with Group's overall future strategy. Group's Highways business has four operating highways assets in its portfolio as of now. During FY 20, the company has handed two projects Tuni-Anakapalli and Tambaram-Tindivanam back to NHAI after successful completion of their Concession Period.

Due to the Covid-19 situation, severe constraints were experienced by global companies in their supply chains due to skewed dependence on few large vendors / locations. This has resulted in firms with complex supply chains having to re-examine and strategize on their supply chain and manufacturing activities. As a result,

several MNCs, which have their manufacturing units in China or dependence on China for raw materials, are planning to shift part of their manufacturing or sourcing out of China with the objective of de-risking their operations and supply chain in the long run. India, uniquely placed with large domestic market, skilled manpower at lower cost coupled with recent policy reforms is actively pursuing companies in electronics, medical devices, precision engineering etc., giving boost to the approach towards an AatmaNirbhar Bharat. Our Kakinada Special Economic Zone (KSEZ) and GMR Krishnagiri Special Investment region (GKSIR) are well placed to capitalize on this opportunity.

In KSEZ, developments have taken place that should transform the Special Investment Region into a Port-based Investment Region. KSEZ through its subsidiary Kakinada Gateway Port Ltd has signed the Concession Agreement with Government of Andhra Pradesh for development of a Commercial Port on Design, Build, Finance, Operate and Transfer (DBFOT) basis adjacent to the Industrial Park.

Our GKSIR is situated strategically at Hosur on the tri-junction of Tamil Nadu, Andhra Pradesh and Karnataka borders and on the Auto corridor of Chennai-Bangalore-Pune Highway. These factors make it highly attractive to Logistics & Warehouse, Electronics, Automobile and Engineering players. Under the 'Make in India' initiative, the Govt. of India had announced setting up of a Defense Industrial Production Corridor (DIPC) in Tamil Nadu and Hosur has been identified as one of the key nodes under TN Corridor. In addition, under Bharat Mala scheme, NHAI is developing a 205 kms long satellite township ring road linking Hosur & Bangalore. All these positive developments are expected to take GKSIR to the next level of growth. Currently, about 273 Acres is being developed as Phase 1A.

Looking ahead for FY21, we expect business environment to remain challenging given the COVID-19 pandemic. However, given the various initiatives taken by the Company to ensure liquidity, business continuity and operational efficiency, we are confident to comfortably ride through these difficult times and come out stronger than ever. As indicated earlier, the Company has made significant progress in the areas of improving operations and cash generation. This has been made possible by unlocking value from our Airport business through deal with Groupe ADP and pre-COVID fund raising through issuance of USD bonds to cover our capital expenditure towards airport expansion activities. From a long-term perspective, the Group will continue to invest in technology and work towards further expanding our

footprint in the Airport business. We will ensure that the Group is ready for a strong economic comeback post the pandemic.

Along with the focus on Business, your Company has strong focus in ensuring that systems and processes in the Group are constantly updated to align with emerging trends. We are strengthening finance related processes in the group with the objective of increasing the utilization of our shared services center, with the purpose of improving speed and agility and also delivering a more efficient and effective service within the group. We are also actively looking at digitalization to enhance business prospects in terms of superior customer experiences, revenue and cost reduction opportunities as well as agile and efficient internal processes.

Sustainability remains at the core of Group’s business strategy. Your Company has allocated substantial resources to increase adherence to environmental standards and pollution control measures and enhance Environment Health Safety levels. In this regard, I am proud to share a few awards won during the year:

- Delhi Airport won “Gold Recognition” in ACI Asia-Pacific Green Airports Recognition 2020 in the over 35 million passengers per annum category. It was also awarded with prestigious National Award for Excellence in Energy Management and Water Management 2019 by CII. Further, Delhi Airport became the 1st airport in the world to achieve PEER Platinum Certification for Terminal 3.
- Hyderabad Airport won ACI Asia-Pacific Green Airports Platinum Recognition for efficiency in water management practices. It also bagged National Energy Leader Award and Excellent Energy Efficient Unit by CII
- GWEL won “Sword of Honour” from British safety council. It also bagged “National award for Excellence in Energy Management” by Confederation of India Industry
- GKEL won Meritorious Performance Award 2019 for Energy Conservation among all IPPs in Odisha and the Environment Excellence Award-2019 by Indian Chamber of Commerce.

The Group continued its tradition of caring for the communities and stakeholders as part of its Corporate Social Responsibility program through **GMR VARALAKSHMI FOUNDATION (GMRVF)**, the CSR Arm of the Group. The Foundation is currently working at over twenty locations in India and supporting one

location in Nepal. GMRVF helped the Group companies and several JVs to fulfil their CSR obligations through grassroot development initiatives around the GMR businesses.



All the educational institutions under GMRVF performed exceedingly well during the year. There are over 10,000 students in these institutions. GMRIT (GMR Institute of Technology) continues to be amongst the top 50 colleges in the country and top 5 in the State of Andhra Pradesh as per rankings given by various education magazines. During the year, 2019-20 GMRIT was ranked in the rank band of 201-250 by NIRF, MHRD, Government of India. GMRIT has taken several initiatives to promote research, which has resulted in faculty members publishing more than 300 research publications and 70% of them are in highly indexed journals. GMRIT has been ranked as the Best Clean & Smart campus by AICTE. GMRIT continues to give its students opportunity to learn about the contemporary technologies and adopt new age skills, enabling them to understand the ecosystem that exists in the global perspective. To enable the students to take up the courses related to the 21st century skills, GMRIT signed MOUs with reputed foreign universities and introduced industry driven elective courses. Both GMRIT & SGCSR Colleges have been able to provide more than 600 and 190 placement offers respectively until the COVID Pandemic lock down announced in March 2020.

All the schools under GMRVF have also shown a consistent excellent performance in academics, extra-curricular activities and achieved 100% results in class X in the year 2020. GMRVF partnered with over 200 government schools with the objective of improving the quality of education, reaching out to about 35,000 students across India. Over 5,000 children from 3-6 years of age were provided quality pre-school education through own “Bala Badis” or partnered Anganwadis.

GMRVF provides an opportunity for under-privileged meritorious children to access quality education in reputed schools through 'Gifted Children Scheme' and supported about 250 children through this initiative. Further, E-education has been provided to over 2,000 children through 30 E-learning Centers.

The number of both outpatient and in-patient footfalls in the NABH accredited GMR Varalakshmi Care Hospital have been consistently increasing year on year. Apart from providing quality health care at affordable costs, the Hospital issued concessions to over 16,000 patients this year, taking advantage of various schemes. Full time nephrology services added to the spectrum of health services. The eight Mobile Medical Units run by GMRVF provided free medical care to about 9,000 elderly every month. Over 30,000 treatments were provided by the 23 medical clinics run at different locations. Fifteen Nutrition Centers run by GMRVF provided supplementary nutrition, ante-natal and post-natal support to about 250 pregnant and lactating women.

In line with the Government's Mission of Swachh Bharat, the Foundation constructed about 20 community toilets and supported over 2,000 families for construction of Individual Sanitary Lavatories, apart from construction of several school toilets. A Senior Services Center was set up at Delhi during the year to provide multiple services to elderly people.



Contributing to the Skill India Mission of the Government, GMRVF continued to set benchmarks in the area of skilling with several national and international delegations visiting the GMRVF's skill training centers to understand the processes and systems followed.

The 15 training centers trained about 7,500 youth during the year with over 80% of them settling in jobs or self-

employment ventures. The foundation stone was laid during the year for a new vocational training center at Kevadia, Gujarat that is a joint initiative of GMRVF and Sardar Sarovar Narmada Nigam Ltd (SSNNL). About 120 sales staff from Hyderabad Duty Free Retail Ltd. were trained under Recognition of Prior Learning (RPL) program. RPL is a process used to evaluate the skills and knowledge acquired outside the classroom for the purpose of recognizing the competencies against a given set of standards, competencies or learning outcomes. Over 1,500 families have been supported by the Foundation for enhancing incomes through farm and non-farm livelihoods and about 100 women under EMPOWER (Enabling Marketing of Products of Women Entrepreneurs) initiative have been earning decent incomes.

GMRVF won about 10 National and Local level recognitions during the year, which include:

- 'Mahatma Award for Social Good 2019' on the occasion of 150th Birth Anniversary of Mahatma Gandhi
- 'Best Diversity and Inclusion Initiative Award 2019' from GoDiverse, a reputed organization which offers diversity and inclusion related services to corporates
- NIREG, Rajam, has been adjudged as one of the 3 best performing RSETIs (Rural Self-Employment Training Institutes) in India by Ministry of Rural Development (MoRD).

Finally, I take this opportunity to express my gratitude towards our customers, suppliers and other stakeholders for their confidence and trust in the Group. I also thank the leadership team of GMR Group for taking us forward in the right direction. My sincere appreciation is for all our employees whose hard work and continued contribution in such challenging times enable the Group to overcome every obstacle. I look forward to your continued support and encouragement in taking the Company to greater and newer heights in the future.

**G M Rao**  
Chairman, GMR Group

# HIGHLIGHTS OF 2019-20

## CONSOLIDATED FINANCIAL PERFORMANCE

(in ₹ Crore)

Year end	Revenue from Operations <sup>@</sup>	Revenue from Operations (net)*	EBITDA **	PAT#	Cash & Cash Equivalent <sup>^</sup>
FY 2020	8,555.54	6,518.35	2,628.56	(2,198.49)	8,328.11
FY 2019	7,575.96	5,811.21	1,705.71	(3,466.41)	4,544.25
FY 2018	8,721.21	6,809.71	2,185.90	(1,082.65)	6,516.58

@ Revenue from operations represents revenue from continuing operations only

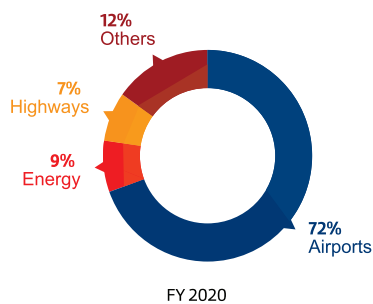
\* Revenue from operations (net) is after deducting revenue share paid/payable to concessionaire from revenue

\*\* EBITDA - Earnings before interest, other income, tax, depreciation, amortisation (including utilisation fees), Share of (loss)/profit of JV / associates and exceptional items; EBITDA from continuing operations only

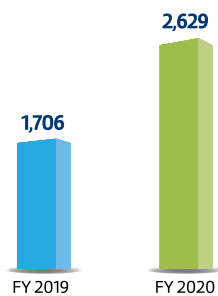
# Profit after tax before minority interest ; Include PAT from continuing operations only

^ Cash + mutual funds + bonds + government securities + certificate of deposit + commercial papers+ Deposit with statutory authorities+ investments in quoted equity shares; It excludes cash / investments pertaining to assets held for sale

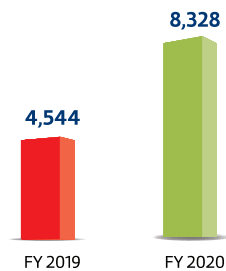
### SECTOR WISE REVENUE FROM OPERATIONS



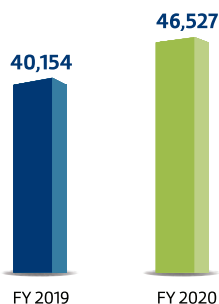
### EBITDA (in ₹Crore)



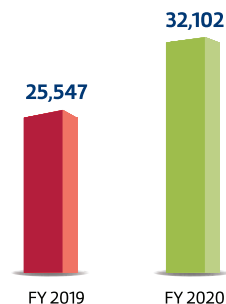
### CASH & CASH EQUIVALENT (in ₹Crore)



### TOTAL ASSETS (in ₹Crore)



### BORROWINGS (in ₹Crore)



# Board's Report

## Dear Shareholders,

The Board of Directors present the 24<sup>th</sup> Annual Report together with the audited financial statements of the Company for the financial year (FY) ended March 31, 2020.

Your Company, GMR Infrastructure Limited ("GIL"), is a leading global infrastructure conglomerate with interest in Airports, Energy, Transportation and Urban Infrastructure business sectors in India and few countries overseas. The Company has an Engineering, Procurement and Construction (EPC) business focusing on execution of projects of Group SPVs, external customers and EPC project of International Airport. The Group has large EPC order book of railway track construction including Dedicated Freight Corridor Project (DFCC) initiated by Government of India. GMR is also

developing multi-product Special Investment Regions (SIR) spread across ~2500 acres at Krishnagiri in Tamil Nadu and port based SIR to include an all-weather multi-purpose deep water port, a logistic park, a petrochemical cluster and an eco friendly-industrial park spread over ~10,400 acres at Kakinada in Andhra Pradesh. The Group has acquired a prominent space in airports sector with more than 26.09% of total country's passenger traffic being routed through the two airports i.e 'Indira Gandhi International Airport' in New Delhi and 'Rajiv Gandhi International Airport' in Hyderabad managed by the Group, in addition to its presence in Philippines with an operating airport 'Mactan Cebu International Airport'. The Greenfield airport projects under development includes airport at Mopa in Goa and Airport at Heraklion, Crete, Greece. GMR is developing very unique airport cities on the commercial land available around its airports in New Delhi, Hyderabad and Goa. The GMR Group has a diversified portfolio of operational Coal, Gas and Renewable power plants and Hydro projects are at under various stages of construction and development.

## Performance highlights – FY 2019-20

Performance Highlights of your Company on consolidated basis for the FY 2019-20:

- Value unlocking of Airport Business through strategic partnership to deleverage the balance sheet and paving way for demerger of Airport business. The Group signed a share subscription and share purchase agreement with Aeroport DE Paris S.A. (ADP) for 49% stake (directly & indirectly) sale in GMR Airports Limited (GAL) on February 20, 2020 for an equity consideration of ₹ 10,780 crore. Despite unprecedented adverse conditions, on July 7, 2020 the Group has successfully completed the transaction with ADP with slight modifications. ADP has also pegged earn-outs for Group up to ₹ 5,535 crore linked to achievement of certain agreed operating performance metrics as well as on receipt of certain regulatory clarifications over the next 5 years.
- Passenger Traffic at Delhi International Airport during the FY 2019-20 declined by 2.80 % YoY from 69.2 Mn to 67.3 Mn, Passenger Traffic at Hyderabad International Airport during the FY 2019-20 grew by 1.40% YoY from 21.4 Mn to 21.7 Mn Passenger Traffic at CEBU Airport (Philippines) during the FY 2019-20 grew by 10% YoY from 11.51 Mn to 12.66 Mn.
- The Group has received certain favourable orders on various ongoing matters in energy, highway and DFCC for compensation for Change in Law and late payment which involve significant value of claims.
- The Group entered into a Sale and Purchase Agreement with a prospective buyer for a consideration of USD 15.50 million for sale of the Barge Mounted Power Plant ('Barge Plant') on as is where is basis.
- Signed concession agreement for development and operation of Bhogapuram International Airport. Project involves design, build, finance, construction, development and O&M for concession period of 40 years, extendable by additional 20 years.
- Manila International Airport Authority has granted the GMR Megawide Consortium the Original Proponent Status (OPS) for developing the Ninoy Aquino International Airport.
- Signed concession agreement for 7 years (extendable for further period of 3 years) with Kannur International Airport Limited to manage and operate duty free outlets at the Kannur International Airport.
- Hon'ble Supreme Court of India in its judgment has lifted the suspension on Environment Clearance imposed vide its Order dated March 29, 2019 on construction of new greenfield airport at Mopa, Goa.
- Concession agreement of road projects in GMR Tuni-Anakapalli Expressways Limited (GTAE) and GMR Tambaram-Tindivanam Expressways Limited (GTTE) ended on November 8, 2019.
- Signed concession agreement to commission, operationalize and maintain the Civilian Enclave at Bidar Airport Karnataka.
- Strong Growth in capacity, volumes and revenues at PTGEMS in its Coal Mining operations in Indonesia during the FY 2019-20.
- Mixed operating performance in the Energy business. GKEL achieved PLF of 66% in FY 2019-20 as against 73% in FY 2018-19, GWEL achieved PLF of 82% in FY 2019-20 as against 76% in FY 2018-19.
- GMR Group has sold its entire stake in GMR Chhattisgarh Energy Limited (GCEL) to Adani Power Limited in July 2019.

## Financial results - FY 2019-20

### a) Consolidated financial results

(₹ in Crore)

Particulars	March 31, 2020	March 31, 2019
<b>Continuing operations</b>		
<b>Revenue from operations:</b>		
Sales / income from operations (including other operating income)	8,555.54	7,575.96
Other income	666.59	708.76
<b>Total Income</b>	<b>9,222.13</b>	<b>8,284.72</b>
<b>Expenses</b>		
Revenue share paid / payable to concessionaire grantors	2,037.19	1,764.75
Operating and other administrative expenditure	3,889.79	4,105.50
Depreciation and amortization expenses	1,064.25	983.96
Finance costs	3,545.07	2,684.15
<b>Total expenses</b>	<b>10,536.30</b>	<b>9,538.36</b>
<b>Loss before share of loss of associate and joint ventures, exceptional items and tax from continuing operations</b>	<b>(1,314.17)</b>	<b>(1,253.64)</b>
Share of loss of associates and joint ventures (net)	(288.33)	(87.89)
<b>Loss before exceptional items and tax from continuing operations</b>	<b>(1,602.50)</b>	<b>(1,341.53)</b>
Exceptional items - loss on impairment of investments accounted for using the equity method (net)	(680.91)	(2,212.30)
<b>Loss before tax from continuing operations</b>	<b>(2,283.41)</b>	<b>(3,553.83)</b>
Tax expenses/(income)	(84.92)	(87.42)
<b>Loss after tax from continuing operations (i)</b>	<b>(2,198.49)</b>	<b>(3,466.41)</b>
<b>EBITDA from continuing operations</b>		
(Sales/income from operations - Revenue share - operating and other admin expenses)	2,628.56	1,705.71
<b>(Loss)/profit from discontinued operations before tax expenses</b>	<b>(3.70)</b>	<b>117.84</b>
Tax expenses	-	7.72
<b>(Loss)/profit after tax from discontinued operations (ii)</b>	<b>(3.70)</b>	<b>110.12</b>
<b>Total loss after tax for the year (A) (i+ii)</b>	<b>(2,202.19)</b>	<b>(3,356.29)</b>
<b>Other comprehensive income</b>		
<b>Other comprehensive income to be reclassified to profit or loss in subsequent periods:</b>		
Exchange differences on translation of foreign operations	(123.14)	163.30
Net movement on cash flow hedges	152.86	12.68
<b>Other comprehensive income not to be reclassified to profit or loss in subsequent periods:</b>		
Re-measurement gains (losses) on defined benefit plans (Net of taxes)	(5.57)	(2.35)
<b>Other comprehensive income for the year, net of tax (B)</b>	<b>24.15</b>	<b>173.63</b>
<b>Total comprehensive income for the year, net of tax (A+B)</b>	<b>(2,178.04)</b>	<b>(3,182.66)</b>
<b>Loss for the year attributable to</b>	<b>(2,202.19)</b>	<b>(3,356.29)</b>
a) Equity holders of the parent	(2,429.38)	(3,580.56)
b) Non-controlling interests	227.19	224.29
<b>Total comprehensive income attributable to</b>	<b>(2,178.04)</b>	<b>(3,182.66)</b>
a) Equity holders of the parent	(2,461.10)	(3,420.29)
b) Non-controlling interests	283.06	237.63
Earnings per equity share (₹) from continuing operations	(4.02)	(6.14)
Earnings per equity share (₹) from discontinued operations	(0.01)	0.19
Earnings per equity share (₹) from continuing and discontinued operations	(4.03)	(5.95)



FY 2019-20 was very eventful year that witnessed unlocking of value of airport sector through strategic partnership with Aeroport DE Paris S.A. (ADP) and divestment of few non-core assets in energy sector. Aero revenue in Airport sector remained stagnant in FY 2019-20 due to COVID-19 impact in February and March 2020. Non - Aero revenue increased marginally in FY 2019-20. Income from Commercial property development (CPD) increased significantly due to revenue recognition for new contract and implementation of Ind AS-116 'Leases'. The revenue from highways and EPC remained stagnant. Consolidated Revenues do not include the revenues of entities which were assessed as jointly controlled entities / JVs under Ind AS, including, GMR Energy Limited (GEL), GMR Kamalanga Energy Limited (GKEL), GMR Warora Energy Limited (GWEL) and Delhi Duty Free Services Private Limited (DDFS). Airport, Energy, Highways, EPC and other segments contributed ₹ 6,131.49 Crore (71.66%), ₹ 777.35 Crore (9.09%), ₹ 585.20 Crore (6.84%), ₹ 859.10 Crore (10.04%) and ₹ 202.40 Crore (2.37%) respectively to the consolidated revenue from operations.

Increase in revenue share paid / payable to concessionaire grantors was on account of higher Non-aero revenue. Decrease in other expenses in FY 2019-20 is primarily due to forex loss, write off advances and donation expense in FY 2018-19.

## b) Standalone financial results

(₹ in Crore)

Particulars	March 31, 2020	March 31, 2019
Revenue from operations	1,155.10	1,101.04
Operating and administrative expenditure	(710.22)	(845.19)
Other Income	7.90	47.86
Finance Costs	(892.93)	(845.65)
Depreciation and amortisation expenses	(23.52)	(24.49)
<b>Loss before exceptional items and tax</b>	<b>(463.67)</b>	<b>(566.43)</b>
<b>Exceptional Items:</b>		
Provision for impairment in carrying value of investments, loans/advances carried at amortised cost	(990.47)	(475.96)
<b>Loss before tax</b>	<b>(1,454.14)</b>	<b>(1,042.39)</b>
Tax expenses/(income)	24.98	(8.08)
<b>Loss for the year</b>	<b>(1,479.12)</b>	<b>(1,034.31)</b>
Net surplus in the statement of profit and loss - Balance as per last financial statements	121.50	1,123.26
Transfer from debenture redemption reserve	35.37	32.34
Re-measurement gains on defined benefit plans (net of taxes)	0.04	0.21
Loss on sale of treasury shares	(72.00)	-
Transfer from fair valuation through other comprehensive income ('FVTOCI')	445.67	-
<b>(Deficit)/surplus available for appropriation</b>	<b>(948.54)</b>	<b>121.50</b>
Appropriations	-	-
<b>Net deficit in the statement of profit or loss</b>	<b>(948.54)</b>	<b>121.50</b>
Earnings per equity share (₹) - Basic and diluted (per equity share of ₹ 1 each)	(2.45)	(1.72)

During the year ended March 31, 2020, the revenue from EPC segment has increased by 5.30% from ₹ 763.04 Crore (FY 2018-19) to ₹ 803.46 Crore (FY 2019-20), which was mainly on account of contribution by the ongoing DFCC (Railways) project. Other operating income of the company has increased by 4.04% from ₹ 338 Crore (FY 2018-19) to ₹ 351.64 Crore (FY 2019-20) on account of increase in related parties loan and income from unwinding of financial guarantee.

During the year ended March 31, 2020, based on an internal assessment, the Company has made a provision of ₹ 990.47 Crore (March 31, 2019: ₹ 475.96 Crore) towards impairment in carrying value of investments, loans/advances carried at amortised cost, given to group companies which has been disclosed as an exceptional item in the standalone financial statements.

## COVID-19 Impact

Due to the countrywide lockdown imposed by the Government of India with effect from March 25, 2020 which got extended till June 30, 2020 with certain relaxations in place, impacted our Group businesses - Airports, Energy and Transportation. The airports were closed from March 25, 2020 to May 24, 2020 except for cargo and evacuation/ rescue flights for passengers. While suspension of Commercial international flights are in place till August 31, 2020. The businesses are on a recovery path post the lockdown primarily led by domestic traffic.

By staying true to its purpose and its values, the top-most priority for the Company was to ensure the safety of its employees. The Company has taken several measures to ensure their well-being including leveraging the power of technology to enable them to work from home and decided to adopt remote working as an integral part of our business and continuity plans. However, those working in Airport Operations and other essential services, their safety is being ensured by stringent use of protective gear, abiding by social distancing norms and taking all safety precautions.

The company is continuously adapting to the situation and has focused on the following measures to mitigate the COVID-19 challenges:

- Cash conservation through rescheduling of our Capex plan.
- Consolidation of infrastructures to adapt to the nature of traffic and reduce operating costs. For instance, we have closed Terminal 1 & 2 and are operating from only Terminal 3 at Delhi Airport for both international and domestic flights.
- Reviewed all budgets which has resulted in reducing operating expenses significantly.
- Ensuring maximum security & safety to our customers to restore their confidence such as adapting to effective hygiene standard at our assets/ facilities.

Detailed information on the same has been included under the Management Discussion & Analysis report forming part of this Annual Report.

### Dividend / Appropriation to Reserves

Your Directors have not recommended any dividend on equity shares for the FY 2019-20.

### Reserves

The net movement in the major reserves of the Company on standalone basis for FY 2019-20 and the previous year is as follows:

(₹ in Crore)

Particulars	March 31, 2020	March 31, 2019
Treasury Shares	-	(101.54)
General Reserve	174.56	174.56
Securities Premium Account	10,010.98	10,010.98
Surplus in Statement of Profit and Loss	(948.54)	121.50
Debenture Redemption Reserve	59.49	94.86
Capital Reserve	141.75	141.75
Foreign currency monetary translation difference account	(248.39)	(68.31)
Fair valuation through other comprehensive income ('FVTOCI') reserve	2,228.38	677.84
Equity component of optionally convertible debentures ('OCD's')	45.92	45.92
<b>Total</b>	<b>11,464.15</b>	<b>11,097.56</b>

### Management Discussion and Analysis Report (MDA)

MDA Report for the year under review, as stipulated under the Securities and Exchange Board of India (Listing Obligations and Disclosure Requirements) Regulations, 2015 (hereinafter referred to as "SEBI LODR"), is presented in a separate section forming part of the Annual Report.

The brief overview of the developments of each of the major subsidiaries' business is presented below. Further, MDA, forming part of this Report, also brings out review of the business operations of major subsidiaries and jointly controlled entities.

### Airport Sector

Your Company's airport business comprises of three operating airports viz., Indira Gandhi International Airport at Delhi, Rajiv Gandhi International Airport at Hyderabad in India and Mactan Cebu International Airport in Philippines. Further two assets are under development viz., Greenfield Airport at Mopa, Goa and Crete International Airport in Greece where we, along with our Greek partner TERNA Group, have signed Concession Agreement with the local government and attained concession commencement on February 06, 2020.

GAL, a subsidiary of your Company has emerged as the highest bidder to develop, operate and manage greenfield Bhogapuram International Airport in Andhra Pradesh. Subsequently, we received the letter of award and thereafter signed the concession agreement in June 2020 for Bhogapuram International Airport in Andhra Pradesh. The airports are housed under your Company's subsidiary GMR Airports Limited (GAL).

GAL also received Letter of Award for brownfield Dr. Babasaheb Ambedkar International Airport, Nagpur in March 2019. However, Mihan India Limited has cancelled the contract in May 2020. In response, GAL has filed petition challenging the cancellation of contract.

An overview of these assets during the year is briefly given below:

#### Delhi International Airport Limited (DIAL)

DIAL is a subsidiary of the Company and its shareholding comprises of GAL (64%), Airports Authority of India (AAI) (26%) and Fraport AG Frankfurt Airport Services Worldwide (Fraport) (10%). DIAL has entered into a long-term agreement to operate, manage and develop the Indira Gandhi International Airport (IGIA), Delhi.

#### Highlights of FY 2019-20:

Fiscal Year 2020 brought number of major challenges for the Indian Aviation Sector. While during the first half of the year, DIAL faced events like Jet Airways shutdown and Pakistan Air Space closure, the month of March witnessed the impact of COVID-19. DIAL responded to the adversities promptly and hence was able to limit the impact to a great extent with 67.3 Mn passenger traffic in FY 2019-20, witnessing a de-growth of 2.8 % over previous year with 4.7% de-growth in international traffic and 2.1% de-growth in domestic traffic. During the year, Delhi Airport achieved its highest ever monthly passenger traffic of 6.3 Mn in the month of November and December, 2019 and handled 450,013 Air Traffic Movements (ATMs) over the year. On the cargo front, it also clocked 0.96 MMT with an overall de-growth of 8.4% over previous year, led by 9.8% de-growth in the domestic cargo.

DIAL is under Base Airport Charges (BAC) since December 2018. However, CP3 Tariff Order consideration is under process by AERA and likely to be finalized by mid of FY 2020-21.

DIAL's focus on operational excellence, customer experience backed by strong organizational culture has helped sustain its leadership position in Airport Service Quality. DIAL was once again recognized as the Best Airport for service quality in the region by ACI and Best Airport in Central Asia by Skytrax.

**Capacity augmentation initiatives FY 2019-20**

Although the recent Coronavirus outbreak and subsequent lockdown has posted some major challenges, DIAL has continued its focus on its expansion plan of airside infrastructure and terminal capacity as per the approved Master Development Plan in order to cater to the future growth in passenger and air traffic. The Phase 3A expansion includes, among others, expansion of Terminal 1 and Terminal 3, construction of a fourth runway along with enhancement of airfields and construction of taxiways, which will expand capacity of IGI Airport to 100 Mn passengers annually. Key highlights on the developments:

- As part of capacity augmentation, successfully increased the slot capacity by more than 15%.
- Contractor - L&T and PMC - Turner fully mobilized and commenced work on Phase 3A expansion plan.
- Substantial progress made on Airside, Landside and Terminal detail design development despite some major challenges like construction ban by NGT during winter and countrywide shut down due to COVID-19 in March 2020.

**Passenger convenience initiatives FY 2019-20**

- Extended metro check-in facility for passengers of three more airlines- AirAsia, GoAir (international flights) and Spice Jet, flying out of T3 through NDLS Metro Station.
- Delhi Airport in collaboration with CISF has introduced Express check-in facility at Terminal 2.
- Delhi Airport launched the "FOOD GENIE" service that allows passengers to order through interactive self-ordering kiosks and get food of their choice near their boarding gates.
- Delhi Airport through its partner Sakha Cabs has launched taxi service for its women passenger and their families. This new service will facilitate safe and hassle-free transportation for women passengers from Delhi airport.
- DIAL launched a doorstep baggage transfer facility for passengers flying to and from Delhi Airport. The service has been introduced in collaboration with 'CarterX', as part of DIAL's endeavor to provide world-class experience to its passengers.
- As part of social media responsiveness, IGI Airport achieved First Response Time of less than 7 minutes which is amongst the best in India.

**Awards and Accolades FY 2019-20**

- Delhi Airport has once again emerged as Best Airport in the over 40 million passengers per annum (MPPA) category in Asia Pacific region by ACI in the Airport Service Quality Programme (ASQ) 2019 rankings.
- Delhi Airport was voted as the Best Airport in India and Central Asia at the 2020 World Airport Awards by Skytrax.
- Delhi Airport has also been awarded as Global 4 Star Airport for 2<sup>nd</sup> consecutive year by Skytrax, being the only Airport in India to achieve

this feat.

- DIAL was conferred with "Cargo Airport of the year India Region" by The STAT Times International for excellence in Air Cargo.
- The 6<sup>th</sup> edition of ICAO Global Aviation Training and TRAINAIR PLUS Symposium was successfully organized under the aegis of GMR Aviation Academy and Delhi International Airport Limited (DIAL), in Delhi from 04<sup>th</sup> to 06<sup>th</sup> December 2019.

**Sustainability Focus**

DIAL has always had a strong focus on Sustainability, and has received various awards and accolades in this regard:

- DIAL was awarded with prestigious National Award for Excellence in Energy Management and Water Management 2019 by CII.
- "Gold Recognition" in ACI Asia-Pacific Green Airports Recognition 2020 in the over 35 million passengers per annum category.
- Delhi Airport became the 1<sup>st</sup> airport in the world to achieve PEER Platinum Certification for Terminal 3 and Main Receiving Sub Station (MRSS) facility by USGBC (United States Green Building Council).
- DIAL is the first Indian airport to bag recognition from Confederation of Indian Industry - ITC Centre of Excellence for Sustainable Development (CII-ITC CESD) for becoming "Single Use Plastic Free Airport".
- DIAL has been awarded with "CAP 2.0° Climate Oriented" company award by CII-ITC Centre of Excellence for Sustainable Development. DIAL is the only infrastructure company to have achieved this feat for this year.

**GMR Hyderabad International Airport Limited (GHIAL)**

GHIAL is a subsidiary of the Company and its shareholding comprises of GAL (63%), AAI (13%), Government of Telangana (13%) and MAHB (Mauritius) Private Limited (11%) and has a long-term agreement to operate, manage and develop the Rajiv Gandhi International Airport (RGIA), Hyderabad.

**Highlights of FY 2019-20:**

FY 2019-20 marked a year of slowing economic activities, lower GDP growth rates and weakening of sentiment, all of which impacted both passenger and cargo traffic across the country. However, building on the strength of its strategic geographic location, proactive steps to improve business performance, supportive government policies and economic vibrancy of Telangana and the South-Central region of India, GHIAL continued to sustain positive growth momentum in passenger traffic and also managed to minimize the negative impact on cargo traffic.

During the last quarter of FY 2019-20, the outbreak of COVID-19 pandemic eventually led to a complete nationwide lockdown in March 2020 including cessation of all commercial aviation activity. This was a major disruption that continues to affect the company's business and operations going into FY 2020-21, but the management took all necessary steps to safeguard the

staff and business interests of the company through the pandemic situation and to position the company to capitalize on the eventual recovery in the coming months and years.

**Operational Performance:**

Despite a weakening general economic environment and early signs of slowdown witnessed during FY 2019-20 in India's aviation market and the total shutdown of aviation towards late March 2020 on account of COVID-19 pandemic, RGIA continued to lead passenger and cargo traffic performance metrics among major airports during the year, becoming the only PPP airport in the country to register positive YoY growth in total passengers handled.

During the FY 2019-20, RGIA handled 21.6 Mn passengers, over 183,000 Air Traffic Movements (ATMs), and over 146,000 MT of cargo. While both passenger and ATMs registered a positive growth YoY of 1% and 2% respectively, cargo traffic declined by 1% YoY which was still the least de-growth registered among major metro airports in the country which saw cargo traffic de-growth ranging from -1% to -13% during the year.

During the year, RGIA further expanded its connectivity to reach a peak of 71 nonstop destinations (15 international and 56 domestic) with 18 foreign carriers and 8 domestic carriers.

During FY 2019-20, several new domestic destinations were added including Gwalior, Belgaum, Kishangarh, Jharrsuguda, Kolhapur, Gorakhpur, Mysore, Durgapur and Nasik, and new frequencies were added by airlines on many routes across both domestic and international sectors.

On the cargo front, SpiceJet launched its scheduled freighter services from RGIA and international freighter operators such as Turkish Cargo and Qatar Cargo enhanced their offerings in terms of frequencies, capacity allocations, etc.

Given the strong business fundamentals, strategic and competitive advantages, and initiatives to sustain and grow the business, GHIAL is well-positioned to return to the growth path as soon as the situation resulting from the COVID-19 pandemic returns to normalcy.

**Capacity augmentation initiatives FY 2019-20**

As part of the capital expansion works, RGIA made further progress and commissioned additional 24 remote aircraft parking stands and significant progress was made on various elements on the airside such as taxiways, rapid exit taxiways, and construction of a dedicated tunnel for movement of Ground Support Equipment (GSE) under aircraft taxiways. Expansion works for the main Passenger Terminal Building (PTB) made swift progress during the year until the works were brought to a halt due to the lockdowns imposed by the government in response to the COVID-19 pandemic.

The construction works were restarted subsequently at the earliest available opportunity and the expansion works are underway once again. GHIAL also secured environmental clearance from the Ministry of Environment, Forests and Climate Change for future capacity expansion to 50 MPPA, paving the way for longer-term growth of the airport.

**Fundraising for Expansion Project**

To meet the anticipated funding needs of the expansion project, GHIAL raised an amount of US\$ 300 Mn in the form of overseas bonds at an attractive interest rate of 5.375%, having maturity in the year 2024. As a measure of prudence, the entire foreign currency exposure was hedged, to complete the fundraising at an all-in cost of 10.27%. With the timely fundraising, the expansion project is well-insulated in the near term from the disruptions caused by the COVID-19 pandemic.

**Passenger convenience initiatives FY 2019-20**

RGIA focuses on creating and delivering a well-rounded shopping, retail and commercial services experience to the passengers and visitors at the airport, which in turn provides a strong and fast-growing source of revenue for the airport.

**Highlights from FY 2019-20 include:**

- 'GMR Prime', an exclusive meet-and-greet service was launched that focusses on passenger comfort and experience.
- Launched India's first FASTag enabled Carpark service to provide a more seamless, contactless experience and ensure zero wait times for all car park users.
- Expanding the technology-driven initiatives, GHIAL partnered with travel companion app HOI to provide passengers with an accessible digital airport shopping, retail and F&B experience.

RGIA added 19 new stores and outlets including renowned brands such as Shoppers Stop Studio, Arcelia, Toyport, Burger King, Subway and Starbucks, further improving the range of choices available to the passengers and driving further growth in non-aero income for GHIAL.

During FY 2019-20, GHIAL launched a Rewards & Recognition programme to create a healthy competition among concessionaires with a focus on sales growth and customer service.

**Other Initiatives- Operations**

Continuing with the relentless focus of RGIA to offer the best possible service quality and passenger experience and achieve world-class levels of operational efficiency, several new milestones were attained during the year.

**Some of the highlights from FY 2019-20 are as below:**

- Successful relocation of Hold baggage X-Ray screening setup from IIDT Check-in hall to IIDT BMA, eliminating one process step and queue for all passengers and enhancing the check-in experience for international travelers.
- New Ground Handlers Celebi and GGI successfully commenced their operations in April 2019, transitioning seamlessly to a new arrangement without any impact on flight operations. This is expected to provide additional competition and improved services in the ground handling services market at RGIA.
- An additional arrival belt (belt #3) was made operational for handling

International flights, creating additional capacity to handle peak hour passenger loads and also enable more seamless baggage reclaim experience for international passengers.

- RGIA partnered with India Customs to commence new generation Matrix Screening of international arrival baggage, allowing the officials to inspect all incoming baggage more efficiently from a remote location, improving bag delivery performance and passenger experience.

#### Awards and Accolades FY 2019-20

- ACI ASQ Departures Award for being the 'Best Airport by Size and Region' and 'Best Airport in Environment & Ambience by size' in the Asia Pacific for 2019 in 15-25 MPPA category.
- 2<sup>nd</sup> Position in the Best Regional Airports and the Best Airport Staff in India & Central Asia categories in the Skytrax World Airports 2020 Awards.
- 4<sup>th</sup> and 8<sup>th</sup> ranks in the Best Airport in Central Asia & India and Best Regional Airports in Asia categories respectively in the Skytrax World Airports 2020 Awards.
- Featured among top 10 airports globally in 2019 Annual Ratings for passenger experience (on-time performance, service quality and food & shopping options) by AirHelp.
- 16<sup>th</sup> National Award for Excellence in Cost Management.
- CII Southern Region 5S Excellence Award.
- Geospatial Application Excellence Award.
- Asia-Pacific HR Excellence Recognition.
- FTCCI Excellence Award for "Excellence in Corporate Social Responsibility (CSR).

#### Sustainability Focus

GHIAL has always had a strong focus on Sustainability, and has received various awards and accolades in this regard:

- ACI Asia-Pacific Green Airports Platinum Recognition for efficiency in water management practices.
- National Energy Leader Award by CII.
- Excellent Energy Efficient Unit by CII.
- 1<sup>st</sup> prize for 'Best Garden Maintained by Private Companies' in above 90 acres category awarded by Government of Telangana.
- 2<sup>nd</sup> Prize for 'Landscape in Road Medians- Private companies' awarded by Government of Telangana.

#### GMR Megawide Cebu Airport Corporation (GMCAC)

GMCAC, a JV between GMR group (40%) and Megawide Corporation (60%), entered into a concession agreement with Mactan Cebu International Airport Authority for development and operation of Mactan-Cebu International

Airport (Cebu Airport) for 25 years. GMCAC took operational responsibility of the airport in November 2014, and has been successfully operating the airport, since then.

#### Highlights of FY 2019-20:

GMCAC continues to work with tourism bodies of the Philippines and neighbouring countries along with travel agents, airlines and other Government bodies to boost tourism in Cebu. Continued focus on South Korea and Japan along with the addition of several new routes from China provided a boost to traffic growth. The passenger footfall for CY 2019 was recorded at ~12.7 Mn, constituting of ~8.4 Mn Domestic passengers and ~4.3 Mn International passengers, thus registering a Y-O-Y growth of ~10% in CY 2019.

During the year, Terminal-1 renovation was completed. The renovation has significantly improved passenger experience in the airport. Further, the airport's terminal 2 won a prestigious award at the World Architecture Festival held at Amsterdam in December 2019. The airport won in the Completed Buildings -Transport category, where it faced competition from Singapore Jewel Changi Airport, Hong Kong West Kowloon Station, Sydney Australia's Barangaroo Ferry Wharf, and several other structures.

On the COVID-19 front, international flights from China, South Korea and Japan were cancelled starting February 2020. The Government of Philippines imposed a nationwide lockdown on March 16, 2020 on account of COVID-19. Hence, Cebu Airport ceased scheduled commercial operations from March 19, 2020 till June 5, 2020, barring repatriation, cargo, and utility flights. The domestic traffic resumed on June 6, 2020, and it is on the rise since then. Cebu's international markets are well on their way to recovery and the Management is confident that traffic shall rebound sooner than in other tourist-centric destinations.

#### Crete International Airport

GMR Airport and its Greek partner, TERNA, signed a concession agreement with the Greek State for design, construction, financing, operation, maintenance of the new international airport of Heraklion at Crete in Greece. The concession period is 35 years including the design and construction phase of five years. With the award of this contract, GMR became the first Indian airport operator to win a bid to develop and operate a European airport. This is also GMR Group's first foray in the European Union region.

#### Highlights of FY 2019-20:

Having fulfilled the pre-conditions in the concession agreement, the consortium attained the concession commencement on February 6, 2020. With the concession commencement, the Prime Minister of Greece laid the foundation stone of the airport on February 8, 2020, where he stressed the airport's potential to become a regional hub due to its proximity to capitals of Western Europe and large cities in the Middle East and North Africa.

#### GMR Goa International Airport Limited (GGIAL)

Hon'ble Supreme Court of India has reaffirmed the Environment Clearance (EC) granted to the Project and disposed off the petition filed by local NGO.

Consequent to the same, EPC Contractor has re-mobilized and subsequently Construction and Development works resumed at site in February 2020.

Consequently, we sought an extension of time to perform various obligations under the Concession Agreement by 634 days on account of various delays and restraints, which has been granted by the Government of Goa. Accordingly, the following timelines have been approved and extended:

Key Timelines	Original Date	Revised Date
Revised Commercial Operation Date	Sep 03, 2020	May 30, 2022
Revised Annual Premium Payment Date	Sep 04, 2022	May 31, 2024
Revised Concession Period date	Sep 03, 2057	May 30, 2059

**COVID-19 Impact:**

The Company halted the Construction & Development works at site from March 22, 2020 due to COVID-19 implications / lockdown as per the directives of GoI & GoG. Consequently, time and cost impacts have been analyzed and being taken up for appropriate redressal from key stakeholders.

**Airport Land Development (ALD)**

The FY 2019-20 witnessed greater traction at our Hyderabad Airport City with focus on acceleration of monetization. Amazon signed up for an expansion “built-to-suit” facility of 2.6 lakhs sq ft in addition to its existing India’s largest fulfilment centre of 4 lakhs sq ft. In the backdrop of Amazon transaction, we further expanded the warehousing footprint and concluded a JV with ESR for developing an INR 600 crore logistics park.

We established strong relationships in the warehousing, industrial and aviation related industry at Hyderabad Airport City. This year we completed and handed over a “built-to-suit” manufacturing facility for Safran Electric & Power in the GMR SEZ and also started construction of an Industrial facility of 1.7 lakh sq ft for Safran Aircraft Engines. Further, in our endeavour to create a social infrastructure at Airport city, ALD built a strong pipeline of transactions for development of school, university, shared housing and retail projects.

At Delhi Airport, the previous year we closed the land lease rights transaction with Bharti Realty Limited. This year the focus was to create a brand image for GMR Aerocity as a cultural, music, arts and F&B destination. Master planning and infrastructure planning took centre stage to enable stepping into Aerocity Version 2.0. Smart city concepts were built into the overall Aerocity design and plan. GMR Aerocity hosted notable industry events such as India Mobile Congress and India Crafts Week that garnered a lot of visibility for Aerocity. Engagement with stakeholders remained a prime focus area.

The Mopa, Goa airport land development is envisaged as a hospitality-retail-wellness-entertainment destination spread across 230 acres of commercial land at the airport. The first phase of the development to include retail and hotels. Master planning works were undertaken during the FY 2019-20 for the same.

**Energy Sector**

Energy Sector companies had operating capacity of around 3,050 MWs of Coal, Gas, Liquid fuel and Renewable power plants in India, 180 MWs under construction and around 1,775 MWs of power projects are under various stages development, besides a pipeline of other projects in FY 2019-20. The Energy Sector has a diversified portfolio of thermal and hydro projects with a mix of merchant and long term Power Purchase Agreements (PPA).

Following are the major highlights of the Energy Sector:

**A. Operational Assets:**

**I. Generation:**

**1. GMR Warora Energy Limited (GWEL) – 600 MW:**

- The Plant consists of 2 x 300 MW coal fired units with all associated auxiliaries and Balance of Plant Systems.
- GWEL has a Fuel Supply Agreement (FSA) with South Eastern Coalfields Limited (SECL) for a total Annual Contracted Quantity (ACQ) of 2.6 Million Tonnes per annum.
- During the year, the Plant has achieved availability of 91% and Gross Plant Load Factor (PLF) of 79%.
- GWEL was able to meet the normative availability of 85% for all three PPAs.
- GWEL also sold 13 MUs in IEX against 10 MW NOC obtained for sales on Exchange.
- 99% linkage materialization achieved for FY 2019-20.
- Plant was awarded with many prestigious awards during the year, some of them are as below:
  - o Achieved British safety council Five-Star rating for OHSMS (Occupational Health & Safety Management System).
  - o GWEL won “Sword of Honour” from British safety council.
  - o GWEL has bagged “National award for Excellence in Energy Management” by Confederation of India Industry.

**2. GMR Kamalanga Energy Limited (GKEL) – 1,050 MW:**

- GKEL, subsidiary of GMR Energy Limited, has developed 1,050 MW (3x350) coal fired power plant at Kamalanga Village, Odisha.
- The plant is supplying power to Haryana through PTC India Limited, to Odisha through GRIDCO Limited and to Bihar through Bihar State Power Holding Company Limited.
- 85% of the capacity is tied-up in long term PPAs.
- GKEL has Fuel Supply Agreement (FSA) for 2.14 MTPA firm linkage from Mahanadi Coalfields Limited (MCL). GKEL secured another 1.5 MTPA long-term FSA under SHAKTI linkage auction during the year.

- Materialization of linkage was 80%. This was due to a mining accident in MCL which led to local agitations and strikes at mine hampering production and evacuation of coal.
- Due to lower coal availability, during this period, GKEL achieved availability of 82% and PLF of 64%.
- GKEL was successful in bidding for SHAKTI B III linkage - secured 0.4 MTPA.
- Plant was awarded with many prestigious awards during the year, some of them are as below:
  - o Certified for 5S implementation in Excellent “उत्कृष्ट” category (90-99%) by National Productivity Council.
  - o Meritorious Performance Award 2019 for Energy Conservation among all IPPs in Odisha.
  - o Environment Excellence Award-2019 by Indian Chamber of Commerce.

### 3. Barge mounted Power Plant of GMR Energy Limited (GEL), Kakinada:

- GEL owns the 220 MW combined cycle barge mounted power plant at Kakinada, Andhra Pradesh.
- GEL has found a buyer in M/S Karadeniz Energy Group of Turkey.
- GMR is currently undertaking activities to tow away the barge to hand over to Karadeniz in high seas.

### 4. GMR Vemagiri Power Generation Limited (GVPGL) - 370 MW:

- GVPGL, a wholly owned subsidiary of GEL, operates a 388 MW natural gas-fired combined cycle power plant at Rajahmundry, Andhra Pradesh.
- GVPGL did not operate in the last financial year due to scarcity of gas.
- Due to addition of Renewable Capacities, efforts and discussions with government is on to operate GVPGL through relaunching of e-RLNG scheme.

### 5. GMR Rajahmundry Energy Limited (GREL) - 768 MW:

- GREL is a 768 MW (2 x 384 MW) combined cycle gas based power project at Rajahmundry, Andhra Pradesh.
- GREL has executed a resolution plan with the lenders for the outstanding debt of ₹ 2,353 Crore.
- The key features of the Resolution Plan are:
  - o The existing Debt of ₹ 2,353 Crore has been brought down to a Sustainable Debt of ₹ 1,412 Crore.
  - o Against above Sustainable debt of ₹ 1,412 Crore, GMR Group has already infused an amount of ₹ 415 Crore

towards meeting 21% of Principal towards repayment of the Sustainable Debt and the interest servicing obligations of GREL for the first year.

- o This leaves balance outstanding Sustainable debt of ₹ 1121 Crore carrying a floating rate of 9% p.a repayable over 20 years.
- o The Balance Debt of ₹ 941 Crore has been converted into Long Dated Cumulative Redeemable Preference Shares (CRPS) carrying 0.1% coupon rate, which is repayable from 17<sup>th</sup> to the 20<sup>th</sup> year.

### 6. GMR Gujarat Solar Power Limited (GGSPPL), Charanka Village, Gujarat:

- GGSPPL, a wholly owned subsidiary of GEL, operates 25 MW Solar power plant at Charanka village, Patan district, Gujarat.
- GGSPPL has entered into 25 year PPA with Gujarat Urja Vikas Nigam Limited for the supply of entire power generation.
- GGSPPL attained commercial operation on March 4, 2012.
- M/s Solarig Gensol has been awarded O & M contract of the Plant for a period of 5 years from April 2017 to March 2022.
- Plant achieved a gross PLF of 17% for FY 2019-20 and recorded operating net revenue (post straight lining) of ₹ 45.84 Crore for FY 2019-20.
- Plant has maintained ISO 9001, ISO 14001, OHSAS 18001 certifications since June 2015.

### 7. GMR Rajam Solar Power Private Limited (GRSPPL), Rajam:

- GRSPPL, a wholly owned subsidiary of GEL, operates 1 MW Solar power plant in Rajam, Andhra Pradesh since January 2016.
- The Company has signed a 25 year PPA with both GMR Institute of Technology (700KW) and GMR Varalakshmi Care Hospital (300KW) for the sale of power generated.
- M/s Enerpac has been awarded O&M contract for the Plant for a period of 5 years from July 2016 to June 2021.
- Plant achieved gross PLF of 14.4% for FY 2019-20 and recorded net revenue of ₹ 0.87 Crore for the FY 2019-20.

### B. Projects:

#### 1. GMR Bajoli Holi Hydropower Private Limited (GBHHPL) - 180 MW:

- GBHHPL, a subsidiary of GEL, is implementing 180 MW hydro power plant on the river Ravi at Chamba District, Himachal Pradesh.
- GBHHPL has started supplying power under its PPA with Delhi International Airport Limited (DIAL) by procuring power from alternate sources through GMR Energy Trading Limited.

- GBHPL had also executed the Connectivity Agreement with HP Power Transmission Corporation Limited and Long Term Access Agreement with Power Grid Corporation of India Limited (PGCIL) for evacuating power outside Himachal Pradesh.
- Project is in advanced stage of construction with 91% of work having been completed. After successful completion of excavation of 16km long HRT, all geological uncertainties stand mitigated. On Electromechanical (E&M) works front also, substantial progress has been achieved with overall completion of 83%. Hydro mechanical works are being carried out as per availability of Civil works fronts and overall 73% works have been completed so far.

**2. GMR Upper Karnali Hydro Power Public Limited (GUKPL) – 900 MW:**

- GUKPL, a subsidiary of GEL, is developing 900 MW Upper Karnali Hydroelectric Project (HEP) located on river Karnali in Dailekh, Surkhet and Achham Districts of Nepal.
- Post execution of Project Development Agreement (PDA), several key activities have been completed.
- Technical design of the Project has been finalized post detailed technical appraisal by a seven-member Panel of Experts (empaneled with IFC) and Hydraulic model studies. TCE has been appointed as Owner's Engineer.
- Bangladesh Power Development Board has issued LoA for a 500 MW power supply agreement with GUKPL in January 2020.
- EPC Bids have been received and first round technical discussions have been completed. Commercial discussions are continuing.
- Total land identified for the Project comprises of forest land and private land. As for private land, negotiation has been completed and MoU has been executed with Rehabilitation Action Plan (RAP) committees for acquisition and approx. 7.4 Ha of private land has been acquired till March 2020. Whereas for forest land, Long Term Deed of Agreement (post GoN Cabinet approval) for forest land was executed with Department of Forest (DoF). Already acquired 12.45 Ha of forest land for infra works and tree cutting work completed.
- Power Evacuation is proposed through 400KV D/C transmission line from Bus bar of project to Bareilly Pooling point of PGCIL in Uttar Pradesh, India. Nepal portion of the transmission line (from project's Bus bar up to Indo-Nepal border) to be developed by Karnali Transmission Company Private Limited. (KT CPL), a GMR Group Company and Indian portion up to Bareilly will be developed by Gol.

**3. GMR (Badrinath) Hydro Power Generation Private Limited (GBHPL) - Badrinath - 300 MW:**

- GBHPL, a subsidiary of GEL, is in the process of developing a 300 MW hydroelectric power plant on Alaknanda river in the Chamoli District of Uttarakhand. The project received all major statutory clearances like Environmental and Techno Economic concurrence from Central Electricity Authority (CEA).
- Implementation Agreement was executed with the Government of Uttarakhand. However, the project construction is still on hold as per the Order dated May 7, 2014 of the Hon'ble Supreme Court on 24 hydro electric projects in Uttarakhand which include this project.
- Expert body of MoEF has recommended AKHEP for implementation along with 4 more projects. MoP/ GoU accepted to adopt the MoEF Expert Body recommendations'. Separate petition has been filed by GBHPL before the Hon'ble Supreme Court to expedite decision.

**4. GMR Londa Hydropower Private Limited – 225 MW:**

GMR Londa Hydropower, a subsidiary of GGAL, is developing a 225 MW hydropower project in East Kameng district of Arunachal Pradesh. The project has completed the Detailed Project Report ("DPR") and received techno-economic concurrence from the Central Electricity Authority. Further, EIA studies have also been completed.

**C. Mining Assets:**

**PT Golden Energy Mines Tbk (PT GEMS):**

Group through its overseas subsidiary, GMR Coal Resources Pte. Limited, holds 30% stake in PT GEMS, a group company of Sinarmas Group, Indonesia. PT GEMS, a limited liability company, is listed on the Indonesia Stock Exchange. PT GEMS is carrying out mining operations in Indonesia through its subsidiaries which own coal mining concessions in South Kalimantan, Central Kalimantan and Sumatra. PT GEMS is also involved in coal trading through its subsidiaries.

Coal mines owned by PT GEMS and its subsidiaries have total resources of more than 2.0 billion tons and Joint Ore Reserves Committee (JORC) certified reserves of approximately 1 billion MT of thermal coal. GMR Group has a Coal off take Agreement with PT GEMS which entitles GMR to off take coal for 25 years.

During Calendar Year 2019 PTGEMS has produced 30.8 million tonnes of coal which translates to approximately 36% growth as compared to previous year. The sales volumes during the year were 31 Mn tonnes (27% increase) as against the total sales of 24 Mn tonnes during the previous year. PTGEMS earned a profit after tax of USD 67 million, during 2019. During the calendar year 2019, GEMS has paid the dividend of USD 38 million to its shareholders.



## Transportation and EPC sector

Your Company's Transportation business under its subsidiary GMR Highways Limited currently comprises of four operating highways, after successfully handing over of two projects back to NHAI on completion of their Concession period in FY 2019-20.

The EPC segment comprises of Dedicated Freight Corridor Projects in the States of Uttar Pradesh, Haryana and Punjab. This is in addition to the Rail Vikas Nigam Limited projects in Jhansi, Uttar Pradesh and Hyderabad, Telangana.

### Highways:

The Highways portfolio is a healthy mix of two BOT (Annuity) and two BOT (Toll) projects with a total operating length of 1,824 lane kilometers.

During FY 2019-20, the company has handed over two projects Tuni - Anakapalli and Tambaram - Tindivanam projects to NHAI after successful completion of Concession Period of 17.5 years. With this development, GMR Highways has become one of the very few companies in India to manage the entire lifecycle of a PPP project in Highways.

Strong Balance Sheet and Liquidity generation as well as expenditure control are the key areas on which the company is focusing on to withstand these tough times and to tap growth opportunities. During FY 2019-20 significant progress has also been made in ongoing arbitrations against various Government agencies.

### Urban Infrastructure:

The Group is developing a 10,400 acre Port- Based Industrial park at Kakinada, Andhra Pradesh with land parcels in both Special Economic Zone and Domestic Tariff Area and 2,100 acre multi product Special Investment Region (SIR) at Krishnagiri, near Hosur in Tamil Nadu.

#### GMR Krishnagiri Special Investment Region (GKSIR)

GMR Group is setting up a Special Investment Region at Hosur, Tamil Nadu. GKSIR is situated strategically at Hosur on the tri-junction of Tamil Nadu, Andhra Pradesh and Karnataka borders and also on the Auto corridor of Chennai - Bangalore - Pune Highway.

The location provides unique advantages of multi-modal connectivity with National and State Highways and a railway line running alongside. The SIR at Hosur plans to house industrial clusters of Automotive & Ancillary, Defence and Aerospace, Precision Engineering, Logistics and Warehousing, Electronics product Manufacturing, Electrical, Textile and Food Processing. Currently, about 273 Acres is being developed as Phase 1A.

#### Project Progress

The Hon'ble Chief Minister of Tamil Nadu in August 2018 had laid the foundation stone and kick started the development activities for Phase 1A of GKSIR. In 2019, GKSIR signed the Joint Venture agreement with Tamil Nadu Industrial Development Corporation (TIDCO) giving the much needed boost to the project.

GKSIR has commenced infrastructure development activities in Phase 1A

like site levelling, road works, culverts, street lighting, etc. Finishing works are in progress for a Ground Level Storage Reservoir (GLSR) tank of 1 ML capacity. Further, MoU has been signed with TANGEDCO for setting up a 230 kV substation within the SIR, which was commissioned in August 2019. Also, recently, in May 2020, a 33 kV sub-station was also commissioned within Phase 1A of the SIR.

These developments have been instrumental in attracting many Indian and International companies for setting up their manufacturing facilities. The Company entered into a MoU with its first client, M/s Micro-Tech CNC Limited. for ten acres of land for a period of ninety nine years. M/s Micro-Tech CNC are in the business of manufacturing Auto & Aerospace components and have plants in Hosur & Chennai. Additionally, the Company is in advanced stages of discussion with a few more potential clients.

#### Kakinada SEZ Limited and Kakinada Gateway Port Limited

GMR Group owns 51% stake in Kakinada SEZ Limited (KSEZ), which is developing Port-Based Industrial park in the State of Andhra Pradesh in proximity to the cities of Kakinada and Visakhapatnam. It is situated in the Government of Andhra Pradesh's PCPIR (Petroleum Chemical Petrochemical Investments Region) and hydro- carbon rich East Godavari District thereby providing excellent potential for its development, as a future hub for Refinery & Petrochemical based industries. With an area spanning over 10,400 acres, Kakinada SEZ will be a self-contained Port-based Industrial park with ideally designed core infrastructure, industrial common infrastructure, business facilitation infrastructure and social infrastructure.

Kakinada Gateway Port Government Limited (KGPL) is a Wholly Owned Subsidiary of Kakinada SEZ Limited. KGPL had signed a Concession Agreement with Government of Andhra Pradesh on November 21, 2018 to develop a green-field Commercial Port in Kona Village, Thondangi Mandal, East Godavari District of Andhra Pradesh. This Port area abuts the Kakinada SEZ Industrial Park.

#### Project Progress:

- Currently, KSEZ has generated employment for approximately 2,000 people through industrial tenant units such as Nekkanti Sea foods, Devi Fisheries, Pals Plush & Rural BPO. Also KSEZ signed up with two more Sea food processing plants (Sandhya Aqua and Continental fisheries Limited), which are expected to be operational in FY 2020-21 and expected to generate additional employment for around 1,500 locals in the next one year.
- Consent for Establishment (CFE) has been received for Port on May 12, 2019. CFE is valid for a period of 7 Years from May 12, 2019 i.e. till May 11, 2026.
- Approval has been received from GoAP for extension of timeline for Financial Closure of Port, by one year, i.e. up to November 20, 2020.

- KSEZ has received approval from Ground water and audit department to extract Ground water to a tune of 1.8 MLD for Industrial Usage. This will augment the water supply to the industrial units through water treatment plant.
- Operational Feasibility approval has been received from Railways for developing railway infrastructure to the Port and the Industrial Park.

## EPC

Pursuant to the strategic decision taken to pursue EPC opportunities beyond Group Companies and consequent to the Group's entry into Railway Projects during FY 2013-14, significant progress has been achieved in the construction of two Dedicated Freight Corridor Corporation (DFCC) projects from New Bhavnur to Deen Dhayal Upadhyay Junction (201 and 202) in the State of Uttar Pradesh along with SEW Infrastructure Limited as JV partner and from Ludhiana -Kurja - Dadri (package 301 and 302) in the States of Haryana, Uttar Pradesh and Punjab along with Tata Projects Limited as JV partner. The Company has completed more than 60% of DFCC projects (package 201 and 202), 45% of DFCC projects (package 301 and 302) and more than 85% of RVNL projects. GIL is also constructing a 1 Km long steel bridge over river Yamuna near Prayagraj as part of package 202 of DFCC. The super structure erection of this important bridge is in advanced stage of construction.

## RAXA

Raxa Security Services Limited, an ISO 9001:2015 and 18788:2015 certified company established in July 2005, provides Integrated Security solutions and technical security to industrial and business establishments.

To enable the delivery of quality services, a State-of-the-Art Security Training Academy was established with best in class training and administrative infrastructure on the outskirts of Bangalore.

Raxa employs over 6,000 personnel and has operations across 18 states. Adding to its repertoire of several prestigious clients, Raxa bagged contracts of some more premier clients such as EICI, Welspun, Brookfield properties and others. It also provided security services to important events such as the IPL matches, Airtel - Hyderabad and Tata Steel - Kolkata marathon runs and several events in the Arenas at Delhi and Hyderabad Aerocities.

Raxa successfully completed the training of three batches of the prestigious 'Assignment Manager cum Security Officer' course for graduate students from Odisha under DDUGKY (Deen Dayal Upadhyaya Grameen Kaushalya Yojana) - ORMAS (Odisha Rural Development and Marketing Society) scheme, and secured placement for all of them with leading private security agencies. During the year, it also conducted several short duration thematic security courses, including its flagship Advanced Management Course for senior security professionals from Banks and various corporates as well as senior army personnel employed with corporates/ looking for corporate employment. It also conducted internationally recognized certification course in Fire.

Raxa Academy received the ISO 29993:2017 certification, the standard for Learning Services outside Formal Education. Raxa Academy was perhaps the first

security training establishment in the country to get this coveted certification.

Raxa's technical security division forged partnerships with some well established companies such as JCI and Came as well as promising start ups such as Skylark Drones, Trackit Now and InkVision and forayed more strongly in the security market to provide technical security and integrated security solutions.

## GMR Aviation Private Limited (GAPL)

GAPL owns and operates one of the best fleet in the country and addresses the growing needs of charter services. In order to boost revenues and rationalize overhead costs, GAPL entered into a management contract with Jet Set Go - a general aviation fleet aggregator, commonly referred to as the "Uber of the Skies". As per the agreement, Jet Set Go has taken responsibility for operations and sourcing of external clients for the use of our aircrafts and the business has shown marked improvement over the past years with 2 aircrafts recording the highest number of hours flown on an annual basis. All maintenance contracts have also been renegotiated leading to a reduction in costs. We are confident that GAPL will continue on the turnaround path.

## Consolidated Financial Statements

In accordance with the Companies Act, 2013 and Ind AS 110 - Consolidated Financial Statements read with Ind AS 28 - Investments in Associates and Joint Ventures, the audited consolidated financial statements are provided in the Annual Report.

## Holding, Subsidiaries, Associate Companies and Joint Ventures

As on March 31, 2020, the Company has 113 subsidiary companies apart from 39 associate companies and joint ventures. During the year under review, the entities listed below have become or ceased to be Company's subsidiaries or associate companies/ JVs. The Policy for determining material subsidiaries may be accessed on the Company's website at the link: <https://investor.gmrgroup.in/policies>. The complete list of subsidiary companies and associate companies (including joint ventures) as on March 31, 2020 is provided as part of MGT-9, Annexure to this Report.

GMR Power and Urban Infra Limited, GMR Airports Singapore Pte Ltd, GMR Macau Duty Free & Retail Company Limited, GMR Nagpur International Airport Limited ('GNIAL'), GMR Kannur Duty Free Services Limited, GMR Airports Greece Single Member S.A became subsidiaries of the Company during the year under review. The status of GMR Mining and Energy Private Limited, changed from an Associate of the Company to Subsidiary of the Company during the year.

Further, GMR Infra Services Limited, Marsyangdi Transmission Company Private Limited, GMR Hyderabad Air Cargo and Logistics Private Limited, Hyderabad Airport Security Services Limited, GMR Kishangarh Udaipur Ahmedabad Expressways Limited, East Godavari Power Distribution Company Private Limited and GMR Macau Duty Free & Retail Company Limited ceased to be subsidiaries during the FY 2019-20.

Further, GMR Chhattisgarh Energy Limited, GMR OSE Hungund Hospet Private Limited and WAISL Limited (formerly Wipro Airport IT Services

Limited) ceased to be Associates of the Company.

Report on the highlights of performance of subsidiaries, associates and joint ventures and their contribution to the overall performance of the Company has been provided in Form AOC-1 as "Annexure -A" to this Report and therefore not reported to avoid duplication.

The financial statements of the subsidiary companies have also been placed on the website of the Company at the link: [www.gmrgroup.in](http://www.gmrgroup.in)

### Directors' Responsibility Statement

To the best of their knowledge and belief and according to the information and explanations obtained by them, your Directors make the following statements in terms of Section 134(3)(c) of the Companies Act, 2013:

- a) that in the preparation of the annual financial statements for the year ended March 31, 2020, the applicable accounting standards have been followed along with proper explanation relating to material departures, if any;
- b) that such accounting policies as mentioned in Note no. 2 of the Notes to the Financial Statements have been selected and applied consistently and judgment and estimates have been made that are reasonable and prudent so as to give a true and fair view of the state of affairs of the Company as at March 31, 2020 and of the loss of the Company for the year ended on that date;
- c) that proper and sufficient care has been taken for the maintenance of adequate accounting records in accordance with the provisions of the Companies Act, 2013 for safeguarding the assets of the Company and for preventing and detecting fraud and other irregularities;
- d) that the annual financial statements have been prepared on a going concern basis;
- e) that proper internal financial controls to be followed by the Company have been laid down and that the financial controls are adequate and are operating effectively;
- f) that proper systems have been devised to ensure compliance with the provisions of all applicable laws and that such systems are adequate and operating effectively.

### Corporate Governance

The Company continues to follow the Business Excellence framework, based on the Malcolm Baldrige Model, for continuous improvement in all spheres of its activities. Your Company works towards continuous improvement in governance practices and processes, in compliance with the statutory requirements.

The Report on Corporate Governance as stipulated under relevant provisions of SEBI LODR forms part of the Annual Report. The requisite Certificate from the Practicing Company Secretary confirming compliance with the conditions of Corporate Governance is attached to the said Report.

### Business Responsibility Report

As stipulated under Regulation 34(2)(f) of SEBI LODR, the Business Responsibility Report describing the initiatives taken by the Company from environmental, social and governance perspective is attached as part of the Annual Report.

### Contracts and arrangements with Related Parties

All contracts / arrangements / transactions entered by the Company during the FY 2019-20 with related parties were in the ordinary course of business and on arm's length basis. During the year, the Company had not entered into any contract / arrangement / transaction with related parties which could be considered material in accordance with the policy of the Company on materiality of related party transactions. Since all the related party transactions were in ordinary course of business and at arm's length basis, Form AOC-2 is not applicable.

The Policy on related party transactions as approved by the Board may be accessed on the Company's website at the link: <https://investor.gmrgroup.in/policies>. Your Directors draw attention of the members to Note no. 33 to the standalone financial statement which sets out related party disclosures.

### Corporate Social Responsibility (CSR)

The Corporate Social Responsibility Policy (CSR Policy), of the Company indicating the activities to be undertaken by the Company, may be accessed on the Company's website at the link: <https://investor.gmrgroup.in/policies>. There were no changes in the Policy during the year.

The Company has identified the following focus areas towards the community service / CSR activities:

- Education
- Health, Hygiene & Sanitation
- Empowerment & Livelihoods

The Company, as per the approved policy, may undertake other need based initiatives in compliance with Schedule VII to the Companies Act, 2013. During the year, the Company was not required to spend any amount on CSR as it did not have any profits. Accordingly, it has not spent any amount on CSR activities. However, the Company, through its subsidiaries/ associate companies and group companies, spent an amount of ₹ 43.24 Crores during the year. The details of such activities carried out with the support of GMR Varalakshmi Foundation (GMRVF), Corporate Social Responsibility arm of the GMR Group, have been highlighted in Business Responsibility Report. The Annual Report on CSR activities is annexed as "Annexure B" to this Report.

### Risk Management

The GMR Group's Enterprise Risk Management (ERM) philosophy is "To integrate the process for managing risk across GMR Group and throughout its businesses and lifecycle to enable protection and enhancement of stakeholder value."

With significant changes in business environment during the last year, your Company's businesses face new risks that require effective risk management framework to implement the framework.

Significant developments during the year under review are as follows:

- The Group's Corporate Strategy and Risk Management team started taking stock of the COVID-19 pandemic from February 2020 as it spread in Europe from Asia-Pacific. The first impact was felt at our airports, as the incoming international passengers were subjected to due government processes to control the virus impact. As the nation went into lockdown, a number of processes were triggered. War-rooms for every business / corporate function were initiated, with strong focus on the following aspects:
  - o Safety and security of employees and other partners engaged with GMR.
  - o Continuity of business operations during lockdown.
  - o Scenario analysis of virus impact on business.
  - o Financial planning for each business – cash conservation; cost structure impact and liquidity management.
  - o Sanitization and safety of work/customer spaces.
  - o Planning for post-lockdown operations in new environment.
  - o Work from home policy and continued motivation of human resources.
  - o IT infrastructure and security while working from home.

The Senior Leadership of the company took daily stock of issues at each business / function level and key issues were escalated to the Management Committee of the Company.

- Risk assessment was carried out in detail at bid stage for Jewar International Airport (Uttar Pradesh). Risk assessment of key business assumptions made for the bid was carried out by ERM for enabling informed decision-making.
- Risk assessment of Mopa International Airport was carried out for the project implementation stage, taking into consideration, the emerging factors that could affect the airport project implementation.
- ERM has continued to carry out project risk assessment of ongoing railway projects under DFCC in coordination with project management teams.
- Risk Framework and processes are undergoing a review with the objective of updating the same in the new environment.

The Group is working on several fronts to address the financing risks associated with the nature of its business.

The Company is focused on unlocking the value potential of its Airports business. In addition, the management has continued thrust on greater cash flow from operations with greater profitability focus, asset monetisation

and collection of regulatory receivables. Taking into account the stress in the banking sector, the Group, where market conditions are favourable, has decided to raise bonds for its financing needs as against depending on loans from the banks. The success of this approach was seen in both the Delhi and Hyderabad airport operations. The Company is also working closely with lenders for debt restructuring to address issues keeping in view the most recent RBI guidelines.

Updates on ERM activities are shared on a regular basis with Management Assurance Group (MAG), the Internal Audit function of the Group.

The Company has in place the Risk Management Policy duly approved by the Board of Directors. A Risk Management Committee was formed during the year 2019.

A detailed note on risks and concerns affecting the businesses of the Company is provided in MDA.

### Internal Financial Controls

The Company has adopted policies and procedures including the design, implementation and maintenance of adequate internal financial controls that were operating effectively for ensuring the orderly and efficient conduct of its business, including adherence to the Company's policies, safeguarding of its assets, prevention and detection of fraud and errors, accuracy and completeness of the accounting records and timely preparation of reliable financial disclosures under the Companies Act, 2013.

During the year under review, such controls were reviewed and tested by Management Assurance Company (MAG). Group Head MAG, has issued a certificate on ICFR for the period ended March 31, 2020 to the Audit Committee of Board of Directors of the Company. There was no reportable material weakness observed in the design or operating effectiveness of the controls except few areas where the risk has been identified as low and there is a need to further strengthen controls in these low risk areas.

The Statutory Auditors of the Company have also tested the Internal Controls over financial reporting and their report forms part of this Annual Report.

### Directors and Key Managerial Personnel

During the year under review, Mr. Madhva Terdal was appointed as a Whole-time Director of the Company for a period of three (3) years effective from August 08, 2019 and was designated as Executive Director-Strategic Initiatives.

Mr. Suresh Lilaram Narang was appointed as an Additional Director in the category of Independent Director considering his integrity, expertise and experience, with effect from April 22, 2020 to hold office for a term of five (5) years from the date of his appointment or upto the conclusion of the 28<sup>th</sup> Annual General Meeting of the Company, whichever is earlier, subject to approval of shareholders at the ensuing Annual General Meeting.

In accordance with the provisions of the Companies Act, 2013 and the Articles of Association of the Company, Mr. G.B.S. Raju, retires by rotation at the ensuing Annual General Meeting of the Company and being eligible has offered himself for re-appointment.

Annual performance evaluation of the Board, its Committees and individual directors pursuant to the provisions of the Companies Act, 2013 and the corporate governance requirements under SEBI LODR has been carried out. The performance of the Board and its committees was evaluated based on the criteria like composition and structure, effectiveness of processes, information and functioning etc.

The Board and the Nomination and Remuneration Committee reviewed the performance of the individual directors on the basis of the criteria such as the contribution of the individual director to the Board and committee meetings like preparedness on the issues to be discussed, meaningful and constructive contribution and inputs in meetings, etc. In addition, the Chairman was also evaluated on the key aspects of his role.

The Company has devised a Nomination and Remuneration Policy (NRC Policy) which inter alia sets out the guiding principles for identifying and ascertaining the integrity, qualification, expertise and experience of the person for the appointment as Director, Key Managerial Personnel (KMP) and Senior Management Personnel. The NRC Policy further sets out guiding principles for the Nomination and Remuneration Committee for determining and recommending to the Board the remuneration of Managerial Personnel, KMP and Senior Management Personnel. There has been no change in NRC Policy during the year.

The Company's Nomination and Remuneration Policy for Directors, Key Managerial Personnel and Senior Management is available on the Company website at the link: <https://investor.gmrgroup.in/policies>.

### Declaration of independence

The Company has received declarations from all the Independent Directors confirming that they meet the criteria of independence as prescribed both under Section 149(6) of the Companies Act, 2013 and SEBI LODR and there has been no change in the circumstances affecting their status as independent directors of the Company. The Company has also received a declaration from all the Independent Directors that they have registered their names in the Independent Directors Data Bank.

Further, the Independent Directors have confirmed that they have complied with the Code for Independent Directors prescribed in Schedule IV to the Act and also complied with the Code of Conduct for directors and senior management personnel, formulated by the Company.

### Auditors and Auditors' Report

#### Statutory Auditors

M/s Walker Chandio & Co. LLP, Registration No. (001076N/N500013), were appointed as Statutory Auditors of the Company for a term of 5 (five) years from the conclusion of the 23<sup>rd</sup> Annual General Meeting held on September 16, 2019, till the conclusion of the 28<sup>th</sup> Annual General Meeting of the Company, in place of M/s S. R. Batliboi & Associates LLP who had completed 10 years of service to the company.

Pursuant to provisions of the Section 143(12) of the Companies Act, 2013, neither the Statutory Auditors nor Secretarial Auditor nor Cost Auditor have

reported any incident of fraud to the Audit Committee or Board during the year under review.

#### Statutory Auditors' Qualification / Comment on the Company's Standalone financial statements

- As stated in Note 5(4) to the accompanying statement, the Company has invested in GMR Generation Assets Limited ("GGAL") and GMR Energy Projects Mauritius Limited ("GEPML"), subsidiaries of the Company, which have further invested in step down subsidiaries and joint ventures. Further, the Company together with GGAL and GEPML has investments in GMR Energy Limited ("GEL"), an associate company, amounting ₹ 1,897.63 crores and has outstanding loan amounting to ₹ 212.66 crore in GEL. GEL has further invested in GMR Vemagiri Power Generation Limited ("GVPGL") and GMR (Badrinath) Hydro Power Generation Private Limited ("GBHPL"), both subsidiaries of GEL and in GMR Kamalanga Energy Limited, joint venture of GEL and GGAL has further invested in GMR Rajahmundry Energy Limited ("GREL"), an associate company of GGAL. The aforementioned investments are carried at their respective fair value in the financial statements as per Ind AS 109 - 'Financial Instruments'.

As mentioned in note 5(8), GVPGL and GREL have ceased operations due to continued unavailability of adequate supply of natural gas and other factors mentioned in the said note and have been incurring significant losses, including cash losses with consequential erosion of their respective net worth. Further, GREL has entered into a resolution plan with its lenders to restructure its debt obligations during the year ended March 31, 2019. The Company has given certain corporate guarantees for the loans and Cumulative Redeemable Preference Shares ('CRPS') outstanding in GREL amounting to ₹ 2,068.50 crores.

The carrying value of the investment of the Company in GEL, to the extent of amount invested in GVPGL, and the Company's obligations towards the corporate guarantees given for GREL are significantly dependent on the achievement of key assumptions considered in the valuation performed by the external expert particularly with respect to availability of natural gas, future tariff of power generated and realization of claims for losses incurred in earlier periods from the customer as detailed in the aforementioned note. The Company has provided for its investment in full in GREL and the management is confident that no further obligation would arise for the guarantees provided to the lenders against the servicing of sustainable and unsustainable debts.

As mentioned in note 5(7), the proposed sale of equity stake by management of GEL in GKEL during the year ended March 31, 2020 has put on hold by the buyer subsequent to the year end. The management continues to account the investment in GKEL based on the valuation performed by an external expert using the discounted future cash flows method which is significantly dependent on the achievement of certain assumptions considered in aforementioned valuation including the uncertainty and the final outcome of the litigations as regards claims against GKEL.

Further, as mentioned in note 5(9), GBHPL has stopped the construction of the 300 MW hydro based power plant on Alaknanda river, Uttarakhand, since May 07, 2014 on directions of Hon'ble Supreme Court of India ('the Supreme Court'). The carrying value of the investments in GBHPL is significantly dependent upon obtaining requisite approvals from Supreme Court, environmental clearances, availability of funding support and achievements of the key assumptions made in the valuation assessment done by an external expert.

Accordingly, owing to the aforementioned uncertainties, we are unable to comment upon adjustments, if any, that may be required to the carrying value of the non-current investment, and any further provisions, if any, required to be made for the said obligations, and the consequential impact on the accompanying Statement.

The opinion expressed by the predecessor auditor in their auditor's report dated May 29, 2019 for the year ended March 31, 2019 was also qualified with respect to the matters pertaining to GVPGL and GREL.

**Management's response to the Statutory Auditors' Qualification / Comment on the Company's Standalone financial statements**

Management view is documented in note 5(4) of Standalone financial statement of GIL for March 31, 2020. As detailed in the notes, on account of non-availability of gas, both GVPGL and GREL plants were not operated for significant time resulting in erosion of economic value. Various stakeholders, including Central and State Governments have formulated schemes for efficient utilisation of these facilities, though these efforts have not brought in permanent resolutions to the operations. GREL have implemented resolution plan during the year ending March 2019 to restructure its debt obligation which would improve the profitability and consequently the carrying cost of these companies. Further, CERC has passed order dated January 28, 2020, declaring that natural gas for the purpose of PPA includes Deep Water Gas and accordingly, GVGPL is entitled to claim capacity charges from APDISCOMs & Telangana Discoms from October 2016 for the period it has declared availability for generation of power on the basis of deep water gas, along with late payment surcharge. GVGPL has calculated a claim amount of Rs. 741.31 crore which will further improve the valuation. Taking into account the uncertainties associated with the efforts of various stakeholders, management is not in a position to assess the impact of these measures on the carrying values.

Recommendations of High level inter-ministerial committee appointed by Government of India to look into resolution of stress in the Power sector has proposed operationalization of stranded gas based power plants as one of the key measures. Recently, Ministry of New & Renewable Energy (MNRE) Government of India has also decided to take out bids for bundled power (renewable power bundled with conventional power) for procurement round the clock of firm power. This is essential for further penetration of renewable power and management of the Group believes that it would also eventually help in operationalization of stranded gas based power plants

Basis the internal assessment and legal opinions, the management of the

Group is confident of obtaining the requisite clearances and favorable orders for GBHPL and GKEL and based on business plan and a valuation assessment carried out by an external expert the management of the Group is of the view that the carrying value of net assets of GBHPL/GKEL by GEL as at March 31, 2020 is appropriate.

**Statutory Auditors' Qualification / Comment on the Company's Standalone financial statement**

- 2) The Company's internal control system towards estimating the fair value of its investment in certain subsidiaries, associates and joint ventures as more fully explained in note 5(4) to the standalone financial statements were not operating effectively due to uncertainties in the judgments and assumptions made by the Company in such estimations, which could result in the Company not providing for adjustment, if any that may be required to the carrying values of investments and further provisions, if any, required to be made for the obligations on behalf of those entities, and its consequential impact on the accompanying financial statements.

**Management's response to the Statutory Auditors' Qualification / Comment on the Company's standalone financial statement**

The Company has a well-defined system in place to assess the appropriateness of the carrying value of its investments. The independence and process followed in conducting the exercise also is being reviewed and approved by Management Assurance Group (MAG) function who perform procedures on valuation models to evaluate the valuation method used and accuracy of inputs used in model to determine the recoverable value. We also have involved valuation specialists to assist in the evaluation of management's valuation models, specifically in testing of key assumptions, accuracy of inputs used in the model to determine the fair value.

**Statutory Auditors' Qualification / Comment on the Company's consolidated financial statement**

1. As stated in 8b(13)(ii) to the accompanying consolidated financial statement for the year ended March 31, 2020, the Group has an investment amounting to ₹ 1,897.63 crore in GMR Energy Limited ('GEL'), a joint venture company and outstanding loan amounting to ₹ 212.66 crore, recoverable from GEL as at March 31, 2020. Further, the Holding Company has an investment in GMR Generation Assets Limited ('GGAL'), a subsidiary of the Holding Company. GEL has further invested in GMR Vemagiri Power Generation Limited ('GVPGL'), and GMR (Badrinath) Hydro Power Generation Private Limited ('GBHPL'), both subsidiaries of GEL and in GMR Kamalanga Energy Limited ('GKEL'), joint venture of GEL. GGAL has further invested in GMR Rajahmundry Energy Limited ('GREL'), an associate company of GGAL.

As mentioned in note 8b(13)(iv), GVPGL and GREL have ceased operations due to continued unavailability of adequate supply of natural gas and other factors mentioned in the said note, and have been incurring significant losses, including cash losses with consequential erosion of their respective net worth. Further, GREL has entered into a resolution plan with its lenders to restructure

its debt obligations during the year ended March 31, 2019. The Holding Company has given certain corporate guarantees for the loans including Cumulative Redeemable Preference Shares ('CRPS') outstanding in GREL amounting to ₹ 2,068.50 crores.

The carrying value of the investment of the Group in GEL, to the extent of amount invested in GVPGL, and the Holding Company's obligations towards the corporate guarantees given for GREL are significantly dependent on the achievement of key assumptions considered in the valuation performed by the external expert particularly with respect to availability of natural gas, future tariff of power generated and realization of claims for losses incurred in earlier periods from the customer as detailed in the aforementioned note. The Group has provided for its investment in full in GREL and the management is confident that no further obligation would arise for the guarantees provided to the lenders against the servicing of sustainable and unsustainable debts.

As mentioned in note 8b(13)(viii), the proposed sale of equity stake by management of GEL in GKEL during the year ended March 31, 2020 has been put on hold by the buyer subsequent to the year end. The management continues to account the investment in GKEL based on the valuation performed by an external expert using the discounted future cash flows method which is significantly dependent on the achievement of certain assumptions considered in aforementioned valuation including the uncertainty and the final outcome of the litigations as regards claims against GKEL.

Further, as mentioned in note 8b(13)(vi), GBHPL has stopped the construction of the 300 MW hydro based power plant on Alaknanda river, Uttarakhand, since May 07, 2014 on directions of Hon'ble Supreme Court of India ('the Supreme Court'). The carrying value of the investments in GBHPL is significantly dependent on obtaining requisite approvals from Supreme Court, environmental clearances, availability of funding support and achievements of the key assumptions made in the valuation assessment done by an external expert.

Accordingly, owing to the aforementioned uncertainties, we are unable to comment upon adjustments, if any, that may be required to the carrying value of the non-current investment, and further provisions, if any, required to be made for the said obligations, and the consequential impact on the accompanying Consolidated Financial Statement for the year ended March 31, 2020.

The opinion expressed by the predecessor auditor, in their audit report dated May 29, 2019, for the year ended March 31, 2019 was also qualified with respect to the matters pertaining to GVPGL and GREL.

The above matter pertaining to GVPGL and investment in GKEL and GBHPL have been reported as a qualification in the audit report dated June 18, 2020 and June 18, 2020 issued by other firms of chartered accountants, on the standalone financial statement of GVPGL and

GEL respectively and the matters described above for GREL have been covered as an emphasis of matter in the audit report dated May 19, 2020 issued by another firm of chartered accountants on the standalone financial statement of GREL. Further, considering the erosion of net worth and net liability position of GKEL, GVGPL and GREL, we, in the capacity of auditors of GKEL and the respective auditors of GVGPL and GREL have also given a separate section on material uncertainty related to going concern in the auditor's reports on the respective standalone financial statements of aforesaid companies for the year ended March 31, 2020.

#### **Management's response to the Statutory Auditors' Qualification / Comment on the Company's consolidated financial statement**

Management view is documented in note no 8b(13)(ii) of consolidated financial statement of GIL for March 31, 2020. As detailed in the notes, on account of non-availability of gas, both GVPGL and GREL plants were not operated for significant time resulting in erosion of economic value. Various stakeholders, including Central and State Governments have formulated schemes for efficient utilisation of these facilities, though these efforts have not brought in permanent resolutions to the operations.

GREL have implemented resolution plan during the year ending March 2019 to restructure its debt obligation which would improve the profitability and consequently the carrying cost of these companies. Further, CERC has passed order dated January 28, 2020, declaring that natural gas for the purpose of PPA includes Deep Water Gas and accordingly, GVGPL is entitled to claim capacity charges from APDISCOMS & Telangana Discoms from October 2016 for the period it has declared availability for generation of power on the basis of deep water gas, along with late payment surcharge. GVGPL has calculated a claim amount of Rs. 741.31 crore which will further improve the valuation. Taking into account the uncertainties associated with the efforts of various stakeholders, management is not in a position to assess the impact of these measures on the carrying values.

Recommendations of High level inter-ministerial committee appointed by Government of India to look into resolution of stress in the Power sector has proposed operationalization of stranded gas based power plants as one of the key measures. Recently, Ministry of New & Renewable Energy (MNRE) Government of India has also decided to take out bids for bundled power (renewable power bundled with conventional power) for procurement round the clock of firm power. This is essential for further penetration of renewable power and management of the Group believes that it would also eventually help in operationalization of stranded gas based power plants.

In case of GBHPL and GKEL, on the basis of internal assessment and legal opinions, the management of the Group is confident of obtaining the requisite clearances and favorable orders for GBHPL and GKEL. Further, based on business plan and a valuation assessment carried out by an external expert the management of the Group is of the view that the carrying value of net assets of GBHPL/GKEL by GEL as at March 31, 2020 is appropriate.

#### **Statutory Auditors' Qualification / Comment on the Company's consolidated financial statement**

2. As detailed in note 45(xi) to the accompanying consolidated financial statement for the year ended March 31, 2020 the Group had acquired the Class A Compulsory Convertible Preference Shares ('CCPS') of GMR Airport Limited ('GAL'), a subsidiary of the Holding Company, for an additional consideration of ₹ 3,560.00 crores from Private Equity Investors as per the settlement agreement entered during the year ended March 31, 2019. The said CCPS were converted into equity shares of an equivalent amount as per the investor agreements. The aforesaid additional settlement consideration of ₹ 3,560.00 crores paid to Private Equity Investors has been considered as recoverable and recognised as Other financial assets upto the end of the previous year ended March 31, 2019 based on proposed sale of such equity shares to the proposed investors, as detailed in note 45(xvii) to the consolidated financial statements. The sale of such equity shares has been completed in the year ended March 31, 2020 and consequently the management has recorded the aforesaid transaction in the year ended March 31, 2020 instead of restating the balances as at March 31, 2019 in accordance with the requirements of relevant accounting standards. Had the management accounted for the aforesaid transaction in the correct period, the 'Other equity' as at March 31, 2019 would have been lower by ₹ 3,560.00 crores, and 'Other financial assets' as at March 31, 2019 would have been lower by ₹ 3,560.00 crores with a consequential impact on segment assets of the Airport sector as at March 31, 2019.

**Management's response to the Statutory Auditors' Qualification / Comment on the Company's consolidated financial statement**

As detailed in note 45(xi) to the accompanying consolidated Ind AS financial statements for the year ended March 31, 2020, However pursuant to the definitive agreement dated July 04, 2019 with TRIL Urban Transport Private Limited, a subsidiary of Tata Sons, Solis Capital (Singapore) Pte. Limited and Valkyrie Investment Pte. Limited, the management had considered the aforesaid additional obligation of ₹ 3,560.00 crore as recoverable and had recognized the same as a financial asset in its consolidated financial statements for the year ended March 31, 2019. This agreement was cancelled during the year ended March 31, 2020.

As detailed in note 45 (xvii) the accompanying consolidated Ind AS financial statements for the year ended March 31, 2020 pursuant to the transaction with ADP appropriate adjustments have been made to reflect the above transaction and the financial asset of ₹ 3,560.00 crore has also been adjusted with other equity as a consequence of the receipt of the above consideration.

**Statutory Auditors' Qualification / Comment on the Company's consolidated financial statement**

3. According to the information and explanations given to us and based on our audit and consideration of the report of the other auditors on internal financial controls with reference to financial statements of subsidiaries, joint venture and associate companies, the following material weakness has been identified in the operating effectiveness

of the internal financial controls with reference to financial statements of the Holding company and its joint venture company as at March 31, 2020:

The Holding Company's internal control system towards estimating the carrying value of investments in certain associates and joint ventures as more fully explained in note 8b(13)(ii) to the consolidated financial statements were not operating effectively due to uncertainties in the judgments and assumptions made by the Company in such estimations, which could result in the Group not providing for adjustment, if any, that may be required to the carrying values of investments and further provisions, if any, required to be made for the obligations on behalf of those entities and its consequential impact on the accompanying financial statements.

The report on internal financial controls with reference to financial statements of joint venture companies, GMR Energy Limited is also qualified with respect to the above matter, issued by an independent firm of Chartered Accountants vide its report dated June 18, 2020.

**Management's response to the Statutory Auditors' Qualification / Comment on the Company's consolidated financial statement**

The Group has a well-defined system in place to assess the appropriateness of the carrying value of its investments, including testing for impairments. The independence and process followed in conducting the exercise also is being reviewed and approved by Management Assurance Group (MAG) function who perform procedures on valuation models to evaluate the valuation method used and accuracy of inputs used in model to determine the recoverable value. We also have involved valuation specialists to assist in the evaluation of management's valuation models and impairment analyses, specifically in testing key assumptions, accuracy of inputs used in the model to determine the recoverable value.

**Cost Auditors**

Pursuant to Section 148 of the Companies Act, 2013 read with the Companies (Cost Records and Audit) Rules, 2014, your Company with reference to its EPC business is required to maintain the cost records and the said cost records are also required to be audited.

Your Company is maintaining all the cost records referred above and M/s Rao, Murthy & Associates, Cost Auditors, have issued a cost Audit report for FY 2019-20 which does not contain any qualification, reservation, or adverse remark.

The Board, on the recommendation of the Audit Committee, has appointed M/s Rao, Murthy & Associates, Cost Accountants (Firm Reg. No. 000065) as cost auditors for conducting the audit of cost records of the Company for the FY 2020-21.

Accordingly, a resolution seeking members' ratification for the remuneration to M/s Rao, Murthy & Associates, Cost Accountants is included in the Notice convening the ensuing AGM.



**Secretarial Auditor**

The Board had appointed M/s V. Sreedharan & Associates, Company Secretaries, a firm of Company Secretaries in Practice, to conduct Secretarial Audit for the FY 2019-20. The Secretarial Audit Report, as prescribed under Section 204 of the Companies Act, 2013 read with Regulation 24A of the Listing Regulations, for the FY ended March 31, 2020 is annexed herewith as **"Annexure C"** to this Report. The Secretarial Audit report does not contain any qualification, reservation or adverse remark.

Further, the Secretarial Audit of material unlisted subsidiaries of the Company, as required under Regulation 24A of the SEBI LODR, has been done for the FY 2019-20 and the secretarial audit reports have been annexed to the annual reports of the respective material subsidiaries. It may further be noted that there were no qualifications or adverse remarks in the said reports of the material subsidiaries.

**Secretarial Standards**

The Company has complied with the applicable Secretarial Standards issued by the Institute of Company Secretaries of India.

**Disclosures:****CSR Committee**

The CSR Committee comprises of Mr. R.S.S.L.N. Bhaskarudu as Chairman, Mr. B.V.N. Rao and Mr. G.B.S. Raju as members.

**Audit Committee**

The Audit Committee comprises of Mr. N.C. Sarabeswaran as Chairman, Mr. S. Rajagopal, Mr. R.S.S.L.N. Bhaskarudu and Mrs. Vissa Siva Kameswari as members.

All the recommendations made by the Audit Committee were accepted by the Board during the year.

Further details on the above committees and other committees of the Board are given in the Corporate Governance Report.

**Vigil Mechanism**

The Company has a Whistle Blower Policy, which provides a platform to disclose information regarding any purported malpractice, fraud, impropriety, abuse or wrongdoing within the Company, confidentially and without fear of reprisal or victimization. Your Company has adopted a whistleblowing process as a channel for receiving and redressing complaints from employees, directors and third parties, as per the provisions of the Companies Act, 2013, SEBI LODR and Securities and Exchange Board of India (Prohibition of Insider Trading) Regulations, 2015.

The details of the Whistle Blower Policy is provided in the Corporate Governance Report and also hosted on the website of the Company.

**Meetings of the Board**

A calendar of Board and Committee Meetings is prepared and circulated in advance to the Directors. During the year, Nine (9) Board Meetings were

held, the details of which are given in the Corporate Governance Report. The intervening gap between two consecutive board meetings was within the period prescribed under the Companies Act, 2013.

**Particulars of Loans, Guarantees and Investments**

A statement regarding Loans/ Guarantees given and Investments covered under the provisions of Section 186 of the Companies Act, 2013 is made in the notes to the Financial Statements.

**Conservation of energy, technology absorption and foreign exchange earnings and outgo**

The information on conservation of energy, technology absorption and foreign exchange earnings and outgo stipulated under Section 134(3)(m) of the Companies Act, 2013 read with Rule 8 of The Companies (Accounts) Rules, 2014, is provided in **"Annexure D"** to this report.

**Annual Return**

Pursuant to Section 134 and Section 92(3) of the Companies Act, 2013, as amended, the Extract of Annual Return as on March 31, 2020 in form MGT-9 is enclosed as **"Annexure-E"** to this report. Additionally, the said extract of MGT-9 as on March 31, 2020 and a copy of the Annual Return for the financial year 2018-19 has been placed on the Company website at the link: <https://investor.gmrgroup.in/annual-reports>.

**Particulars of Employees and related disclosures**

The information required under Section 197(12) of the Companies Act, 2013 read with Rule 5 of The Companies (Appointment and Remuneration of Managerial Personnel) Rules, 2014 (including amendments thereto), is attached as **"Annexure F"** to this Report.

The information required under Rule 5(2) and (3) of The Companies (Appointment and Remuneration of Managerial Personnel) Rules, 2014 (including amendments thereof), is provided in the Annexure forming part of this Report. In terms of the first proviso to Section 136 of the Companies Act, 2013, the Report and Accounts are being sent to the members excluding the aforesaid Annexure. Any member interested in obtaining the same may write to the Company Secretary at the Registered Office of the Company.

**Dividend Distribution Policy**

The Board has adopted Dividend Distribution Policy in terms of Regulation 43A of the SEBI LODR. The Dividend Distribution Policy is provided as **"Annexure G"** and is disclosed on the website of the Company at the link: <https://investor.gmrgroup.in/policies>.

**Developments in Human Resources and Organization Development**

The Company has robust process of human resources development which is described in detail in Management Discussion and Analysis section under the heading "Developments in Human Resources and Organization Development at GMR Group".

## Changes in Share capital

There was no change in authorized, issued and paid-up share capital of the Company during the year under review.

## Debentures

The Company had issued 4 (Four) Unrated Unlisted Optionally Convertible Debentures (OCDs) having face value of ₹ 57,41,97,685/- each to Doosan Power Systems India Private Limited (Doosan) during the year 2019-20. The said OCDs are redeemable in four equal quarterly instalments commencing from March 31, 2020.

## Environment Protection and Sustainability

Since inception, sustainability has remained at the core of our business strategy. Besides economic performance, safe operations, environment conservation and social well-being have always been at the core of our philosophy of sustainable business. The details of initiatives/ activities on environment protection and sustainability are described in Business Responsibility Report forming part of Annual Report.

## Events subsequent to the date of financial statements

The Company had completed the strategic partnership with Groupe ADP on July 7, 2020. The Company alongwith its subsidiaries had completed the disinvestment of 49% of equity stake in GMR Airports Limited ('GAL'), a material subsidiary of the Company. After the completion of the deal, the Groupe ADP holds 49% equity shares capital in GAL and the Company alongwith its subsidiaries hold 51% of equity shares capital of GAL.

## Change in the nature of business, if any

There is no change in the nature of business of the Company.

## Significant and Material Orders passed by the Regulators

There are no significant and material orders passed by the Regulators or courts or tribunals impacting the going concern status and Company's operations in future.

## Deposits

During the year under review, the Company has not accepted any deposit from the public. There are no unclaimed deposits/ unclaimed/ unpaid interest, refunds due to the deposit holders or to be deposited to the Investor Education and Protection Fund as on March 31, 2020.

## Compliance by Large Corporates:

Your Company does not fall under the Category of Large Corporates as defined under SEBI vide its Circular SEBI/HO/DDHS/CIR/P/2018/144 dated November 26, 2018, as such no disclosure is required in this regard.

## Disclosure under the Sexual Harassment of Women at Workplace (Prevention, Prohibition and Redressal) Act, 2013

Your Company has in place an Anti-Sexual Harassment Policy in line with the requirements of The Sexual Harassment of Women at the Workplace (Prevention, Prohibition and Redressal) Act, 2013. An Internal Complaints Committee (ICC) has been set up to address complaints received regarding sexual harassment. All employees (permanent, contractual, temporary, trainees) are covered under this Policy.

The following is a summary of sexual harassment complaints received and disposed of by Your Company during the FY ended March 31, 2020:

Number of complaints received	: NIL
Number of complaints disposed of	: N.A.

## Acknowledgements

Your Directors thank the lenders, banks, financial institutions, business associates, customers, Government of India, State Governments in India, regulatory and statutory authorities, shareholders and the society at large for their valuable support and co-operation. Your Directors also thank the employees of the Company and its subsidiaries for their continued contribution, commitment and dedication.

**For and on behalf of the Board**

**G.M. Rao**  
Chairman  
(DIN: 00574243)

Place: New Delhi

Date: August 27, 2020

**'ANNEXURE A' TO THE BOARD'S REPORT**  
**Form No. AOC - 1**

(Pursuant to First proviso to sub-section (3) of section 129 of the Companies Act, 2013 read with Rule 5 of the Companies (Accounts) Rules, 2014)  
Statement containing salient features of the financial statement of subsidiaries / associate companies / joint ventures

**Part "A": Subsidiaries**

(₹ in crore)

Sl. No.	Name of this subsidiary	Reporting period	Date since when subsidiary was acquired	Reporting currency	Capital	Other equity / Reserves	Total Assets	Total Liabilities	Investments*	"Turnover (Revenue from Operations)"	Profit before taxation	Provision for taxation	Profit after taxation	Other comprehensive income (OCI)	Tax impact of OCI	Other comprehensive income (Net)	Total comprehensive income	Proposed dividend	Effective % of holding shareholding	"Turnover (Revenue from Operations)"	% performance of the company to total revenue
1	GMR Krishnagiri SIR Limited #	April 01, 2019 - March 31, 2020	28.09.2007	INR	117.50	(5.69)	70772	59591	-	-	(2.58)	0.00	(2.59)	-	-	-	(2.59)	-	100.00%	-	0.00%
2	GMR Aviation Private Limited	April 01, 2019 - March 31, 2020	28.05.2007	INR	244.08	(114.52)	17957	5001	-	66.69	(4.67)	-	(4.67)	(0.06)	-	(0.06)	(4.73)	-	100.00%	4972	0.58%
3	GMR SEZ & Port Holdings Limited	April 01, 2019 - March 31, 2020	31.03.2008	INR	4799	113.00	675.19	514.20	100.00	0.49	(34.27)	0.12	(34.39)	0.00	-	0.00	(34.39)	-	100.00%	-	0.00%
4	Advika Properties Private Limited #	April 01, 2019 - March 31, 2020	31.03.2009	INR	1.00	(0.30)	710	639	-	-	(0.03)	0.00	(0.03)	-	-	-	(0.03)	-	100.00%	-	0.00%
5	Aklina Properties Private Limited #	April 01, 2019 - March 31, 2020	31.03.2009	INR	1.00	(0.22)	4.63	3.84	-	-	(0.02)	-	(0.02)	-	-	-	(0.02)	-	100.00%	-	0.00%
6	Amartya Properties Private Limited #	April 01, 2019 - March 31, 2020	31.03.2009	INR	1.00	(0.82)	3.60	3.41	-	-	(0.63)	-	(0.63)	-	-	-	(0.63)	-	100.00%	-	0.00%
7	Baruni Properties Private Limited #	April 01, 2019 - March 31, 2020	31.03.2009	INR	1.00	(0.13)	5.94	5.07	-	-	(0.02)	-	(0.02)	-	-	-	(0.02)	-	100.00%	-	0.00%
8	Bougainvillea Properties Private Limited #	April 01, 2019 - March 31, 2020	07.07.2009	INR	1.00	0.52	5.96	4.44	-	-	(0.17)	-	(0.17)	-	-	-	(0.17)	-	100.00%	-	0.00%
9	Camelia Properties Private Limited #	April 01, 2019 - March 31, 2020	31.03.2009	INR	1.00	(0.74)	6.00	5.74	-	-	(0.15)	(0.00)	(0.15)	-	-	-	(0.15)	-	100.00%	-	0.00%
10	Deepesh Properties Private Limited #	April 01, 2019 - March 31, 2020	11.06.2010	INR	1.00	1.49	11.18	8.69	-	-	(0.03)	-	(0.03)	-	-	-	(0.03)	-	100.00%	-	0.00%
11	Elia Properties Private Limited #	April 01, 2019 - March 31, 2020	31.03.2009	INR	1.00	(0.44)	8.07	7.52	-	-	(0.22)	0.00	(0.22)	-	-	-	(0.22)	-	100.00%	-	0.00%
12	Gerbera Properties Private Limited #	April 01, 2019 - March 31, 2020	31.03.2009	INR	1.00	(0.50)	6.44	5.94	-	-	(0.06)	0.00	(0.06)	-	-	-	(0.06)	-	100.00%	-	0.00%
13	Lakshmi Priya Properties Private Limited #	April 01, 2019 - March 31, 2020	31.03.2009	INR	1.00	(0.19)	7.06	6.25	-	-	(0.05)	-	(0.05)	-	-	-	(0.05)	-	100.00%	-	0.00%
14	Larkspur Properties Private Limited #	April 01, 2019 - March 31, 2020	01.02.2011	INR	1.00	0.42	5.95	4.53	-	-	(0.07)	(0.01)	(0.06)	-	-	-	(0.06)	-	100.00%	-	0.00%
15	Honeysuckle Properties Private Limited #	April 01, 2019 - March 31, 2020	31.03.2009	INR	1.00	0.09	9.47	8.38	-	-	(0.03)	0.00	(0.03)	-	-	-	(0.03)	-	100.00%	-	0.00%
16	Idkha Properties Private Limited #	April 01, 2019 - March 31, 2020	31.03.2009	INR	1.00	(0.35)	5.91	5.26	-	-	(0.14)	0.00	(0.15)	-	-	-	(0.15)	-	100.00%	-	0.00%
17	Krishnpriva Properties Private Limited #	April 01, 2019 - March 31, 2020	31.03.2009	INR	1.00	(0.23)	6.41	5.64	-	-	(0.03)	-	(0.03)	-	-	-	(0.03)	-	100.00%	-	0.00%
18	Nadira Properties Private Limited #	April 01, 2019 - March 31, 2020	31.03.2009	INR	1.00	0.00	4.91	3.91	-	-	(0.03)	-	(0.03)	-	-	-	(0.03)	-	100.00%	-	0.00%
19	Prakalpa Properties Private Limited #	April 01, 2019 - March 31, 2020	31.03.2009	INR	1.00	(0.27)	5.97	5.24	-	-	(0.05)	-	(0.05)	-	-	-	(0.05)	-	100.00%	-	0.00%

Sl. No.	Name of the Subsidiary	Reporting period	Date since when subsidiary was acquired	Reporting currency	Capital	Other equity / Reserves	Total Assets	Total Liabilities	Investments*	"Turnover" (Revenue from Operations)"	Profit before taxation	Provision for taxation	Profit after taxation	Other comprehensive income (OCI)	Tax impact of OCI	Other comprehensive income (Net)	Total comprehensive income	Proposed dividend	Effective % of outstanding shareholding	"Turnover" (Revenue from Operations)"	% performance of the company to total revenue
20	Purnachandra Properties Private Limited #	April 01, 2019 - March 31, 2020	31.03.2009	INR	1.00	(0.39)	7.09	6.47	-	-	(0.12)	0.00	(0.12)	-	-	(0.12)	(0.12)	-	100.00%	-	0.00%
21	Padmapriya Properties Private Limited	April 01, 2019 - March 31, 2020	11.06.2010	INR	1.00	(0.34)	18.70	18.04	-	0.92	0.08	0.04	0.05	-	-	0.05	0.05	-	100.00%	-	0.00%
22	Priyansh Properties Private Limited #	April 01, 2019 - March 31, 2020	27.06.2011	INR	1.00	(0.19)	7.20	6.39	-	-	(0.03)	-	(0.03)	-	-	(0.03)	(0.03)	-	100.00%	-	0.00%
23	Radhapriya Properties Private Limited #	April 01, 2019 - March 31, 2020	01.11.2011	INR	1.00	(0.28)	15.34	14.62	-	-	(0.04)	-	(0.04)	-	-	(0.04)	(0.04)	-	100.00%	-	0.00%
24	Shreyadita Properties Private Limited #	April 01, 2019 - March 31, 2020	31.03.2009	INR	1.00	(0.46)	5.86	5.32	-	-	(0.12)	0.00	(0.12)	-	-	(0.12)	(0.12)	-	100.00%	-	0.00%
25	Sreepa Properties Private Limited #	April 01, 2019 - March 31, 2020	31.03.2009	INR	1.00	(0.30)	5.28	4.57	-	-	(0.14)	0.00	(0.14)	-	-	(0.14)	(0.14)	-	100.00%	-	0.00%
26	Asteria Real Estates Private Limited #	April 01, 2019 - March 31, 2020	28.04.2012	INR	0.03	(0.23)	3.76	3.96	-	-	(0.01)	0.00	(0.01)	-	-	(0.01)	(0.01)	-	100.00%	-	0.00%
27	Lantana Properties Private Limited #	April 01, 2019 - March 31, 2020	28.08.2012	INR	0.01	(0.74)	9.32	10.05	-	-	(0.04)	-	(0.04)	-	-	(0.04)	(0.04)	-	100.00%	-	0.00%
28	Namitha Real Estates Private Limited #	April 01, 2019 - March 31, 2020	27.03.2014	INR	0.01	(1.74)	18.96	20.69	-	-	(0.15)	-	(0.15)	-	-	(0.15)	(0.15)	-	100.00%	-	0.00%
29	Honeyflower Estates Private Limited	April 01, 2019 - March 31, 2020	27.03.2014	INR	4.76	33.18	40.63	2.69	-	2.74	0.58	0.54	0.04	-	-	0.04	0.04	-	100.00%	-	0.00%
30	Suzone Properties Private Limited #	April 01, 2019 - March 31, 2020	15.07.2014	INR	0.01	(3.11)	11.06	14.15	-	-	(0.04)	-	(0.04)	-	-	(0.04)	(0.04)	-	100.00%	-	0.00%
31	Lillian Properties Private Limited #	April 01, 2019 - March 31, 2020	15.07.2014	INR	0.01	(2.23)	6.56	8.79	-	-	0.20	-	0.20	-	-	0.20	0.20	-	100.00%	-	0.00%
32	GMR Utilities Private Limited ****	April 01, 2019 - March 31, 2020	08.12.2014	INR	0.02	(0.02)	-	-	-	-	(0.00)	-	(0.00)	-	-	(0.00)	(0.00)	-	100.00%	-	0.00%
33	GMR Corporate Affairs Private Limited	April 01, 2019 - March 31, 2020	22.12.2006	INR	5.00	(23.22)	55.80	74.02	32.69	-	(3.53)	1.08	(4.61)	-	-	(4.61)	(4.61)	-	100.00%	-	0.00%
34	GMR Hospitality and Retail Limited	April 01, 2019 - March 31, 2020	08.09.2008	INR	156.00	(126.92)	269.46	240.38	1.071	248.29	8.16	0.04	8.11	(0.17)	(0.04)	(0.13)	7.98	-	472.6%	247.20	2.89%
35	Kakinada SEZ Limited	April 01, 2019 - March 31, 2020	15.01.2011	INR	93.99	(14.58)	272.652	2,647.10	-	-	(0.62)	-	(0.62)	(0.08)	-	(0.08)	(0.70)	-	51.00%	-	0.00%
36	Dhrovi Securities Private Limited	April 01, 2019 - March 31, 2020	23.02.2010	INR	168.06	79.91	300.46	52.50	-	48.26	27.85	(1.03)	28.88	27.62	-	27.62	56.50	-	100.00%	2.42	0.03%
37	GMR Business Process and Services Private Limited	April 01, 2019 - March 31, 2020	19.08.2011	INR	0.01	(8.77)	23.75	32.62	8.64	-	3.16	-	3.16	-	-	-	3.16	-	100.00%	-	0.00%
38	GMR Airport Developers Limited	April 01, 2019 - March 31, 2020	22.01.2011	INR	10.20	45.25	147.69	92.24	29.74	155.33	23.74	6.41	17.33	(0.83)	-	(0.83)	16.50	-	75.01%	1.73	0.02%
39	Rava Security Services Limited	April 01, 2019 - March 31, 2020	20.10.2015	INR	36.44	24.86	346.25	284.94	-	181.21	8.56	2.01	6.54	(1.58)	-	(1.58)	4.97	-	100.00%	99.09	1.16%
40	GMR Hyderabad International Airport Limited	April 01, 2019 - March 31, 2020	29.10.2003	INR	378.00	1,943.17	8,776.28	6,455.10	1,162.41	1,525.79	694.15	57.32	636.82	19,390	61.78	132.11	768.93	-	472.6%	1,430.45	16.72%
41	Hyderabad Airport Security Services Limited ****	April 01, 2019 - March 31, 2020	20.07.2007	INR	-	-	-	-	-	-	0.00	0.00	0.00	-	-	-	0.00	-	-	-	0.00%

Sl. No.	Name of the Subsidiary	Reporting period	Date since when subsidiary was acquired	Reporting currency	Capital	Other equity / Reserves	Total Assets	Total Liabilities	Investments*	"Turnover (Revenue from Operations)"	Profit before taxation	Provision for taxation	Profit after taxation	Other comprehensive income (OCI)	Tax impact of OCI	Other comprehensive income (Net)	Total comprehensive income	Proposed dividend	Effective % of shareholding	"Turnover (Revenue from Operations)"	% performance of the company to total revenue
42	GMR Aerospace Services Limited	April 01, 2019 - March 31, 2020	18.07.2007	INR	0.05	(12494)	74376	86865	-	-	(4818)	-	(4818)	-	-	-	(4818)	-	100.00%	-	0.00%
43	GMR Hyderabad Aerotropolis Limited	April 01, 2019 - March 31, 2020	18.07.2007	INR	90.50	(1305)	24221	16476	-	1795	(269)	(0.20)	(248)	-	-	-	(248)	-	47.26%	1545	0.18%
44	GMR Hyderabad Aviation SEZ Limited	April 01, 2019 - March 31, 2020	04.12.2007	INR	51.60	(427)	19696	14964	4.20	1751	(294)	1.43	(436)	-	-	-	(436)	-	47.26%	1173	0.14%
45	Gateways for India Airports Private Limited	April 01, 2019 - March 31, 2020	12.01.2005	INR	0.01	258	3.39	0.80	-	0.29	0.11	0.03	0.08	-	-	-	0.08	-	86.49%	0.29	0.00%
46	Delhi International Airport Limited	April 01, 2019 - March 31, 2020	19.04.2006	INR	2,450.00	29245	16,90752	14,16507	1,234.20	3,90942	1.36	(1179)	1315	1733	6.06	11.27	24.42	-	48.01%	3,863.67	45.16%
47	Delhi Aerotropolis Private Limited #	April 01, 2019 - March 31, 2020	22.05.2007	INR	0.10	(0.16)	-	0.06	-	-	(0.00)	-	(0.00)	-	-	-	(0.00)	-	48.01%	-	0.00%
48	Delhi Airport Parking Services Private Limited	April 01, 2019 - March 31, 2020	03.03.2010	INR	81.44	1015	20076	10917	10.36	16703	48.14	1242	3572	(0.14)	(0.04)	(0.10)	35.62	-	54.03%	16703	19.5%
49	GMR Hyderabad Airport Power Distribution Limited #	April 01, 2019 - March 31, 2020	18.08.2012	INR	0.05	(0.05)	-	(0.00)	-	-	(0.02)	-	(0.02)	-	-	-	(0.02)	-	47.26%	-	0.00%
50	GMR Aero Technic Limited	April 01, 2019 - March 31, 2020	12.12.2014	INR	0.10	0.33	0.71	0.28	-	0.98	0.07	0.02	0.06	-	-	-	0.06	-	47.26%	0.98	0.01%
51	GMR Air Cargo and Aerospace Engineering Limited (GACAE) (formerly known as GMR Aerospace Engineering Limited (GAE))	April 01, 2019 - March 31, 2020	12.12.2014	INR	473.83	(47739)	43291	43647	63.78	29823	16.83	0.46	16.37	(0.51)	(0.13)	(0.38)	16.00	-	47.26%	298.14	3.48%
52	GMR Airports Limited	April 01, 2019 - March 31, 2020	31.03.2009	INR	1,328.39	14,79998	23,601.29	7,49292	121.51	40148	84.51	9.65	74.86	3,144.59	70703	2,43755	2,51241	-	75.01%	95.09	1.11%
53	GMR Airport Singapore Pre Limited (GASPL) @	July 24, 2019 - December 31, 2019	24.07.2019	INR	3.07	(377)	12.68	13.38	-	-	(373)	-	(373)	(0.05)	-	(0.05)	(3.77)	-	75.01%	-	0.00%
54	GMR Energy Trading Limited	April 01, 2019 - March 31, 2020	09.03.2010	INR	74.00	(1148)	909.40	846.88	-	365.05	3.29	0.38	291	(0.02)	(0.01)	(0.01)	2.89	-	81.00%	340.97	3.99%
55	GMR Londa Hydro Power Private Limited #	April 01, 2019 - March 31, 2020	11.11.2008	INR	0.01	(79.89)	3.20	83.09	-	-	(6.24)	-	(6.24)	(0.00)	-	(0.00)	(6.24)	-	100.00%	-	0.00%
56	GMR Generation Assets Limited	April 01, 2019 - March 31, 2020	03.12.2010	INR	6,323.25	(6,384.46)	2,650.57	2,711.77	-	177	(1,199.50)	0.63	(1,200.13)	0.02	0.01	0.01	(1,200.12)	-	100.00%	1.77	0.02%
57	GMR Power Infra Limited	April 01, 2019 - March 31, 2020	25.02.2011	INR	1.70	(826)	15.66	22.21	-	0.49	(1.69)	-	(1.69)	-	-	-	(1.69)	-	100.00%	0.49	0.01%
58	GMR Tambaram Tindivanam Expressways Private Limited	April 01, 2019 - March 31, 2020	16.05.2002	INR	1.00	24647	406.90	159.44	-	35.50	1743	4.05	13.38	0.22	-	0.22	13.60	-	86.77%	35.50	0.41%
59	GMR Tuni Anakapalli Expressways Private Limited	April 01, 2019 - March 31, 2020	16.05.2002	INR	1.00	135.97	192.67	55.70	-	21.71	12.86	2.10	10.75	0.01	-	0.01	10.76	-	86.77%	21.71	0.25%
60	GMR Ambala Chandigarh Expressways Private Limited	April 01, 2019 - March 31, 2020	09.09.2005	INR	98.24	(299.55)	367.52	588.83	1.87	59.66	(494.6)	-	(494.6)	(0.01)	-	(0.01)	(494.6)	-	100.00%	59.66	0.70%
61	GMR Pochanpalli Expressways Limited	April 01, 2019 - March 31, 2020	18.11.2005	INR	138.00	92.23	736.93	506.69	16.21	5777	11.03	(0.78)	11.81	(0.02)	-	(0.02)	11.79	-	100.00%	5777	0.68%
62	GMR Highways Limited	April 01, 2019 - March 31, 2020	08.01.2009	INR	775.44	30412	2,276.81	1,197.25	0.56	18952	(1503)	3.06	(18.08)	0.00	-	0.00	(18.08)	-	100.00%	(0.00)	0.00%

Sl. No.	Name of the Subsidiary	Reporting period	Date since when subsidiary was acquired	Reporting currency	Capital	Other equity / Reserves	Total Assets	Total Liabilities	Investments*	"Turnover (Revenue from Operations)"	Profit before taxation	Provision for taxation	Profit after taxation	Other comprehensive income (OCI)	Tax impact of OCI	Other comprehensive income (Net)	Total comprehensive income	Proposed dividend	Effective % of shareholding	"Turnover (Revenue from Operations)"	% performance of the company to total revenue
63	GMR Hyderabad Vijayawada Expressways Private Limited	April 01, 2019 - March 31, 2020	31.07.2009	INR	5.00	(6491.4)	2,092.12	2,736.26	-	316.32	(91.80)	-	(91.80)	(0.01)	(0.01)	(91.81)	-	90.00%	316.32	3.70%	
64	GMR Chennai Outer Ring Road Private Limited	April 01, 2019 - March 31, 2020	26.03.2010	INR	30.00	31.48	812.36	750.88	-	94.25	(5.39)	-	(5.39)	(0.06)	(0.06)	(5.45)	-	90.00%	94.25	1.10%	
65	GMR Infrastructure (Global) Limited (a)	January 01, 2019 - December 31, 2019	28.05.2008	USD	9774.9	6739	1,045.76	0.88	-	0.51	0.51	-	0.51	1.52	1.52	2.02	-	100.00%	-	0.00%	
66	GMR Infrastructure (Cyprus) Limited (a)	January 01, 2019 - December 31, 2019	19.11.2007	USD	0.05	10795	108.08	0.08	-	3.29	1.30	-	1.99	(21.07)	(21.07)	(19.08)	-	100.00%	-	0.00%	
67	GMR Energy (Global) Limited (a)	January 01, 2019 - December 31, 2019	27.05.2008	USD	1,045.45	(1,045.73)	0.02	0.30	-	-	(0.07)	-	(0.07)	(23.58)	(23.58)	(23.65)	-	100.00%	-	0.00%	
68	GMR Infrastructure (Mauritius) Limited (a)	January 01, 2019 - December 31, 2019	18.12.2007	USD	2,288.25	(1,404.34)	1,451.06	567.15	160.43	-	102.04	-	102.04	3.35	3.35	106.39	-	100.00%	-	0.00%	
69	GMR Infrastructure Overseas Limited, Malta (b)	January 01, 2019 - December 31, 2019	27.03.2013	EURO	0.02	41.17	41.53	0.33	-	-	(0.94)	-	(0.94)	0.51	0.51	(0.43)	-	100.00%	-	0.00%	
70	Indo Tausch Trading DMCC (a) #	January 01, 2019 - December 31, 2019	20.03.2016	USD	1.96	(1.14)	0.87	0.05	-	-	(0.27)	-	(0.27)	(0.02)	(0.02)	(0.30)	-	100.00%	-	0.00%	
71	GMR Infrastructure (UK) Limited (c)	January 01, 2019 - December 31, 2019	03.03.2008	GBP	4719	(45.65)	4.34	2.80	-	-	(3.74)	-	(3.74)	(8.68)	(8.68)	(12.42)	-	100.00%	-	0.00%	
72	GADL (Mauritius) Limited (a)	January 01, 2019 - December 31, 2019	22.01.2011	USD	1.18	(1.16)	0.01	-	-	-	0.05	-	0.05	(0.03)	(0.03)	0.02	-	75.01%	-	0.00%	
73	GADL International Limited (e)	January 01, 2019 - December 31, 2019	22.01.2011	USD	0.18	(0.06)	0.12	0.00	-	-	(0.03)	-	(0.03)	(0.38)	(0.38)	(0.42)	-	100.00%	-	0.00%	
74	GMR Infrastructure (Overseas) Limited (a)	January 01, 2019 - December 31, 2019	23.06.2010	USD	0.00	(938.58)	82.761	1,766.19	-	452.67	-	-	452.67	(33.03)	(33.03)	416.64	-	100.00%	-	0.00%	
75	GMR Male International Airport Private Limited (e)	January 01, 2019 - December 31, 2019	09.08.2010	USD	21.451	411.38	631.07	5.18	-	-	(3.70)	-	(3.70)	9.65	9.65	5.95	-	76.87%	-	0.00%	
76	GMR Energy (Cyprus) Limited (a)	January 01, 2019 - December 31, 2019	26.08.2008	USD	0.03	(151.31)	234.52	385.80	-	-	(16.06)	-	(16.06)	(5.00)	(5.00)	(21.06)	-	100.00%	-	0.00%	
77	GMR Energy (Netherlands) B.V.(a)	January 01, 2019 - December 31, 2019	27.10.2008	USD	0.16	238.05	336.68	98.47	-	-	(10.69)	-	(10.69)	(3.31)	(3.31)	(4.00)	-	100.00%	-	0.00%	
78	GMR Infrastructure Singapore Pte Limited (a)	January 01, 2019 - December 31, 2019	10-02-2009	USD	392.54	1,252.56	2,099.16	454.06	4.76	434.12	108.20	-	108.20	29.99	29.99	138.19	-	100.00%	434.12	5.07%	
79	GMR Energy Projects (Mauritius) Limited (b)	January 01, 2019 - December 31, 2019	23.12.2010	USD	0.07	(1,734.65)	247.85	1,982.43	-	-	(84.37)	-	(84.37)	(38.58)	(38.58)	(122.95)	-	100.00%	-	0.00%	
80	GMR Coal resources Pte Ltd (b)	January 01, 2019 - December 31, 2019	04.06.2010	INR	538.96	(1,066.55)	3,638.49	4,166.08	-	-	(139.28)	8.17	(147.44)	(23.10)	(23.10)	(170.55)	-	100.00%	-	0.00%	
81	GMR Airports (Mauritius) Limited (a)	January 01, 2019 - December 31, 2019	21.01.2013	USD	1.07	1.87	2.99	0.04	-	-	(0.36)	-	(0.36)	0.04	0.04	(0.32)	-	75.01%	-	0.00%	
82	Kakinada Gateway Port Limited #	April 01, 2019 - March 31, 2020	13.07.2016	INR	0.01	176.98	1,045.42	868.43	-	-	(0.01)	-	(0.01)	-	-	(0.01)	-	51.00%	-	0.00%	
83	GMR SEZ Infra Services Limited***	April 01, 2019 - February 25, 2020	20.05.2016	INR	NA	NA	NA	NA	NA	7.15	(681.76)	-	(681.76)	-	-	(681.76)	-	NA	7.15	0.08%	
84	GMR Infra Developers Limited	April 01, 2019 - March 31, 2020	28.02.2017	INR	0.05	484.22	2,512.38	2,028.11	42.05	2,909.39	(864.26)	-	(864.26)	-	-	(864.26)	-	100.00%	6.18	0.07%	

Sl. No.	Name of the Subsidiary	Reporting period	Date since when subsidiary was acquired	Reporting currency	Capital	Other equity / Reserves	Total Assets	Total Liabilities	Investments*	Turnover (Revenue from Operations)™	Profit before taxation	Provision for taxation	Profit after taxation	Other comprehensive income (OCI)	Tax impact of OCI	Other comprehensive income (Net)	Total comprehensive income	Proposed dividend	Effective % of shareholding	Turnover (Revenue from Operations)™	% performance of the company to total revenue
85	GMR Logistics Park Private Limited #	April 01, 2019 - March 31, 2020	20.12.2018	INR	0.75	57.69	58.45	0.01	-	-	(0.55)	-	(0.55)	-	-	-	(0.55)	-	47.26%	-	0.00%
86	GMR Nagpur International Airport Limited (GNIAL) #	August 22, 2019 - March 31, 2020	22.08.2019	INR	0.01	(0.03)	0.01	0.03	-	-	(0.03)	-	(0.03)	-	-	-	(0.03)	-	75.01%	-	0.00%
87	GMR Kaimur Duty Free Services Limited (GKDFSL) #	November 20, 2019 - March 31, 2020	20.11.2019	INR	0.01	(0.03)	0.01	0.03	-	-	(0.03)	-	(0.03)	-	-	-	(0.03)	-	75.01%	-	0.00%
88	GMR International Airport BV	January 01, 2019 - December 31, 2019	28.05.2018	USD	7.15	(183.68)	1,728.34	1,904.87	-	-	(151.96)	-	(151.96)	(3.16)	-	(3.16)	(155.11)	-	75.01%	-	0.00%
89	GMR Power Urban Infra Limited #	May 17, 2019 - March 31, 2020	17.05.2020	INR	0.10	(0.39)	0.01	0.30	-	-	(0.39)	-	(0.39)	-	-	-	(0.39)	-	100.00%	-	0.00%
90	Megawide - GISPL Construction JV** (d)	January 01, 2019 - December 31, 2019	01.04.2017	PHP	0.63	8.20	65.37	56.54	-	74.59	4.56	-	4.56	0.97	-	0.97	5.52	-	50.00%	74.59	0.87%
91	GMR Goa International Airport Limited	April 01, 2019 - March 31, 2020	14.10.2016	INR	189.00	(4.40)	419.46	234.87	4.23	-	(3.34)	0.06	(3.40)	-	-	-	(3.40)	-	75.00%	-	0.00%
92	GMR Mining & Energy Private Limited	December 26, 2019 - March 31, 2020	26.12.2019	INR	0.05	(1.13)	1.08	2.16	-	-	(0.01)	-	(0.01)	-	-	-	(0.01)	-	100.00%	-	0.00%

Notes:

- The annual accounts of the Subsidiary Companies and the related detailed information will be made available to the members of the Company and the subsidiary companies seeking such information at any point of time. The annual accounts of the subsidiary companies will also be kept for inspection by any member in the registered office and that of the subsidiary companies concerned.
- \* Investments except investment in Group entities (Subsidiaries / Joint ventures / Associates).
- \*\* MGICV is jointly controlled operation (JCO) consolidated on proportionate basis w.e.f.1st April 2017.
- \*\*\* Indicates entities sold during the year
- \*\*\*\* indicates companies under liquidation/merger.
- Details of reporting currency and the rate used in the preparation of consolidated financial statements.

Currency	For Conversion		
	Reporting Currency Reference	Average Rate (in ₹)	Closing Rate (in ₹)
USD	a	70.23	71.39
Euro	b	78.76	80.10
GBP	c	89.60	94.19
PHP	d	1.36	1.41
USD@	e	70.46	71.39

- # indicates the names of subsidiaries which are yet to commence operations
- @ Rates as at December 31, 2019

Part "B": Associates and Joint Ventures

"Statement pursuant to Section 129 (3) of the Companies Act, 2013 related to Associate Companies and Joint Ventures"

Sl. No.	Name of Associates/Joint Ventures	Latest audited Balance sheet date	Date on which the Associate or Joint Venture was associated or acquired	Shares of Associate/Joint Ventures held by the company on the year end			Description of how there is significant influence	Reason why the associate/joint venture is not consolidated	Network attributable to Shareholding as per latest audited Balance Sheet	Profit / (Loss) for the year (₹ in crore)		OCI for the year (₹ in crore)	
				Number in crore	Amount of Investment in Associates/Joint Venture (₹ in crore)	% Extend of Holding				Considered in Consolidation	Not considered in Consolidation	Considered in Consolidation	Not considered in Consolidation
<b>Associates</b>													
1	GMR Chhattisgarh Energy Limited	March 31, 2020	21.02.2017	-	-	0.00%	NA	NA	-	-	-	-	-
2	GMR Rajahmundry Energy Limited	March 31, 2020	12.05.2016	0.00	0.01	45.00%	NA	(339.25)	(78.74)	-	0.01	-	-
3	GMR Mining & Energy Private Limited # ***	March 31, 2020	21.02.2017	-	-	0.00%	NA	-	(0.00)	-	-	-	-
4	East Delhi Waste Processing Company Private Limited	March 31, 2020	23.10.2013	0.00	0.01	48.99%	*Company holds investment which by share ownership is deemed to be an associate company"	0.01	-	-	-	-	-
5	Celbhi Delhi Cargo Terminal Management India Private Limited	March 31, 2020	24.08.2009	2.91	29.12	12.48%	NA	68.26	10.30	-	0.00	-	-
6	Travel Food Services (Delhi T3) Private Limited	March 31, 2020	23.06.2010	0.56	5.60	19.20%	NA	8.50	2.87	-	(0.05)	-	-
7	TIM Delhi Airport Advertisement Private Limited	March 31, 2020	09.07.2010	0.92	9.22	23.96%	NA	41.01	10.55	-	0.21	-	-
8	DIGI Yatra Foundation	March 31, 2020	20.02.2019	0.00	-	17.65%	NA	-	-	-	-	-	-
<b>Joint Ventures</b>													
1	GMR Energy Limited	March 31, 2020	04.11.2016	186.59	5,84,705	69.58%	NA	-	(508.87)	-	(0.55)	-	-
2	GMR Vemagiri Power Generation Limited	March 31, 2020	04.11.2016	2745	29590	69.58%	NA	-	NA	-	NA	-	-
3	GMR (Badrinath) Hydro Power Generation Private Limited #	March 31, 2020	04.11.2016	0.50	5.00	69.61%	NA	-	NA	-	NA	-	-
4	GMR Maharashtra Energy Limited #	March 31, 2020	04.11.2016	0.01	0.05	69.58%	NA	-	NA	-	NA	-	-
5	GMR Consulting Services Private Limited	March 31, 2020	04.11.2016	0.01	0.05	69.58%	NA	-	NA	-	NA	-	-
6	GMR Bajoli Holi Hydro Power Private Limited #^	March 31, 2020	04.11.2016	51.94	538.00	65.24%	NA	-	NA	-	NA	-	-
7	GMR Warora Energy Limited (formerly EMCO Energy Limited)	March 31, 2020	04.11.2016	87.00	998.75	69.58%	NA	-	NA	-	NA	-	-
8	GMR Bundelkhand Energy Private Limited #	March 31, 2020	04.11.2016	0.00	0.01	69.58%	NA	-	NA	-	NA	-	-
9	GMR Rajam Solar Power Private Limited (GRSPPL)	March 31, 2020	04.11.2016	0.00	0.01	69.58%	NA	1,897.31	NA	-	NA	-	-
10	GMR Gujarat Solar Power Private Limited	March 31, 2020	04.11.2016	7.36	73.60	69.58%	NA	-	NA	-	NA	-	-
11	GMR Indo-Nepal Energy Links Limited #	March 31, 2020	04.11.2016	0.01	0.05	69.58%	NA	-	NA	-	NA	-	-
12	GMR Indo-Nepal Power Corridors Limited #	March 31, 2020	04.11.2016	0.01	0.05	69.58%	NA	-	NA	-	NA	-	-
13	GMR Energy (Mauritius) Limited (b)	December 31, 2019	04.11.2016	0.00	-	71.10%	NA	-	NA	-	NA	-	-
14	GMR Lion Energy Limited(b)	December 31, 2019	04.11.2016	0.29	21.00	71.10%	NA	-	NA	-	NA	-	-
15	GMR Upper Karnali Hydro Power Limited (a) #	March 31, 2020	04.11.2016	0.11	1.04	51.90%	NA	-	NA	-	NA	-	-
16	Karnali Transmission Company Private Limited (a) #	March 31, 2020	04.11.2016	0.00	0.13	71.10%	NA	-	NA	-	NA	-	-
17	Marsyangdi Transmission Co. Pvt. Limited (a) **	March 31, 2020	04.11.2016	0.00	-	0.00%	NA	-	NA	-	NA	-	-



Sl. No.	Name of Associates/Joint Ventures	Latest audited Balance sheet date	Date on which the Associate or Joint Venture was associated or acquired	Shares of Associate/Joint Ventures held by the company on the year end			Description of how there is significant influence	Reason why the associate/joint venture is not consolidated	Network worth attributable to Shareholding as per latest audited Balance Sheet	Profit / (Loss) for the year (₹ in crore)		OCI for the year (₹ in crore)	
				Number in crore	Amount of Investment in Associates/Joint Venture (₹ in crore)	Extend of Holding %				Considered in Consolidation	Not considered in Consolidation	Considered in Consolidation	Not considered in Consolidation
18	GMR Kamalanga Energy Limited	March 31, 2020	28.12.2007	18784	1,887.67	60.83%	NA	NA	NA	-	NA	-	
19	Rampia Coal Mine and Energy Private Limited	March 31, 2020	19.02.2008	-	-	0.00%	NA	NA	NA	-	NA	-	
20	GMR Tenaga Operations and Maintenance Private Limited	March 31, 2020	09.04.2018	0.00	0.03	34.79%	NA	NA	NA	-	NA	-	
21	Delhi Aviation Services Private Limited	March 31, 2020	30.07.2010	1.25	12.50	24.00%	NA	NA	21.86	4.43	(0.01)	-	
22	Delhi Aviation Fuel Facility Private Limited	March 31, 2020	08.01.2010	4.26	42.64	12.48%	NA	NA	70.64	10.07	-	-	
23	WAISL Limited **	March 31, 2020	29.01.2010	-	-	0.00%	NA	NA	-	2.41	-	-	
24	Delhi Duty Free Services Private Limited	March 31, 2020	07.06.2013	5.35	135.16	36.73%	NA	NA	326.92	85.93	(0.27)	-	
25	Laqshya Hyderabad Airport Media Private Limited	March 31, 2020	14.05.2011	0.98	9.80	23.16%	NA	NA	22.74	4.50	0.02	-	
26	GIL SIL JV*	March 31, 2020				51.00%	NA	NA	2.72	2.72	-	-	
27	GMR Megawide Cebu Airport Corporation	December 31, 2019	13.01.2014	20270	29792	30.00%	NA	NA	523.58	27.36	(0.22)	-	
28	Herakioncrete International Airport SA	December 31, 2019	12.02.2019	0.05	221.25	16.23%	NA	NA	217.88	(3.37)	-	-	
29	Mactan Travel Retail Group Co.	December 31, 2019	21.03.2018	0.70	1.58	18.75%	NA	NA	1.62	0.16	-	-	
30	SSP-Mactan Cebu Corporation	December 31, 2019	13.03.2018	0.70	1.57	18.75%	NA	NA	6.69	4.54	-	-	
31	Megawide GISPL Construction Joint Venture Inc. (MGCJV Inc.)	December 31, 2019	31.01.2018	8.10	11.05	45.00%	NA	NA	54.86	31.89	-	-	
32	Limak GMR Construction JV	December 31, 2019	25.03.2008	-	0.10	50.00%	NA	NA	(0.96)	(0.64)	-	-	
33	PT Golden Energy Mines Tbk	December 31, 2019	17.11.2011			30.00%							
34	PT Roundhill Capital Indonesia	December 31, 2019	17.11.2011			29.70%							
35	PT Borneo Indobara	December 31, 2019	17.11.2011			29.43%							
36	PT Kuansing Iniri Makmur	December 31, 2019	17.11.2011			30.00%							
37	PT Kanya Cemerlang Persada	December 31, 2019	17.11.2011			30.00%							
38	PT Bungo Bara Utama	December 31, 2019	17.11.2011			30.00%							
39	PT Bara Harmonis Batang Asam	December 31, 2019	17.11.2011			30.00%							
40	PT Berkat Nusantara Permai	December 31, 2019	17.11.2011	17647	3,537.04	30.00%	NA	NA	3,611.20	137.91	(2.39)	-	
41	PT Tanjung Belit Bara Utama	December 31, 2019	17.11.2011			30.00%							
42	PT Trisula Kencana Sakti	December 31, 2019	17.11.2011			21.00%							
43	PT Era Mitra Selaras	December 31, 2019	20.09.2016			30.00%							
44	PT Wahana Rimba	December 31, 2019	20.09.2016			30.00%							
45	PT Berkat Satria Abadi	December 31, 2019	20.09.2016			30.00%							
46	PT Geins Energy Indonesia	December 31, 2019	19.03.2015			30.00%							

Sl. No.	Name of Associates/Joint Ventures	Latest audited Balance sheet date	Date on which the Associate or Joint Venture was associated or acquired	Shares of Associate/Joint Ventures held by the company on the year end			Description of how there is significant influence	Reason why the associate/joint venture is not consolidated	Networth attributable to Shareholding as per latest audited Balance Sheet	Profit / (Loss) for the year (₹ in crore)		OCI for the year (₹ in crore)	
				Number in crore	Amount of Investment in Associates/Joint Venture (₹ in crore)	Extend of Holding %				Considered in Consolidation	Not considered in Consolidation	Considered in Consolidation	Not considered in Consolidation
47	GEMS Trading Resources Pte Limited	December 31, 2019	13.07.2012			30.00%							
48	PT Kanya Mining Solution (formerly known as PT Bumi Anugerah Semesta)	December 31, 2019	24.07.2013			30.00%							
49	PT Kiansing Inti Sejahtera (KIS)	December 31, 2019	22.11.2017			30.00%							
50	PT Bungo Bara Makmur (BBM)	December 31, 2019	22.11.2017			30.00%							
51	PT Dwikarya Sejahtera Utama	December 31, 2019	1.09.2018			30.00%							
52	PT Unsooco	December 31, 2019	1.09.2018			30.00%							
53	PT Barasentosa Lestari	December 31, 2019	1.09.2018			30.00%							
54	PT Duta Sarana Internusa	December 31, 2019	1.09.2018			30.00%							

1. # indicates the names of joint ventures/Associates which are yet to commence operations

\* Acquired during the year

\*\* Disposed off during the year

\*\*\* became subsidiary w.e.f. December 26, 2019 on account of acquisition of stake by Group.

\*including investment value of ₹ 13790 crore and share of loss of ₹ 29.10 crore accounted for using per equity method for investment made by step down subsidiary.

For and on behalf of the Board of Directors of  
GMR Infrastructure Limited

G M Rao  
Chairman  
DIN: 00574243

Saurabh Chawla  
Chief Financial Officer

Place: New Delhi  
Date: August 27, 2020

Grandhi Kiran Kumar  
Managing Director & CEO  
DIN: 00061669

Venkat Ramana Tangirala  
Company Secretary  
Membership number: A13979

**‘ANNEXURE B’ TO THE BOARD’S REPORT**  
**ANNUAL REPORT ON CORPORATE SOCIAL**  
**RESPONSIBILITY (CSR) ACTIVITIES**

- 1. A brief outline of the Company's CSR policy, including overview of projects or programs proposed to be undertaken and a reference to the web-link to the CSR policy and projects or programs.**

A brief outline of the Company's CSR policy is stated hereinbelow and the detailed CSR Policy is available at weblink: <https://investor.gmrgroup.in/policies>.

- 2. The Composition of the CSR Committee:**

Mr. R.S.S.L.N. Bhaskarudu	- Chairman (Independent Director)
Mr. B.V.N. Rao	- Member (Group Director)
Mr. G.B.S. Raju	- Member (Group Director)

- 3. Average net profit/ loss of the Company for last three financial years:**

Average net loss: ₹ 363 Crore

- 4. Prescribed CSR Expenditure (two per cent of the amount as in item 3 above):**

Not applicable in view of losses.

- 5. Details of CSR spent during the financial year:**

- (a) Total amount spent for the financial year:  
N.A.
- (b) Amount unspent, if any:  
N.A.
- (c) Manner in which the amount spent during the financial year is detailed below:  
N.A.

- 6. In case the Company has failed to spend the two per cent of the average net profit of the last three financial years or any part thereof, the Company shall provide the reasons for not spending the amount in its Board's report:**

N.A.

Due to non-availability of profits the Company was not required to spend any amount on CSR activities during the financial year 2019-20.

- 7. A responsibility statement of the CSR Committee that the implementation and monitoring of CSR Policy, is in compliance with CSR objectives and Policy of the Company:**

The implementation and monitoring of the CSR Policy is in compliance with CSR objectives and Policy of the Company.

R.S.S.L.N. Bhaskarudu  
Chairman, CSR Committee  
(DIN: 00058527)

Place: New Delhi  
Date: August 27,2020

Grandhi Kiran Kumar  
Managing Director  
(DIN: 00061669)

### Corporate Social Responsibility Policy

GMR Infrastructure Limited (**the Company**), a part of GMR Group has adopted the CSR Policy of GMR Group. GMR Group (the Group) recognizes that its business activities have wide impact on the societies in which it operates and therefore an effective practice is required giving due consideration to the interests of its stakeholders including shareholders, customers, employees, suppliers, business partners, local communities and other organizations.

The Company is driven by Group's vision to make a difference, specifically to society by contributing to the economic development of the country and improving the quality of life of the local communities. Towards this vision, the Company intends to support corporate social responsibility initiatives across the country through GMR Varalakshmi Foundation (**implementing partner**). The initiatives will be in the areas of education, health, hygiene, sanitation, empowerment, livelihood and community development.

#### CSR Policy for GMR Infrastructure Limited

In continuance to the community development initiatives being undertaken by the Company and in pursuance of the requirements of the Companies Act, 2013, the company as part of its CSR initiatives proposes to engage and work on the following areas (with a special focus to geographical locations in India where GMR infrastructure Limited has presence), herein after referred to as the CSR Policy:

- i) Education;
- ii) Health, Hygiene and Sanitation;
- iii) Empowerment & Livelihoods;
- iv) Community Development;
- v) Environmental sustainability;
- vi) Heritage and Culture;
- vii) Measures for the benefit of armed forces veterans, war widows and their dependents;
- viii) Training to promote rural sports, nationally recognized sports, Paralympic sports and Olympic sports;
- ix) Contribution to the Prime Minister's National Relief Fund or any other fund set up by the Central Government or the State Governments for socio-economic development and relief, and funds for the welfare of the Scheduled Castes, Scheduled Tribes, other backward classes, minorities and women;
- x) Contributions or funds provided to technology incubators located within academic institutions which are approved by the Central Government;
- xi) Other rural development projects;
- xii) Slum area development;

Such other activities included in Schedule VII of the Companies Act, 2013 as may be identified by CSR Committee from time to time, which are not expressly prohibited.

It may be noted that the above activities are indicative and are activities that the company may at any point of time engages but all such activities may not be taken up by the Company during the year. While the activities undertaken in pursuance of the CSR policy must be relatable to Schedule VII of the Companies Act 2013, the entries in the said Schedule VII must be interpreted liberally so as to capture the essence of the subjects enumerated in the said Schedule. The items enlisted in the amended Schedule VII of the Act, are broad-based and are intended to cover a wide range of activities.

**‘ANNEXURE C’ TO THE BOARD’S REPORT****Form No. MR-3****SECRETARIAL AUDIT REPORT**

[Pursuant to section 204(1) of the Companies Act, 2013 and Rule No.9 of the Companies  
(Appointment and Remuneration of Managerial Personnel) Rules, 2014]

**FOR THE FINANCIAL YEAR ENDED: 31.03.2020**

To,

The Members,

**GMR Infrastructure Limited**

Naman Centre, 7th Floor, Opp. Dena Bank,  
Plot No. C-31, G Block, Bandra Kurla Complex,  
Bandra (East), Mumbai 400 051, Maharashtra  
CIN: L45203MH1996PLC281138

We have conducted the secretarial audit of the compliance of applicable statutory provisions and the adherence to good corporate practices by GMR Infrastructure Limited (hereinafter called “the Company”). Secretarial Audit was conducted in a manner that provided us a reasonable basis for evaluating the corporate conducts/statutory compliances and expressing our opinion thereon.

Based on our verification of the Company’s books, papers, minute books, forms and returns filed and other records maintained by the Company, the information provided by the Company, its officers, agents and authorized representatives and during the conduct of secretarial audit, we hereby report that in our opinion, the Company has, during the financial year ended March 31, 2020 (the audit period) complied with the statutory provisions listed hereunder and also that the Company has proper Board-processes and compliance-mechanisms in place to the extent, in the manner and subject to the reporting made hereinafter:

We have examined the books, papers, minute books, forms and returns filed and other records maintained by the Company for the financial year ended March 31, 2020 according to the provisions of:

- (i) The Companies Act, 1956 to the extent applicable and the Companies Act, 2013 (the Act) and the rules made thereunder;
- (ii) The Securities Contracts (Regulation) Act, 1956 (‘SCRA’) and the rules made thereunder;
- (iii) The Depositories Act, 1996 and the Regulations and Bye-laws framed thereunder;
- (iv) Foreign Exchange Management Act, 1999 and the rules and regulations made thereunder to the extent of Foreign Direct Investment. There was no Overseas Direct Investment or External Commercial Borrowings during the audit period.
- (v) The following Regulations and Guidelines prescribed under the Securities and Exchange Board of India Act, 1992 (‘SEBI Act’):
  - (a) The Securities and Exchange Board of India (Listing Obligations and Disclosure Requirements) Regulations, 2015.
  - (b) The Securities and Exchange Board of India (Substantial) Acquisition of Shares and Takeovers) Regulations, 2011;
  - (c) The Securities and Exchange Board of India (Prohibition of Insider Trading) Regulations, 2015;
  - (d) The Securities and Exchange Board of India (Issue of Capital and Disclosure Requirements) Regulations, 2018;
  - (e) The Securities and Exchange Board of India (Share Based Employee Benefits) Regulations, 2014 (To the extent applicable during the audit period);
  - (f) The Securities and Exchange Board of India (Issue and Listing of Debt Securities) Regulations, 2008;
  - (g) The Securities and Exchange Board of India (Registrars to an Issue and Share Transfer Agents) Regulations, 1993 regarding the Companies Act and dealing with client;
  - (h) The Securities and Exchange Board of India (Delisting of Equity Shares) Regulations, 2009 (Not applicable to the Company during the audit period); and
  - (i) The Securities and Exchange Board of India (Buyback of Securities) Regulations, 2018; (Not applicable to the Company during the audit period);
- (vi) Other laws applicable specifically to the Company, namely:
  - (a) Building and other Construction Workers (Regulation of Employment And Conditions of Service) Act, 1996;

- (b) Building and other Construction Workers' Welfare Cess Act, 1996;
- (c) Contract Labor (Regulation and Abolition) Act, 1970 and the Rules thereunder; and
- (d) Inter State Migrant Workmen (Regulation of Employment & Conditions Of Service) Act, 1979.

We have also examined compliance with the applicable clauses of the following:

- (i) Secretarial Standards (SS-1) on meetings of the Board of Directors and Secretarial Standards (SS-2) on General Meetings issued by the Institute of Company Secretaries of India.
- (ii) Listing Agreements entered into by the Company with BSE Limited and National Stock Exchange of India Limited.

We have not examined compliance by the Company with applicable financial laws, such as direct and indirect tax laws, since the same have been subject to review by other designated professionals.

During the period under review the Company has complied with the provisions of the Act, Rules, Regulations, Guidelines, Standards, etc. mentioned above.

**We further report that:**

The Board of Directors of the Company is duly constituted with proper balance of Executive Directors, Non-Executive Directors and Independent Directors. The changes in the composition of the Board of Directors that took place during the period under review were carried out in compliance with the provisions of the Act.

Adequate notice is given to all directors to schedule the Board Meetings, agenda and detailed notes on agenda were sent at least seven days in advance, and a system exists for seeking and obtaining further information and clarifications on the agenda items before the meeting and for meaningful participation at the meeting.

As per the minutes of the meetings duly recorded and signed by the Chairman, the decisions of the Board were unanimous and no dissenting views have been recorded.

We further report that based on the statutory compliance certificates furnished by the Managing Director and Company Secretary and taken on record at various board meetings of the Company, there are adequate systems and processes in the Company commensurate with the size and operations of the Company to monitor and ensure compliance with other applicable laws, rules, regulations, standards and guidelines.

We further report that during the audit period, the Company has undertaken the following actions which are having major bearing on the Company's affairs in pursuance of the above referred laws, rules, regulations, standards, guidelines, etc.

1. Consent for composite scheme of arrangement and amalgamation of SJK Powergen Limited, GMR Power Corporation Limited, GMR Genco Assets Limited, GMR Kakinada Energy Private Limited, GMR Coastal Energy Private Limited with GMR Generation Assets Limited (GGAL), and capital reduction of GGAL.
2. Reissue of Four Optionally Convertible Debentures of face value of ₹ 57,41,97,685/- each to Doosan Power Systems India Private Limited.
3. Consent for reduction of paid up share capital of GMR Highways Ltd, a Wholly Owned Subsidiary of the company from ₹ 2053 Cr to ₹ 775 Cr.
4. Approval by Members for divestment by way of sale/transfer or otherwise dispose of the entire stake in GMR Kamalanga Energy Limited, a Stepdown material subsidiary of the company to JSW Energy Ltd.
5. Approval by Members to divest its equity shareholding either singly by itself or along with its subsidiaries / associates, upto 49% of the equity share capital on a fully diluted basis of GMR Airports Limited, a material subsidiary of the company and generally to charge/mortgage properties/ undertakings upto the limits previously approved by the shareholders vide resolution dated August 12, 2014.

**For V. Sreedharan and Associates**

Company Secretaries

**V. SREEDHARAN**

Partner

FCS.2347; CP.No.833

Place: Bengaluru

Date: July 22, 2020

**UDIN Number: FO02347B000487227**

This report is to be read with our letter of even date which is annexed as Annexure 1 and forms an integral part of this report.

To,

The Members

**GMR Infrastructure Limited**

Naman Centre, 7th Floor, Opp. Dena Bank,  
Plot No. C-31, G Block, Bandra Kurla Complex,  
Bandra (East), Mumbai 400 051. Maharashtra

Our report of even date is to be read along with this letter:

1. Maintenance of secretarial record is the responsibility of the management of the company. Our responsibility is to express an opinion on these secretarial records based on our audit.
2. We have followed the audit practices and processes as were appropriate to obtain reasonable assurance about the correctness of the contents of the Secretarial records. The verification was done on test basis to ensure that correct facts are reflected in secretarial records. We believe that the processes and practices, we followed provide a reasonable basis for our opinion.
3. We have not verified the correctness and appropriateness of financial records and Books of Accounts of the company.
4. Wherever required, we have obtained the Management representation about the compliance of laws, rules and regulations and happening of events etc.
5. The compliance of the provisions of Corporate and other applicable laws, rules, regulations, standards is the responsibility of management. Our examination was limited to the verification of procedures on test basis.
6. The Secretarial Audit report is neither an assurance as to the future viability of the company nor of the efficacy or effectiveness with which the management has conducted the affairs of the company.

**For V. Sreedharan and Associates**

Company Secretaries

**V. SREEDHARAN**

Partner

FCS.2347; CP.No.833

Place: Bengaluru

Date: July 22, 2020

**UDIN Number: F002347B000487227**

**‘ANNEXURE D’ TO THE BOARD’S REPORT**

**CONSERVATION OF ENERGY, TECHNOLOGY ABSORPTION AND FOREIGN EXCHANGE EARNINGS AND OUTGO**

[Section 134(3)(m) of The Companies Act, 2013 read with Rule 8(3) of The Companies (Accounts) Rules, 2014]

**(A) Conservation of energy:**

- (i) the steps taken or impact on conservation of energy:  
Since the Company is not engaged in any manufacturing activity, the particulars are not applicable.\*
- (ii) the steps taken by the company for utilising alternate sources of energy:  
Since the Company is not engaged in any manufacturing activity, the particulars are not applicable.\*
- (iii) the capital investment on energy conservation equipments:  
Since the Company is not engaged in any manufacturing activity, the particulars are not applicable.\*

**(B) Technology absorption:**

- (i) the efforts made towards technology absorption:  
Since the Company is not engaged in any manufacturing activity, the particulars are not applicable.\*
- (ii) the benefits derived like product improvement, cost reduction, product development or import substitution:  
Since the Company is not engaged in any manufacturing activity, the particulars are not applicable.\*
- (iii) in case of imported technology (imported during the last three years reckoned from the beginning of the financial year):
  - (a) the details of technology imported:  
Since the Company is not engaged in any manufacturing activity, the particulars are not applicable.\*
  - (b) the year of import:  
Since the Company is not engaged in any manufacturing activity, the particulars are not applicable.\*
  - (c) whether the technology been fully absorbed:  
Since the Company is not engaged in any manufacturing activity, the particulars are not applicable.\*
  - (d) if not fully absorbed, areas where absorption has not taken place, and the reasons thereof:  
Since the Company is not engaged in any manufacturing activity, the particulars are not applicable.\*
- (iv) the expenditure incurred on Research and Development:  
Since the Company is not engaged in any manufacturing activity, the particulars are not applicable.\*

\*However, various steps taken by the Group towards energy efficiency, utilizing alternative resources and technology absorption are covered under the Business Responsibility Report forming part of the Annual Report 2020.

**(C) Foreign exchange earnings and Outgo during the year :**

- (i) The Foreign Exchange earned in terms of actual inflows :-

(₹ in Crore)

Particulars	March 31, 2020	March 31, 2019
Interest / Miscellaneous income	1.35	27.33
Profit on sale of Investment (including exchange gain/loss and buy of back of shares)	Nil	1,027.80
Income from Management and other services / Management Consulting Services	0.72	Nil

- (ii) Foreign Exchange outgo in terms of actual outflows:

(₹ in Crore)

Particulars	March 31, 2020	March 31, 2019
Other Expenses	1.20	5.62



**‘ANNEXURE E’ TO THE BOARD’S REPORT****EXTRACT OF ANNUAL RETURN**

As on Financial Year ended 31.03.2020

**FORM NO. MGT-9****[Pursuant to Section 92(3) of the Companies Act, 2013 and Rule 12(1) of the Companies (Management and Administration) Rules, 2014]****I. Registration and other details:**

i)	CIN	L45203MH1996PLC281138
ii)	Registration Date	May 10, 1996
iii)	Name of the Company	GMR Infrastructure Limited
iv)	Category / Sub-category of the Company	Public Company Limited by Shares/ Non-Government Company
v)	Address of the Registered office and contact details	Naman Centre, 7 <sup>th</sup> Floor, Opp. Dena Bank, Plot No. C-31, G Block, Bandra Kurla Complex, Bandra (East), Mumbai - 400 051, Maharashtra. Phone: +91 022 4202 8000 Fax: +91 022 4202 8004 Website: www.gmrgroup.in E-mail: Gil.Cosecy@gmrgroup.in
vi)	Whether listed company Yes / No	Yes
vii)	Name, Address and Contact details of Registrar and Transfer Agent, if any	KFin Technologies Private Limited Unit: GMR Infrastructure Limited, KFintech, Tower - B, Plot No 31 & 32, Selenium Building, Gachibowli, Financial District, Nanakramguda, Hyderabad - 500032, Phone: +91 40 6716 2222, Fax:+91 40 2300 1153, Email ID: einward.ris@kfintech.com Contact Person: Mr. S. V. Raju, Deputy General Manager, Tel: +91 40 6716 2222, Email: raju.sv@kfintech.com

**II. Principal Business Activities of the Company:**

All the Business Activities contributing 10% or more of the total turnover of the Company shall be stated:

Name and Description of main products / services	NIC Code of the Product / service	% to total turnover of the company
Engineering, Procurement and Construction (EPC) [Handling of engineering, procurement and construction solutions in Infrastructure Sectors]	43900	69.83%
Others [Investment Activity and corporate support to various infrastructure SPVs]	66309	30.17%

**III. Particulars of holding, subsidiary and associate companies:**

Sl. No.	Name <sup>#</sup>	Address of the Company	CIN / GLN	Holding / Subsidiary / Associate <sup>€</sup>	Effective holding	Applicable Section
1.	GMR Enterprises Private Limited (GEPL)	Third Floor, Old No. 248/New No. 114 Royapettah High Road, Royapettah Chennai- 600014, Tamil Nadu	U74900TN2007PTC102389	Holding	-	Section 2(46)
2.	GMR Energy Limited (GEL)*	701, 7 <sup>th</sup> Floor, Naman Centre, Plot No. C-31, Bandra Kurla Complex, Bandra East, Mumbai, Bandra Suburban 400051 Maharashtra	U85110MH1996PLC274875	Subsidiary	51.73	Section 2(87)

Sl. No.	Name*	Address of the Company	CIN / GLN	Holding / Subsidiary / Associate €	Effective holding	Applicable Section
3.	GMR Power Corporation Limited (GPCL) <sup>§</sup>	701, 7 <sup>th</sup> Floor, Naman Centre, Plot No. C-31, Bandra Kurla Complex, Bandra East, Mumbai Suburban Maharashtra 400051	U40105MH1995PLC318311	Subsidiary	58.19	Section 2(87)
4.	GMR Vemagiri Power Generation Limited (GVPGL)*	No. 25/1, Skip House, Museum Road, Bangalore-560 025 Karnataka	U23201KA1997PLC032964	Subsidiary	51.73	Section 2(87)
5.	GMR (Badrinath) Hydro Power Generation Private Limited (GBHPL)*	House Property No. 9, Ganesh Vatika, GMS-ITBP Road, Dehradun-248001 Uttarakhand	U40101UR2006PTC031381	Subsidiary	51.73	Section 2(87)
6.	GMR Energy (Mauritius) Limited (GEML)*	Abax Corporate Services Limited, 6 <sup>th</sup> Floor, Tower A, 1 Cyber City, Ebene, Mauritius	-	Subsidiary	54.14	Section 2(87)
7.	GMR Lion Energy Limited (GLEL)*	SGG Corporate Services (Mauritius) Ltd, 33, Edith Cavell Street, Port Louis, 11324, Mauritius.	-	Subsidiary	54.14	Section 2(87)
8.	GMR Energy Trading Limited (GETL)	No. 25/1, Skip House, Museum Road, Bangalore - 560025 Karnataka	U31200KA2008PLC045104	Subsidiary	90.83	Section 2(87)
9.	GMR Consulting Services Limited (GCSL)*	No. 25/1, Skip House, Museum Road, Bangalore - 560025 Karnataka	U74200KA2008PLC045448	Subsidiary	51.73	Section 2(87)
10.	GMR Coastal Energy Private Limited (GCEPL) <sup>§</sup>	701, 7 <sup>th</sup> Floor, Naman Centre, Plot No. C-31, Bandra Kurla Complex, Bandra East, Mumbai Suburban Maharashtra 400051	U40101MH2008PTC317956	Subsidiary	100	Section 2(87)
11.	GMR Bajoli Holi Hydropower Private Limited (GBHHPL)*	GMR office, Village DEOL, PO HOLI Sub-Tehsil- Holi, Tehsil Bharmour Chamba Himachal Pradesh 176326	U40101HP2008PTC030971	Subsidiary	51	Section 2(87)
12.	GMR Londa Hydropower Private Limited (GLHPPL)	No. 25/1, Skip House, Museum Road, Bangalore - 560025 Karnataka	U40101KA2008PTC048190	Subsidiary	100	Section 2(87)
13.	GMR Kakinada Energy Private Limited (GKEPL) <sup>§</sup>	701, 7 <sup>th</sup> Floor, Naman Centre, Plot No. C-31, Bandra Kurla Complex, Bandra East, Mumbai Suburban Maharashtra 400051	U40101MH2009PTC318295	Subsidiary	100	Section 2(87)
14.	GMR Energy (Cyprus) Limited (GECL)	3, Themistocles Dervis Street, Julia House, CY - 1066, Nicosia, Cyprus	-	Subsidiary	100	Section 2(87)
15.	GMR Energy (Netherlands) B.V. (GENBV)	C/o- Zedra Management B.V. Schiphol Boulevard 359, 1118BJ Schiphol, The Netherlands	-	Subsidiary	100	Section 2(87)
16.	SJK Powergen Limited (SJK) <sup>§</sup>	701, 7 <sup>th</sup> Floor, Naman Centre, Plot No. C-31, Bandra Kurla Complex, Bandra East, Mumbai Suburban Maharashtra 400051	U40109MH1998PLC318313	Subsidiary	70	Section 2(87)
17.	GMR Warora Energy Limited (GWEL)* (Formerly EMCO Energy Limited)	701/704, 7 <sup>th</sup> Floor, Naman Centre A-Wing, BKC (Bandra Kurla Complex), Bandra Mumbai-400051, Maharashtra	U40100MH2005PLC155140	Subsidiary	51.73	Section 2(87)
18.	GMR Maharashtra Energy Limited (GMAEL)*	No. 25/1, Skip House, Museum Road, Bangalore - 560025 Karnataka	U40107KA2010PLC053789	Subsidiary	51.73	Section 2(87)

Sl. No.	Name#	Address of the Company	CIN / GLN	Holding / Subsidiary / Associate €	Effective holding	Applicable Section
19.	GMR Bundelkhand Energy Private Limited (GBEPL)*	No. 25/1, Skip House, Museum Road, Bangalore-560025 Karnataka	U40101KA2010PTC054124	Subsidiary	51.73	Section 2(87)
20.	GMR Rajam Solar Power Private Limited (GRSPPL)* (Formerly GMR Uttar Pradesh Energy Private Limited)	No. 25/1, Skip House, Museum Road, Bangalore - 560025 Karnataka	U40107KA2010PTC054125	Subsidiary	51.73	Section 2(87)
21.	GMR Genco Assets Limited (Formerly GMR Hosur Energy Limited (GGEAL) §	701, 7 <sup>th</sup> Floor, Naman Centre, Plot No. C-31, Bandra Kurla Complex, Bandra East, Mumbai Suburban Maharashtra 400051	U40109MH2010PLC318312	Subsidiary	100	Section 2(87)
22.	GMR Gujarat Solar Power Limited (GGSPPL)*	No. 25/1, Skip House, Museum Road, Bangalore - 560025 Karnataka	U40100KA2008PLC045783	Subsidiary	51.73	Section 2(87)
23.	Karnali Transmission Company Private Limited (KTCPL)*	Lalitpur District, Lalitpur Sub Metropolitan City Ward No. 10, Chukapat, P.Box 148, Lalitpur Nepal	-	Subsidiary	54.14	Section 2(87)
24.	GMR Indo-Nepal Energy Links Limited (GINELL)*	No. 25/1, Skip House, Museum Road, Bangalore - 560025 Karnataka	U40107KA2010PLC055826	Subsidiary	51.73	Section 2(87)
25.	GMR Indo-Nepal Power Corridors Limited (GINPCL)*	No. 25/1, Skip House, Museum Road, Bangalore - 560025 Karnataka	U40107KA2010PLC055843	Subsidiary	51.73	Section 2(87)
26.	GMR Generation Assets Limited (Formerly GMR Renewable Energy Limited) (GGAL)	701, 7 <sup>th</sup> Floor, Naman Centre, Plot No. C-31, Bandra Kurla Complex, Bandra East, Mumbai Bandra Sub Urban 400051 Maharashtra	U40104MH2010PLC282702	Subsidiary	100	Section 2(87)
27.	GMR Energy Projects (Mauritius) Limited (GEPML)	Abax Corporate Services Limited 6 <sup>th</sup> Floor, Tower A, 1 CyberCity, Ebene, Mauritius	-	Subsidiary	100	Section 2(87)
28.	GMR Infrastructure (Singapore) Pte Limited (GISPL)	33A Chander Road, Singapore 219539	-	Subsidiary	100	Section 2(87)
29.	GMR Coal Resources Pte Limited (GCRPL)	33A Chander Road, Singapore 219539	-	Subsidiary	100	Section 2(87)
30.	GMR Power Infra Limited (GPIL)	701, 7 <sup>th</sup> Floor, Naman Centre, Plot No. C-31, Bandra Kurla Complex, Bandra East, Mumbai Bandra Suburban 400051 Maharashtra	U40102MH2011PLC291663	Subsidiary	100	Section 2(87)
31.	GMR Highways Limited (GHL)	Naman Centre, 7 <sup>th</sup> Floor, Opp. Dena Bank, Plot No.C-3, G Block, Bandra Kurla Complex, Bandra (East) Mumbai - 400051 Maharashtra	U45203MH2006PLC287171	Subsidiary	100	Section 2(87)

Sl. No.	Name*	Address of the Company	CIN / GLN	Holding / Subsidiary / Associate €	Effective holding	Applicable Section
32.	GMR Tambaram Tindivanam Expressways Limited (GTTEL)	Naman Centre, 7 <sup>th</sup> Floor, Opp. Dena Bank, Plot No. C-31, G Block, Bandra Kurla Complex, Bandra (East) Mumbai - 400051 Maharashtra	U45203MH2001PLC339335	Subsidiary	88.71	Section 2(87)
33.	GMR Tuni-Anakapalli Expressways Limited (GTAEI)	Naman Centre, 7 <sup>th</sup> Floor, Opp. Dena Bank, Plot No.C-31, G Block, Bandra Kurla Complex, Bandra (East) Mumbai - 400051 Maharashtra	U45203MH2001PLC339776	Subsidiary	88.71	Section 2(87)
34.	GMR Ambala-Chandigarh Expressways Private Limited (GACEPL)	No. 25/1, Skip House, Museum Road, Bangalore - 560025 Karnataka	U45203KA2005PTC036773	Subsidiary	88.53	Section 2(87)
35.	GMR Pochanpalli Expressways Limited (GPEL)	No. 25/1, Skip House, Museum Road, Bangalore - 560025 Karnataka	U45200KA2005PLC049327	Subsidiary	99.82	Section 2(87)
36.	GMR Hyderabad Vijayawada Expressways Private Limited (GHVEPL)	No. 25/1, Skip House, Museum Road, Bangalore - 560025 Karnataka	U45201KA2009PTC050109	Subsidiary	99.83	Section 2(87)
37.	GMR Chennai Outer Ring Road Private Limited (GCCRPL)	No. 25/1, Skip House, Museum Road, Bangalore - 560025 Karnataka	U45203KA2009PTC050441	Subsidiary	85.17	Section 2(87)
38.	GMR Hyderabad International Airport Limited (GHIAL)	GMR Aero Towers, Rajiv Gandhi International Airport, Shamshabad, Hyderabad - 500108, Telangana, India	U62100TG2002PLC040118	Subsidiary	47.26	Section 2(87)
39.	Gateways for India Airports Private Limited (GFIAL)	6-3-866/1/G/3, Opp. Greenlands, Begumpet, Hyderabad - 500016 Telangana, India	U62100TG2005PTC045123	Subsidiary	86.49	Section 2(87)
40.	GMR Aerostructure Services Limited (Formerly GMR Hyderabad Airport Resource Management Limited) (GASL)	GMR HIAL Airport Office Rajiv Gandhi International Airport, Shamshabad, Hyderabad - 500108 Telangana	U74900TG2007PLC054821	Subsidiary	100	Section 2(87)
41.	GMR Hyderabad Aerotropolis Limited (GHAL)	GMR Aero Towers, Rajiv Gandhi International Airport, Shamshabad, Rangareddi, Hyderabad - 500108 Telangana	U45400TG2007PLC054827	Subsidiary	47.26	Section 2(87)
42.	GMR Hyderabad Aviation SEZ Limited (GHASL)	GMR Aero Towers, Rajiv Gandhi International Airport, Shamshabad, Rangareddi, Hyderabad - 500108 Telangana	U45209TG2007PLC056527	Subsidiary	47.26	Section 2(87)
43.	GMR Air Cargo and Aerospace Engineering Limited (formerly GMR Aerospace Engineering Limited)	Plot No.1, GMR Hyderabad Aviation SEZ Limited, Rajiv Gandhi International Airport, Shamshabad, Rangareddi Hyderabad - 500108 Telangana	U45201TG2008PLC067141	Subsidiary	47.26	Section 2(87)
44.	GMR Aero Technic Limited (GATL)	GMR Aero Towers, Rajiv Gandhi International Airport, Shamshabad, Hyderabad - 500108, Telangana, India	U35122TG2010PLC070489	Subsidiary	47.26	Section 2(87)

Sl. No.	Name#	Address of the Company	CIN / GLN	Holding / Subsidiary / Associate €	Effective holding	Applicable Section
45.	GMR Airport Developers Limited (GADL)	GMR HIAL Airport Office Rajiv Gandhi International Airport, Shamshabad, Hyderabad - 500108 Telangana	U62200TG2008PLC059646	Subsidiary	75.01	Section 2(87)
46.	GADL International Limited (GADLIL)	PO Box 95, 2a Lord Street, Douglas , Isle of Man, IM99 1 HP	-	Subsidiary	75.01	Section 2(87)
47.	GADL (Mauritius) Limited (GADLML)	Abax Corporate Services Ltd 6 <sup>th</sup> Floor, Tower A, 1cyber city, Ebene, Mauritius	-	Subsidiary	75.01	Section 2(87)
48.	GMR Hospitality and Retail Limited (GHRL) (formerly GMR Hotels and Resorts Limited)	GMR Aero Towers Rajiv Gandhi International Airport, Shamshabad Hyderabad 500108 Telangana, India	U52100TG2008PLC060866	Subsidiary	47.26	Section 2(87)
49.	GMR Hyderabad Airport Power Distribution Limited (GHAPDL)	4th Floor, GMR Aero Towers, Rajiv Gandhi International Airport, Shamshabad, Hyderabad - 500108 Telangana, India	U40108TG2012PLC083190	Subsidiary	47.26	Section 2(87)
50.	Delhi International Airport Limited (DIAL) (Formerly Delhi International Airport Private Limited)	New Udaan Bhawan, Opp.Terminal-3 Indira Gandhi International Airport, New Delhi - 110037	U63033DL2006PLC146936	Subsidiary	48.01	Section 2(87)
51.	Delhi Aerotropolis Private Limited (DAPL)	New Udaan Bhawan, Opp.Terminal-3 Indira Gandhi International Airport, New Delhi - 110037	U45400DL2007PTC163751	Subsidiary	48.01	Section 2(87)
52.	Delhi Airport Parking Services Private Limited (DAPSL)	6 <sup>th</sup> Floor, Multi Level Car Parking, Terminal-3, Indira Gandhi International Airport, New Delhi-110037	U63030DL2010PTC198985	Subsidiary	54.04	Section 2(87)
53.	GMR Airports Limited (GAL)	No. 25/1, Skip House, Museum Road, Bangalore - 560025 Karnataka	U65999KA1992PLC037455	Subsidiary	75.01	Section 2(87)
54.	GMR Malé International Airport Private Limited (GMIAL)	H.Hulhugali, 1st Floor, Kalhuhuraa Magu, K. Malé, Maldives	-	Subsidiary	76.87	Section 2(87)
55.	GMR Airports (Mauritius) Limited (GAML)	Abax Corporate Services Ltd, 6 <sup>th</sup> Floor, Tower A, 1 CyberCity, Ebene, Mauritius	-	Subsidiary	75.01	Section 2(87)
56.	GMR Aviation Private Limited (GAPL)	Room No. 10, Ground Floor, Terminal 1D Indira Gandhi International Airport New Delhi - 110037	U62200DL2006PTC322498	Subsidiary	100	Section 2(87)
57.	GMR Krishnagiri SIR Limited (GKSIR)	"Prashanthi Building", 3 <sup>rd</sup> Floor, New No. 114, Royapettah High Road, Royapettah, Chennai- 600014 Tamil Nadu	U45209TN2007PLC064863	Subsidiary	100	Section 2(87)
58.	Advika Properties Private Limited (APPL)	Plot No. 59, VG Towers, Near EB Office, Rayakottai Main Road, Hosur - 635109, Krishnagiri District, Tamil Nadu	U70102TZ2008PTC021691	Subsidiary	100	Section 2(87)
59.	Aklima Properties Private Limited (AKPPL)	Plot No. 59, VG Towers, Near EB Office, Rayakottai Main Road, Hosur - 635109, Krishnagiri District, Tamil Nadu	U70101TZ2008PTC022217	Subsidiary	100	Section 2(87)

Sl. No.	Name*	Address of the Company	CIN / GLN	Holding / Subsidiary / Associate €	Effective holding	Applicable Section
60.	Amartya Properties Private Limited (AMPPL)	Plot No. 59, VG Towers, Near EB Office, Rayakottai Main Road, Hosur - 635109, Krishnagiri District, Tamil Nadu	U70101TZ2008PTC022242	Subsidiary	100	Section 2(87)
61.	Baruni Properties Private Limited (BPPL)	Plot No. 59, VG Towers, Near EB Office, Rayakottai Main Road, Hosur - 635109, Krishnagiri District, Tamil Nadu	U45206TZ2008PTC021787	Subsidiary	100	Section 2(87)
62.	Bougainvillea Properties Private Limited (BOPPL)	Plot No. 59, VG Towers, Near EB Office, Rayakottai Main Road, Hosur - 635109, Krishnagiri District, Tamil Nadu	U45201TZ2008PTC021770	Subsidiary	100	Section 2(87)
63.	Camelia Properties Private Limited (CPPL)	Plot No. 59, VG Towers, Near EB Office, Rayakottai Main Road, Hosur - 635109, Krishnagiri District, Tamil Nadu	U70102TZ2008PTC021850	Subsidiary	100	Section 2(87)
64.	Deepesh Properties Private Limited (DPPL)	Plot No. 59, VG Towers, Near EB Office, Rayakottai Main Road, Hosur - 635109, Krishnagiri District, Tamil Nadu	U70102TZ2010PTC021792	Subsidiary	100	Section 2(87)
65.	Eila Properties Private Limited (EPPL)	Plot No. 59, VG Towers, Near EB Office, Rayakottai Main Road, HOSUR Krishnagiri-635109 Tamil Nadu	U45203TZ2008PTC028473	Subsidiary	100	Section 2(87)
66.	Gerbera Properties Private Limited (GPL)	Plot No. 59, VG Towers, Near EB Office, Rayakottai Main Road, Hosur - 635109, Krishnagiri District, Tamil Nadu	U70101TZ2008PTC021802	Subsidiary	100	Section 2(87)
67.	Lakshmi Priya Properties Private Limited (LPPPL)	Plot No. 59, VG Towers, Near EB Office, Rayakottai Main Road, Hosur Krishnagiri-635109 Tamil Nadu	U45200TZ2008PTC028181	Subsidiary	100	Section 2(87)
68.	Honeysuckle Properties Private Limited (HPPL)	Plot No. 59, VG Towers, Near EB Office, Rayakottai Main Road, Hosur - 635109, Krishnagiri District, Tamil Nadu	U45201TZ2008PTC021847	Subsidiary	100	Section 2(87)
69.	Idika Properties Private Limited (IPPL)	Plot No. 59, VG Towers, Near EB Office, Rayakottai Main Road, Hosur - 635109, Krishnagiri District, Tamil Nadu	U70101TZ2008PTC022222	Subsidiary	100	Section 2(87)
70.	Krishnapriya Properties Private Limited (KPPL)	Plot No. 59, VG Towers, Near EB Office, Rayakottai Main Road, Hosur - 635109, Krishnagiri District, Tamil Nadu Krishnagiri District, Tamil Nadu	U70102TZ2007PTC021855	Subsidiary	100	Section 2(87)
71.	Larkspur Properties Private Limited (LPPL)	Plot No. 59, VG Towers, Near EB Office, Rayakottai Main Road, Hosur - 635109, Krishnagiri District, Tamil Nadu	U45200TZ2008PTC021848	Subsidiary	100	Section 2(87)
72.	Nadira Properties Private Limited (NPPL)	Plot No. 59, VG Towers, Near EB Office, Rayakottai Main Road, Hosur - 635109, Krishnagiri District, Tamil Nadu	U70109TZ2008PTC022221	Subsidiary	100	Section 2(87)
73.	Padmapriya Properties Private Limited (PAPPL)	Plot No. 59, VG Towers, Near EB Office, Rayakottai Main Road, Hosur - 635109, Krishnagiri District, Tamil Nadu	U70101TZ2010PTC021798	Subsidiary	100	Section 2(87)
74.	Prakalpa Properties Private Limited (PPPL)	Plot No. 59, VG Towers, Near EB Office, Rayakottai Main Road, Hosur - 635109, Krishnagiri District, Tamil Nadu	U70109TZ2008PTC022241	Subsidiary	100	Section 2(87)

Sl. No.	Name#	Address of the Company	CIN / GLN	Holding / Subsidiary / Associate €	Effective holding	Applicable Section
75.	Purnachandra Properties Private Limited (PUPPL)	Plot No. 59, VG Towers, Near EB Office, Rayakottai Main Road, Hosur - 635109, Krishnagiri District, Tamil Nadu	U70102TZ2007PTC021856	Subsidiary	100	Section 2(87)
76.	Shreyadita Properties Private Limited (SPPL)	Plot No. 59, VG Towers, Near EB Office, Rayakottai Main Road, Hosur - 635109, Krishnagiri District, Tamil Nadu	U70109TZ2008PTC021853	Subsidiary	100	Section 2(87)
77.	Pranesh Properties Private Limited (PRPPL)	Plot No. 59, VG Towers, Near EB Office, Rayakottai Main Road, Hosur - 635109, Krishnagiri District, Tamil Nadu	U70102TZ2011PTC021849	Subsidiary	100	Section 2(87)
78.	Sreepa Properties Private Limited (SRPPL)	Plot No. 59, VG Towers, Near EB Office, Rayakottai Main Road, Hosur - 635109, Krishnagiri District, Tamil Nadu	U70102TZ2007PTC021852	Subsidiary	100	Section 2(87)
79.	Radhapriya Properties Private Limited (RPPL)	Plot No. 59, VG Towers, Near EB Office, Rayakottai Main Road, Hosur - 635109, Krishnagiri District, Tamil Nadu	U70102TZ2011PTC021854	Subsidiary	100	Section 2(87)
80.	Asteria Real Estates Private Limited (AREPL)	Plot No. 59, VG Towers, Near EB Office, Rayakottai Main Road, Hosur - 635109, Krishnagiri District, Tamil Nadu	U45200TZ2008PTC021712	Subsidiary	100	Section 2(87)
81.	Lantana Properties Private Limited (Formerly GMR Hosur Industrial City Private Limited) (LPPL)	Plot No. 59, VG Towers, Near EB Office, Rayakottai Main Road, Hosur - 635109, Krishnagiri District, Tamil Nadu	U74120TZ2012PTC021851	Subsidiary	100	Section 2(87)
82.	Namitha Real Estates Private Limited (NREPL)	Skip House, No. 25/1, Museum Road Bangalore- 560025 Karnataka	U70102KA2008PTC047823	Subsidiary	100	Section 2(87)
83.	Honey Flower Estates Private Limited (HFEPL)	No. 25/1, Skip House, Museum Road, Bangalore - 560025 Karnataka	U70100KA2003PTC032917	Subsidiary	100	Section 2(87)
84.	GMR SEZ & Port Holdings Limited (GSPHL)	7 <sup>th</sup> Floor, 701, Naman Center Bandra Kurla Complex, Plot No 31, Bandra East Mumbai Bandra Suburban- 400051 Maharashtra	U74900MH2008PLC274347	Subsidiary	100	Section 2(87)
85.	Suzone Properties Private Limited (SUPPL)	No. 25/1, Skip House, Museum Road, Bangalore - 560025 Karnataka	U70200KA2011PTC059294	Subsidiary	100	Section 2(87)
86.	GMR Utilities Private Limited (GUPL)	No. 25/1, Skip House, Museum Road, Bangalore - 560025, Karnataka	U41000KA2014PTC076930	Subsidiary	100	Section 2(87)
87.	Lilliam Properties Private Limited (LPPL)	No. 25/1, Skip House, Museum Road, Bangalore - 560025 Karnataka	U70100KA2012PTC065861	Subsidiary	100	Section 2(87)
88.	GMR Corporate Affairs Private Limited (GCAPL)	No. 25/1, Skip House, Museum Road, Bangalore - 560025 Karnataka	U74999KA2006PTC041279	Subsidiary	100	Section 2(87)
89.	Dhruvi Securities Private Limited (DSPL)	No. 25/1, Skip House, Museum Road, Bangalore - 560025 Karnataka	U65900KA2007PTC050828	Subsidiary	100	Section 2(87)
90.	Kakinada SEZ Limited (KSL)	4th Floor, GMR Aero Towers Rajiv Gandhi International Airport Shamshabad, Hyderabad - 500108, Telangana	U45200TG2003PLC041961	Subsidiary	51	Section 2(87)
91.	GMR Business Process and Services Private Limited (GBPSPL)	No. 25/1, Skip House, Museum Road, Bangalore - 560025 Karnataka	U74900KA2011PTC060052	Subsidiary	100	Section 2(87)

Sl. No.	Name*	Address of the Company	CIN / GLN	Holding / Subsidiary / Associate €	Effective holding	Applicable Section
92.	GMR Infrastructure (Mauritius) Limited (GIML)	Abax Corporate Services Limited, 6 <sup>th</sup> Floor, Tower A, 1, Cyber City, Ebane, Mauritius	-	Subsidiary	100	Section 2(87)
93.	GMR Infrastructure (Cyprus) Limited (GICL)	Julia House, 3, Themistokli Dervis Street, C.Y1066, Nicosia, Cyprus	-	Subsidiary	100	Section 2(87)
94.	GMR Infrastructure Overseas Limited (GIOL)	Level 2 West, Mercury Tower, The Exchange Financial and Business Centre, Elia Zammit Street, St Julian's STJ 3155, Malta	-	Subsidiary	100	Section 2(87)
95.	GMR Infrastructure (UK) Limited (GIUL)	C/o. Paper Chase Business Services Ltd, The Courtyard, 14A Sydenham Road, Croydon, CR0 2EE	-	Subsidiary	100	Section 2(87)
96.	GMR Infrastructure (Global) Limited (GIGL)	P O Box 95, 2a Lord Street, Douglas, Isle of Man, IM99, IHP	-	Subsidiary	100	Section 2(87)
97.	GMR Energy (Global) Limited (G EGL)	P O Box 95, 2a Lord Street, Douglas, Isle of Man, IM99, IHP	-	Subsidiary	100	Section 2(87)
98.	GMR Infrastructure (Overseas) Limited (GIOL)	Abax Corporate Services Limited, 6 <sup>th</sup> Floor, Tower A, 1 Cyber City, Ebene, Mauritius	-	Subsidiary	100	Section 2(87)
99.	Raxa Security Services Limited ('Raxa' or 'RSSL')	25/1, Skip House Museum Road Bangalore-560025 Karnataka	U74920KA2005PLC036865	Subsidiary	100	Section 2(87)
100.	Indo Tausch Trading DMCC (ITTD)	Unit no. 30-01-1479, Jewellery & Gemplex3	-	Subsidiary	100	Section 2(87)
101.	Kakinada Gateway Port Limited (KGPL)	D No. 70-14-15/6, Road No 6, Siddhartha Nagar, Kakinada, East Godavari-533003, Andhra Pradesh	U45400AP2016PLC103636	Subsidiary	51	Section 2(87)
102.	GMR Goa International Airport Limited (GGIAL)	Survey No. 381/3, Mathura One, 1st Floor, NH-17, Porvorim, North Goa, Goa - 403501	U63030GA2016PLC013017	Subsidiary	75.01	Section 2(87)
103.	GMR Infra Developers Limited (GIDL)	Naman Centre, 7 <sup>th</sup> Floor G Block, Bandra Kurla Complex Bandra (East), Mumbai-400051 Maharashtra	U74999MH2017PLC291718	Subsidiary	100	Section 2(87)
104.	GMR Kamalanga Energy Limited (GKEL)*	No. 25/1, Skip House, Museum Road, Bangalore - 560025 Karnataka	U40101KA2007PLC044809	Subsidiary	45.22	Section 2(87)
105.	Delhi Duty Free Services Private Limited (DDFS)*	Building No. 301, Ground Floor, Opp. Terminal 3, Indira Gandhi International Airport, New Delhi-110037	U52599DL2009PTC191963	Subsidiary	36.73	Section 2(87)
106.	GMR Upper Karnali Hydropower Limited (GUKPL)*	Lalitpur District, Lalitpur, Sub-Metropolitan City, Ward No. 10, Chakupat, Nepal	-	Subsidiary	39.52	Section 2(87)
107.	GMR Logistics Park Private Limited (GLPPL)**	GMR Aero Towers Rajiv Gandhi International Airport, Shamshabad, Rangareddi Hyderabad 500 108 Telangana, India	U70109TG2018PTC129207	Subsidiary	47.26	Section 2(87)
108.	GMR Airport International B.V. (GAIBV)	Strawinskylaan 1143, 1077XX Amsterdam Netherland	-	Subsidiary	75.01	Section 2(87)
109.	GMR Mining & Energy Private Limited (GMEL)	No. 25/1, Skip House, Museum Road, Bangalore - 560025 Karnataka	U13100KA2005PTC037308	Subsidiary	100	Section 2(87)



Sl. No.	Name#	Address of the Company	CIN / GLN	Holding / Subsidiary / Associate €	Effective holding	Applicable Section
110.	GMR Kannur Duty Free Services Limited	TPW-II/398, First Floor RK Complex, Yogasala Road Kannur - 670002	U74999KL2019PLC060429	Subsidiary	75.01	Section 2(87)
111.	GMR Nagpur International Airport Limited	1st Floor, Old Terminal Building Dr. Babasaheb Ambedkar International Airport Nagpur - 440005	U63090PN2019PLC186235	Subsidiary	75.01	Section 2(87)
112.	GMR Power and Urban Infra Limited (GPUIL)	Naman Center 7 <sup>th</sup> Floor, Opp. Dena Bank, Plot No.C-31 G Block,Bandra Kurla Complex Mumbai-400051	U45400MH2019PLC325541	Subsidiary	100	Section 2(87)
113.	GMR Airports Greece Single Member SA			Subsidiary	75.01	Section 2(87)
114.	GMR Airports Singapore Pte. Ltd.			Subsidiary	75.01	Section 2(87)
115.	GMR Rajahmundry Energy Limited (GREL)*	No. 25/1, Skip House, Museum Road, Bangalore - 560025 Karnataka	U40107KA2009PLC051643	Associate	45	Section 2(6)
116.	GMR Megawide Cebu Airport Corporation (GMCAC)	MCIA passenger terminal building, Airport terminal, Lapu-Lapu city, Cebu, Philippines	-	Associate	40	Section 2(6)
117.	Travel Food Services (Delhi Terminal 3) Private Limited (TF SPL)	New Udaan Bhawan, Opp. Terminal 3, IGI Airport, New Delhi-110037	U55101DL2009PTC196639	Associate	19.2	Section 2(6)
118.	Laqshya Hyderabad Airport Media Private Limited (LHAMPL)	Jaganlaxmi, Laqshya House, Next to Rameshwar Temple, Saraswati Baug, Society Road, Jogeshwari (East), Mumbai-400060 Maharashtra	U74300MH2007PTC176612	Associate	23.16	Section 2(6)
119.	Delhi Aviation Services Private Limited (DASPL)	New Udaan Bhawan, Opp. Terminal 3 Indira Gandhi International Airport New Delhi-110037	U24233DL2007PTC165308	Associate	24.01	Section 2(6)
120.	TIM Delhi Airport Advertising Private Limited (TIMDAA)	Building No 301, 1st Floor, Wing B, New Udaan Bhawan, Opp. ATS Complex, Terminal-3, IGI Airport, New Delhi 110037	U74999DL2010PTC203419	Associate	23.96	Section 2(6)
121.	Rampia Coal Mine and Energy Private Limited (RCMEPL)^	Plot No. 43, BDA Colony, Gangadhar Meher Marg Jayadev Vihar, Bhubaneswar Khordha 751013	U10101OR2008PTC009827	Associate	9	Section 2(6)
122.	PT Golden Energy Mines Tbk (PTGEMS)	Sinar Mas Land Plaza, Tower II, 6 <sup>th</sup> Floor, JL. MH Thamrin No. 51, Jakarta Pusat / Central Jakarta	-	Associate	30	Section 2(6)
123.	PT Roundhill Capital Indonesia (RCI)	Sinar Mas Land Plaza, Tower II, 7 <sup>th</sup> Floor, JL. MH Thamrin No. 51, Jakarta Pusat / Central Jakarta	-	Associate	29.7	Section 2(6)
124.	PT Borneo Indobara (BIB)	Sinar Mas Land Plaza, Tower II, 7 <sup>th</sup> Floor, JL. MH Thamrin No. 51, Jakarta Pusat / Central Jakarta	-	Associate	29.43	Section 2(6)
125.	PT Kuansing Inti Makmur (KIM)	Desa Tanjung Belit, Jujuhan Kabupaten, Bungo, Jambi	-	Associate	30	Section 2(6)
126.	PT Karya Cemerlang Persada (KCP)	Desa Tanjung Belit, Jujuhan Kabupaten, Bungo, Jambi	-	Associate	30	Section 2(6)

Sl. No.	Name*	Address of the Company	CIN / GLN	Holding / Subsidiary / Associate €	Effective holding	Applicable Section
127.	PT Bungo Bara Utama (BBU)	JL Rangkayo Hitam RT/RW: 014/005, Kel. BungoTimur, Kec. Pasar Muara Bungo, Kabupaten Bungo, Jambi	-	Associate	30	Section 2(6)
128.	PT Bara Harmonis Batang Asam (BHBA)	Desa Ujung Tanjung, Jujuhan Kabupaten, Bungo, Jambi	-	Associate	30	Section 2(6)
129.	PT Berkat Nusantara Permai (BNP)	Desa Tanjung Belit, Jujuhan Kabupaten, Bungo, Jambi	-	Associate	30	Section 2(6)
130.	PT Tanjung Belit Bara Utama (TBBU)	JL Rangkayo Hitam RT/RW: 014/005, Muara Bungo, Kabupaten Bungo, Jambi	-	Associate	30	Section 2(6)
131.	PT Trisula Kencana Sakti (TKS)	Jln. Panti Ajar RT 06RW13 No. 63, KEL. Lanjas, Kec. Teweh Tengah, Kab. Barito, Utara, Muara Teweh, Kalimantan Tengah / Central of Kalimantan	-	Associate	21	Section 2(6)
132.	GEMS Trading Resources Pte Limited (GEMSCR) (Formerly GEMS Coal Resources Pte Limited)	One Raffles Place # 28-02, Tower 1, Singapore	-	Associate	30	Section 2(6)
133.	PT Karya Mining Solution (KMS) (Formerly PT Bumi Anugerah Semesta)	Sinar Mas Land Plaza, Tower II, 6 <sup>th</sup> Floor, JL MH Thamrin No. 51, Jakarta Pusat / Central Jakarta	-	Associate	30	Section 2(6)
134.	Delhi Aviation Fuel Facility Private Limited (DAFF)	Aviation Fuelling Station, Shahbad Mohammad Pur, IGI Airport, New Delhi-110061	U74999DL2009PTC193079	Associate	12.48	Section 2(6)
135.	Celebi Delhi Cargo Terminal Management India Private Limited (CDCTM)	Room No. CE-05, First Floor, Import Building 2, International Cargo Terminal, IGI Airport, New Delhi- 110037	U74900DL2009FTC191359	Associate	12.48	Section 2(6)
136.	Limak GMR Construction JV (CJV)	Istanbul, Sabiha Gokcen Havaalani, Pendik, Istanbul, Turkey	-	Associate	50	Section 2(6)
137.	PT Gems Energy Indonesia(Gems Energy)	Sinar Mas Land Plaza, Tower II, 6 <sup>th</sup> Floor, JL MH Thamrin No. 51, Jakarta Pusat / Central Jakarta	-	Associate	30	Section 2(6)
138.	Megawide - GISPL Construction Joint Venture (MGCJV)	20 N Domingo Street Brgy. Valencia, Quezon CityPhilippines	-	Associate	45	Section 2(6)
139.	PT Era Mitra Selaras (EMS)	Sinar Mas Land Plaza, Tower II, 6 <sup>th</sup> Floor, JL MH Thamrin No. 51, Jakarta Pusat / Central Jakarta	-	Associate	30	Section 2(6)
140.	PT Wahana Rimba (WRL)	Sinar Mas Land Plaza, Tower II, 6 <sup>th</sup> Floor, JL MH Thamrin No. 51, Jakarta Pusat / Central Jakarta	-	Associate	30	Section 2(6)
141.	PT Berkat Satria Abadi (BSA)	Sinar Mas Land Plaza, Tower II, 6 <sup>th</sup> Floor, JL MH Thamrin No. 51, Jakarta Pusat / Central Jakarta	-	Associate	30	Section 2(6)

Sl. No.	Name#	Address of the Company	CIN / GLN	Holding / Subsidiary / Associate €	Effective holding	Applicable Section
142.	PT Kuansing Intis Sejahtera (KIS)	Muara Bungo, Jambi	-	Associate	30	Section 2(6)
143.	PT Bungo Bara Makmur (BBM)	Muara Bungo, Jambi	-	Associate	30	Section 2(6)
144.	PT Dwikarya Sejati Utama	Sinar Mas Land Plaza, Tower II, 6 <sup>th</sup> Floor, JL MH Thamrin No. 51, Jakarta Pusat / Central Jakarta	-	Associate	29.97	Section 2(6)
145.	PT UNSOCO	Sinar Mas Land Plaza, Tower II, 6 <sup>th</sup> Floor, JL MH Thamrin No. 51, Jakarta Pusat / Central Jakarta	-	Associate	29.70	Section 2(6)
146.	PT DUTA Sarana Internusa (melalui DSU)	Sinar Mas Land Plaza, Tower II, 6 <sup>th</sup> Floor, JL MH Thamrin No. 51, Jakarta Pusat / Central Jakarta	-	Associate	29.97	Section 2(6)
147.	PT Barasentosa Lestari (melalui DSI dan UNSOCO)	Sinar Mas Land Plaza, Tower II, 6 <sup>th</sup> Floor, JL MH Thamrin No. 51, Jakarta Pusat / Central Jakarta	-	Associate	28.49	Section 2(6)
148.	Heraklion Crete International Airport Societe Anonyme (Crete)	26 Ikarou Ave. Heraklion, Crete P.O. 71307 Greece	-	Associate	16.23	Section 2(6)
149.	DIGI Yatra Foundation (DIGI)	I.A.A Niamar T/Center, IGI Airport, New Delhi 110037	U63030DL2019NPL346327	Associate	17.65	Section 2(6)
150.	Mactan Travel Retail Group Co. (MTRGC)	Mactan Cebu International Airport, Airport Road, Ibo, Lapu-Lapu City (Opon), Region VII, Cebu, Philippines	-	Associate	22.92	Section 2(6)
151.	SSP-Mactan Cebu Corporation (SMCC)	Mactan Cebu International Airport, Airport Road, Ibo, Lapu-Lapu City (Opon), Region VII, Cebu, Philippines	-	Associate	23.54	Section 2(6)
152.	GMR Tenaga Operations and Maintenance Private Limited (GTOMPL)	UG 71, Som Dutt, Chamber -II 9, Bhikaji Cama Place, Delhi, South west Delhi -110066	U74999DL2018PTC332161	Associate	25.87	Section 2(6)
153.	Megawide GMR Construction JV, INC (MGCV Clark)	7080 Cabangbang ST. Clark Civil AviationCmplx. Balibago, CFZ Angeles City, Pampanga	-	Associate	45	Section 2(6)

£ Associate includes Joint Ventures.

\* assessed as Jointly Controlled Entities for the purpose of Indian Accounting Standards.

# does not include Company limited by guarantee.

\*\* Pursuant to the Subscription Agreement and Shareholders' Agreement dated January 08, 2020 executed by and amongst GMR Logistics Park Private Limited (GLPPL), GMR Hyderabad Aerotropolis Limited (GHAL) and ESR Hyderabad 1 Pte. Limited, Singapore (ESR), GLPPL allotted equity shares to ESR and GHAL on private placement basis on April 16, 2020, resulting in the percentage of shareholding of ESR and GHAL in GLPPL at 70 and 30 respectively. Consequent to the said allotment, GLPPL ceased to be the Subsidiary of GHAL and GHAL's holding companies with effect from April 16, 2020.

\$ Pursuant to an order of National Company Law Tribunal (NCLT), Mumbai, confirming the composite scheme of Arrangement, SJK Powergen Limited (SJK), GMR Power Corporation Limited (GPCL), GMR GENCO Assets Limited (GGASL), GMR Kakinada Energy Private Limited (GKEPL), GMR Coastal Energy Private Limited (GCEPL) merged with GMR Generation Assets Limited (GGAL) with effect from April 3, 2020. Accordingly, SJK, GPCL, GGASL, GKEPL and GCEPL ceased to be subsidiaries of the Company.

^ Under Process of Striking Off

**IV. Shareholding Pattern (Equity Share Capital Breakup as percentage of Total Equity):**
**i) Category-wise Shareholding**

Category of Shareholders	No. of Shares held at the beginning of the year				No. of Shares held at the end of the year				% Change during the year (rounded off)
	Demat	Physical	Total	% of Total Shares	Demat	Physical	Total	% of Total Shares	
<b>A. Promoters</b>									
<b>(1) Indian</b>									
a) Individual / HUF	9654170	0	9654170	0.16	9660070	0	9660070	0.16	0.00
b) Central Government	0	0	0	0.00	0	0	0	0	0.00
c) State Government (s)	0	0	0	0.00	0	0	0	0	0.00
d) Bodies Corporate	3806084581	0	3806084581	63.06	3932682292 <sup>§</sup>	0	3932682292 <sup>§</sup>	65.15 <sup>§</sup>	2.10
e) Banks / FI	0	0	0	0.00	0	0	0	0	0.00
f) Any Other	4000	0	4000	0.00	4000	0	4000	0	0.00
<b>Sub-Total (A)(1):</b>	<b>3815742751</b>	<b>0</b>	<b>3815742751</b>	<b>63.22</b>	<b>3942346362</b>	<b>0</b>	<b>3942346362</b>	<b>65.31</b>	<b>2.10</b>
<b>(2) Foreign</b>									
a) NRIs - Individuals	0	0	0	0.00	0	0	0	0.00	0.00
b) Other - Individuals	0	0	0	0.00	0	0	0	0.00	0.00
c) Bodies Corporate	0	0	0	0.00	0	0	0	0.00	0.00
d) Banks / FI	0	0	0	0.00	0	0	0	0.00	0.00
e) Any Other	0	0	0	0.00	0	0	0	0.00	0.00
<b>Sub-Total (A)(2):</b>	<b>0</b>	<b>0</b>	<b>0</b>	<b>0.00</b>	<b>0</b>	<b>0</b>	<b>0</b>	<b>0.00</b>	<b>0.00</b>
<b>Total Shareholding of Promoters (A) = (A)(1) + (A)(2)</b>	<b>3815742751</b>	<b>0</b>	<b>3815742751</b>	<b>63.22</b>	<b>3942346362</b>	<b>0</b>	<b>3942346362</b>	<b>65.31</b>	<b>2.10</b>
<b>B. Public Shareholding</b>									
<b>(1) Institutions</b>									
a) Mutual Funds / UTI	85657612	0	85657612	1.42	30575758	0	30575758	0.51	(0.91)
b) Banks / FI	311813126	0	311813126	5.17	194886428	0	194886428	3.23	(1.94)
c) Central Government	0	0	0	0.00	0	0	0	0	0.00
d) State Government (s)	0	0	0	0.00	0	0	0	0	0.00
e) Venture Capital Funds	0	0	0	0.00	0	0	0	0	0.00
f) Insurance Companies	0	0	0	0.00	0	0	0	0	0.00
g) FII/ FPIs	1099195458	0	1099195458	18.21	1241933247	0	1241933247	20.58	2.36
h) Foreign Venture Capital Funds	0	0	0	0.00	0	0	0	0.00	0.00
i) Others (specify)	0	0	0	0.00	0	0	0	0.00	0.00
<b>Sub-Total (B)(1):</b>	<b>1496666196</b>	<b>0</b>	<b>1496666196</b>	<b>24.8</b>	<b>1467395433</b>	<b>0</b>	<b>1467395433</b>	<b>24.32</b>	<b>(0.48)</b>
<b>(2) Non-Institutions</b>									
a) Bodies Corporate									

Category of Shareholders	No. of Shares held at the beginning of the year				No. of Shares held at the end of the year				% Change during the year (rounded off)
	Demat	Physical	Total	% of Total Shares	Demat	Physical	Total	% of Total Shares	
i) Indian	233476338*	0	233476338*	3.87	118109695*	0	118109695*	1.96	(1.91)
ii) Overseas	0	0	0	0.00	0	0	0	0.00	0.00
<b>b) Individuals</b>									
i) Individual shareholders holding nominal share capital upto ₹ 1 Lakh	352228777	764779	352993556	5.85	297774047	711506	298485553	4.95	(0.90)
ii) Individual shareholders holding nominal share capital excess of ₹ 1 Lakh	86357299	0	86357299	1.43	179809237	0	179809237	2.99	1.56
<b>c) Others</b>									
i) Trusts <sup>@</sup>	18046138 <sup>@</sup>	0	18046138 <sup>@</sup>	0.30	63703	0	63703	0	(0.30)
ii) Non Resident Indians	20801469	0	20801469	0.34	16175100	0	16175100	0.27	(0.07)
iii) Clearing Members	11859528	0	11859528	0.20	8540874	0	8540874	0.14	(0.06)
iv) Foreign Nationals	2000	0	2000	0.00	106075	0	106075	0	0.00
v) Qualified Institutional Buyer	0	0	0	0	4913243	0	4913243	0	0.00
<b>Sub-Total (B)(2):</b>	<b>722771549</b>	<b>764779</b>	<b>723536328</b>	<b>11.99</b>	<b>625491974</b>	<b>711506</b>	<b>626203480</b>	<b>10.31</b>	<b>(1.68)</b>
<b>Total Public Shareholding (B) = (B)(1) + (B)(2)</b>	<b>2219437745</b>	<b>764779</b>	<b>2220202524</b>	<b>36.78</b>	<b>2092887407</b>	<b>711506</b>	<b>2093598913</b>	<b>34.68</b>	<b>(2.1)</b>
<b>C. Shares held by Custodian for GDRs &amp; ADRs</b>	0	0	0	0.00	0	0	0	0.00	0.00
<b>Grand Total (A+B+C)</b>	<b>6035180496</b>	<b>764779</b>	<b>6035945275</b>	<b>100</b>	<b>6035233769</b>	<b>711506</b>	<b>6035945275</b>	<b>100</b>	<b>0.00</b>

\*including NBFC registered with RBI.

<sup>@</sup>Including 17999800 shares under Employee Benefit Trust (SEBI Share based Employee Benefit Regulations, 2014 )which were sold during the FY 2019-20.

§GMR Enterprises Private Limited, (GEPL) has intimated vide letter dated March 30, 2020 and April 1, 2020 under Regulation 29(2) of SEBI (Substantial Acquisition of Shares and Takeovers) Regulations, 2011 w.r.t acquisition of 6822814 and 5300000 equity shares on March 30, 2020 and March 31, 2020 respectively. Accordingly, shareholding of GEPL as on March 31, 2020 is 3101143150 representing 51.38%. Consequently, promoter shareholding as on March 31, 2020 is 65.52 % and non-promoter shareholding is 34.48 %.

**ii) Shareholding of Promoters & Promoters Group**

Sl. No.	Shareholders Name*	Shareholding at the beginning of the year			Shareholding at the end of the year			% change in shareholding during the year
		No. of Shares	% of total Shares of the company	% of Shares Pledged / encumbered to total shares	No. of Shares	% of total Shares of the company	% of Shares Pledged / encumbered to total shares	
1.	GMR Infra Ventures LLP	31321815	0.52	0.00	31321815	0.52	0.00	0.00
2.	GMR Enterprises Private Limited	2962422625	49.08	45.92	3089020336 <sup>§</sup>	51.18 <sup>§</sup>	42.57	2.09
3.	Mr. Grandhi Mallikarjuna Rao	1731330	0.03	0.00	1731330	0.03	0.00	0.00
4.	Mrs. Grandhi Varalakshmi	942660	0.02	0.00	942660	0.02	0.00	0.00
5.	Mrs. Grandhi Ragini	2513700	0.04	0.00	2513700	0.04	0.00	0.00
6.	Mrs. Grandhi Smitha Raju	2348500	0.04	0.00	2348500	0.04	0.00	0.00
7.	Mr. Grandhi Kiran Kumar	872160	0.01	0.00	872160	0.01	0.00	0.00
8.	Mr. Srinivas Bommidala	451660	0.01	0.00	451660	0.01	0.00	0.00
9.	Mr. Grandhi Buchi Sanyasi Raju	544160	0.01	0.00	544160	0.01	0.00	0.00
10.	Mrs. B Ramadevi	250000	0.00	0.00	255900	0.00	0.00	0.00
11.	Grandhi Buchi Sanyasi Raju and Satyavathi Smitha Trust - Mr. G.B.S. Raju, Trustee <sup>^</sup>	1000	0.00	0.00	1000	0.00	0.00	0.00
12.	Srinivas Bommidala and Ramadevi Trust - Mr. Srinivas Bommidala, Trustee <sup>^</sup>	1000	0.00	0.00	1000	0.00	0.00	0.00
13.	Grandhi Kiran Kumar and Ragini Trust - Mr. G. Kiran Kumar, Trustee <sup>^</sup>	1000	0.00	0.00	1000	0.00	0.00	0.00
14.	Grandhi Varalakshmi Mallikarjuna Rao Trust - Mr. G. Mallikarjuna Rao, Trustee <sup>^</sup>	1000	0.00	0.00	1000	0.00	0.00	0.00
15.	GMR Business and Consultancy LLP	805635166	13.35	6.78	805635166	13.35	7.20	0.00
16.	Cadence Enterprises Private Limited	00	0.00	0.00	00	0.00	0.00	0.00
17.	Varalakshmi Enterprises LLP	6704975	0.11	0.11	6704975	0.11	0.11	0.00
	<b>Total</b>	<b>3815742751</b>	<b>63.22</b>	<b>52.81</b>	<b>3942346362</b>	<b>65.31</b>	<b>49.88</b>	<b>2.09</b>

<sup>^</sup>Shares held in the name of trustee

\* Shares include the shares held as Karta of HUF (wherever applicable).

<sup>§</sup> GMR Enterprises Private Limited, (GEPL) has intimated vide letter dated March 30, 2020 and April 1, 2020 under regulation 29(2) of SEBI (Substantial Acquisition of Shares and Takeovers) Regulations, 2011 w.r.t acquisition of 6822814 and 5300000 equity shares on March 30, 2020 and March 31, 2020 respectively. Accordingly, shareholding of GEPL as on March 31, 2020 is 3101143150 representing 51.38%.

## iii) Change in Promoters &amp; Promoters Group Shareholding (Please specify, if there is no change)

Sl. No.	Shareholding at the beginning of the year			Cumulative Shareholding during the year	
	Shareholder's Name	No. of shares	% of total shares of the Company	No. of shares	% of total shares of the Company
1.	GMR Infra Ventures LLP				
	At the beginning of the year	31321815	0.52	31321815	0.52
	Date wise Increase / Decrease in Promoters Shareholding during the year specifying the reasons for increase / decrease (e.g. allotment / transfer / bonus / Sweat equity etc.)	No change			
	At the end of the year	31321815	0.52	31321815	0.52
2.	GMR Enterprises Private Limited				
	At the beginning of the year	2962422625	49.08	2962422625	49.08
	Purchased on 19-Jun-19	18500000	0.31	2980922625	49.39
	Purchased on 20-Jun-19	950000	0.01	2981872625	49.40
	Purchased on 28-Jun-19	3500000	0.06	2985372625	49.46
	Purchased on 2-Mar-2020	3824792	0.06	2989197417	49.52
	Purchased on 9-Mar-2020	2500000	0.04	2991697417	49.56
	Purchased on 12-Mar-2020	12000000	0.20	3003697417	49.76
	Purchased on 13-Mar-2020	20300000	0.34	3023997417	50.10
	Purchased on 16-Mar-2020	21519994	0.36	3045517411	50.46
	Purchased on 17-Mar-2020	6300000	0.10	3051817411	50.56
	Purchased on 18-Mar-2020	5200000	0.09	3057017411	50.65
	Purchased on 19-Mar-2020	9676462	0.16	3066693873	50.81
	Purchased on 23-Mar-2020	18000000	0.30	3084693873	51.11
	Purchased on 24-Mar-2020	933536	0.01	3085627409	51.12
	Purchased on 25-Mar-2020	300000	0.01	3085927409	51.13
	Purchased on 26-Mar-2020	700000	0.01	3086627409	51.14
	Purchased on 27-Mar-2020	2392927	0.04	3089020336	51.18
	Purchased on 30-Mar-2020	6822814	0.11	3095843150	51.29
	Purchased on 31-Mar-2020	5300000	0.09	3101143150	51.38
At the end of the year	3101143150	51.38	3101143150	51.38	

Sl. No.	Shareholding at the beginning of the year			Cumulative Shareholding during the year	
	Shareholder's Name	No. of shares	% of total shares of the Company	No. of shares	% of total shares of the Company
3.	Mr. Grandhi Mallikarjuna Rao				
	At the beginning of the year	1731330	0.03	1731330	0.03
	Date wise Increase / Decrease in Promoters Shareholding during the year specifying the reasons for increase / decrease (e.g. allotment / transfer / bonus / Sweat equity etc)	No Change			
	At the end of the year	1,731,330	0.03	1,731,330	0.03
4.	Mrs. Grandhi Varalakshmi				
	At the beginning of the year	942,660	0.02	942,660	0.02
	Date wise Increase / Decrease in Promoters Shareholding during the year specifying the reasons for increase / decrease (e.g. allotment / transfer / bonus / Sweat equity etc)	No Change			
	At the end of the year	942,660	0.02	942,660	0.02
5.	Mrs. Grandhi Ragini				
	At the beginning of the year	2,513,700	0.04	2,513,700	0.04
	Date wise Increase / Decrease in Promoters Shareholding during the year specifying the reasons for increase / decrease (e.g. allotment / transfer / bonus / Sweat equity etc)	No Change			
	At the end of the year	2,513,700	0.04	2,513,700	0.04
6.	Mrs. Grandhi Smitha Raju				
	At the beginning of the year	2,348,500	0.04	2,348,500	0.04
	Date wise Increase / Decrease in Promoters Shareholding during the year specifying the reasons for increase / decrease (e.g. allotment / transfer / bonus / Sweat equity etc)	No Change			
	At the end of the year	2,348,500	0.04	2,348,500	0.04
7	Mr. Grandhi Kiran Kumar				
	At the beginning of the year	872,160	0.01	872,160	0.01
	Date wise Increase / Decrease in Promoters Shareholding during the year specifying the reasons for increase / decrease (e.g. allotment / transfer / bonus / Sweat equity etc)	No Change			
	At the end of the year	872,160	0.01	872,160	0.01



Sl. No.	Shareholding at the beginning of the year			Cumulative Shareholding during the year	
	Shareholder's Name	No. of shares	% of total shares of the Company	No. of shares	% of total shares of the Company
8.	Mr. Srinivas Bommidala				
	At the beginning of the year	451,660	0.01	451,660	0.01
	Date wise Increase / Decrease in Promoters Shareholding during the year specifying the reasons for increase / decrease (e.g. allotment / transfer / bonus / Sweat equity etc)	No Change			
	At the end of the year	451,660	0.01	451,660	0.01
9.	Mr. Grandhi Butchi Sanyasi Raju				
	At the beginning of the year	544,160	0.01	544,160	0.01
	Date wise Increase / Decrease in Promoters Shareholding during the year specifying the reasons for increase / decrease (e.g. allotment / transfer / bonus / Sweat equity etc)	No Change			
	At the end of the year	544,160	0.01	544,160	0.01
10.	Mrs. B Ramadevi				
	At the beginning of the year	250,000	0.00	250,000	0.00
	Purchased on 13-Mar-2020	5,900	0.00	255,900	0.00
	At the end of the year	255,900	0.00	255,900	0.00
11.	Grandhi Buchi Sanyasi Raju and Satyavathi Smitha Trust - Mr. G.B.S. Raju, Trustee^				
	At the beginning of the year	1000	0.00	1000	0
	Date wise Increase / Decrease in Promoters Shareholding during the year specifying the reasons for increase / decrease (e.g. allotment / transfer / bonus / Sweat equity etc)	No Change			
	At the end of the year	1000	0.00	1000	0.00
12.	Srinivas Bommidala and Ramadevi Trust - Mr. Srinivas Bommidala, Trustee^				
	At the beginning of the year	1000	0.00	1000	0.00
	Date wise Increase / Decrease in Promoters Shareholding during the year specifying the reasons for increase / decrease (e.g. allotment / transfer / bonus / Sweat equity etc)	No Change			
	At the end of the year	1000	0.00	1000	0.00
13.	Grandhi Kiran Kumar and Ragini Trust - Mr. G. Kiran Kumar, Trustee^				
	At the beginning of the year	1000	0.00	1000	0.00
	Date wise Increase / Decrease in Promoters Shareholding during the year specifying the reasons for increase / decrease (e.g. allotment / transfer / bonus / Sweat equity etc)	No Change			
	At the end of the year	1000	0.00	1000	0.00

Sl. No.	Shareholding at the beginning of the year			Cumulative Shareholding during the year	
	Shareholder's Name	No. of shares	% of total shares of the Company	No. of shares	% of total shares of the Company
14.	Grandhi Varalakshmi Mallikarjuna Rao Trust - Mr. G. Mallikarjuna Rao, Trustee <sup>^</sup>				
	At the beginning of the year	1000	0.00	1000	0.00
	Date wise Increase / Decrease in Promoters Shareholding during the year specifying the reasons for increase / decrease (e.g. allotment / transfer / bonus / Sweat equity etc.)	No Change			
	At the end of the year	1000	0.00	1000	0.00
15.	GMR Business and Consultancy LLP				
	At the beginning of the year	805,635,166	13.35	805,635,166	13.35
	Date wise Increase / Decrease in Promoters Shareholding during the year specifying the reasons for increase / decrease (e.g. allotment / transfer / bonus / Sweat equity etc.)	No Change			
	At the end of the year	805,635,166	13.35	805,635,166	13.35
16.	Cadence Enterprises Private Limited				
	At the beginning of the year	0	0.00	0	0.00
	Date wise Increase / Decrease in Promoters Shareholding during the year specifying the reasons for increase / decrease (e.g. allotment / transfer / bonus / Sweat equity etc.)	No Change			
	At the end of the year	0	0.00	0	0.00
17.	Varalakshmi Enterprises LLP				
	At the beginning of the year	6,704,975	0.11	6,704,975	0.11
	Date wise Increase / Decrease in Promoters Shareholding during the year specifying the reasons for increase / decrease (e.g. allotment / transfer / bonus / Sweat equity etc.)	No Change			
	At the end of the year	6,704,975	0.11	6,704,975	0.11

<sup>^</sup>Shares held in the name of trustee

**iv) Shareholding Pattern of Top Ten Shareholders (other than Directors, Promoters and Holders of GDRs and ADRs) (based on position of shareholders as on March 31, 2020)**

Sl. No.	Shareholder's Name	Shareholding at the beginning of the year		Cumulative Shareholding during the year	
		No. of shares	% of total shares of the Company	No. of shares	% of total shares of the company
1	DVI Fund Mauritius Limited				
	At the beginning of the year	505584900	8.38	505584900	8.38
	Sold on 5-Apr-19	(29120900)	0.48	476464000	7.89
	Purchased on 14-Jun-19	2292532	0.04	478756532	7.93
	Purchased on 21-Jun-19	12593413	0.21	491349945	8.14

Sl. No.	Shareholder's Name	Shareholding at the beginning of the year		Cumulative Shareholding during the year	
		No. of shares	% of total shares of the Company	No. of shares	% of total shares of the company
	Purchase on 28-Jun-19	404550	0.01	491754495	8.15
	Sale on 5-Jul-19	(66888)	0.00	491687607	8.15
	Purchase on 2-Aug-19	17357949	0.28	509045556	8.43
	Purchase on 9-Aug-19	2289283	0.04	511334839	8.47
	Sale on 4-Oct-19	(783800)	0.01	510551039	8.46
	Purchase on 20-Mar-2020	13304292	0.22	523855331	8.68
	Purchase on 27-Mar-2020	12870405	0.21	536725736	8.89
	At the end of the year	536725736	8.89	536725736	8.89
2	ASN INVESTMENTS LIMITED				
	At the beginning of the year	0	0	0	0
	Purchase on 2-Aug-2019	22,191,178	0.37	22,191,178	0.37
	Purchase on 9-Aug-2019	35,558,200	0.59	57,749,378	0.96
	Purchase on 16-Aug-2019	2,443,244	0.04	60,192,622	1.00
	Purchase on 23-Aug-2019	1,774,525	0.03	61,967,147	1.03
	Purchase on 30-Aug-2019	46,980,000	0.77	108,947,147	1.80
	Purchase on 6-Sep-2019	26,613,988	0.45	135,561,135	2.25
	Purchase on 13-Sep-2019	4,000,000	0.06	139,561,135	2.31
	Purchase on 20-Sep-2019	40,000,000	0.66	179,561,135	2.97
	Purchase on 27-Sep-2019	4,548,708	0.08	184,109,843	3.05
	Purchase on 18-Oct-2019	4,000,000	0.07	188,109,843	3.12
	Purchase on 25-Oct-2019	954,993	0.01	189,064,836	3.13
	Purchase on 15-Nov-2019	800,000	0.02	189,864,836	3.15
	Purchase on 6-Dec-2019	5,000,000	0.08	194,864,836	3.23
	Purchase on 13-Dec-2019	950,000	0.02	195,814,836	3.24
	Purchase on 20-Dec-2019	35,522,305	0.59	231,337,141	3.83
	Purchase on 27-Dec-2019	24,000,000	0.40	255,337,141	4.23
	Purchase on 31-Dec-2019	7,500,000	0.12	262,837,141	4.35
	Purchase on 3-Jan-2020	6,000,000	0.10	268,837,141	4.45
	Purchase on 10-Jan-2020	3,300,000	0.06	272,137,141	4.51
	Purchase on 31-Jan-2020	7,899,010	0.13	280,036,151	4.64
	Purchase on 7-Feb-2020	2,700,000	0.04	282,736,151	4.68
	Purchase on 28-Feb-2020	22,550,000	0.38	305,286,151	5.06
	Purchase on 6-Mar-2020	23,500,000	0.39	328,786,151	5.45
	Purchase on 13-Mar-2020	17,450,000	0.29	346,236,151	5.74
	Purchase on 20-Mar-2020	13,500,000	0.22	359,736,151	5.96
	At the end of the year	359,736,151	5.96	359,736,151	5.96

Sl. No.	Shareholder's Name	Shareholding at the beginning of the year		Cumulative Shareholding during the year	
		No. of shares	% of total shares of the Company	No. of shares	% of total shares of the company
3	LIC OF INDIA PROFIT PLUS GROWTH FUND				
	At the beginning of the year	189554537	3.14	189554537	3.14
	Sale on 26-Apr-2019	(12,825,000)	0.21	176,729,537	2.93
	Sale on 3-May-2019	(2,775,000)	0.05	173,954,537	2.88
	Sale on 10-May-2019	(400,000)	0.00	173,554,537	2.88
	Sale on 17-May-2019	(12,006,056)	0.02	161,548,481	2.68
	Sale on 24-May-2019	(24,454,537)	0.41	137,093,944	2.27
	Sale on 31-May-2019	(44,56,638)	0.07	13,26,37,306	2.20
	Sale on 7-Jun-2019	(2,501,492)	0.04	13,01,35,814	2.16
	Sale on 14-Jun-2019	(3,160,962)	0.05	12,69,74,852	2.10
	Sale on 28-Jun-2019	(12,645,665)	0.21	11,43,29,187	1.89
	Sale on 26-Jul-2019	(2,101,848)	0.03	11,22,27,339	1.86
	Sale on 2-Aug-2019	(2,490,000)	0.04	10,97,37,339	1.82
	Sale on 9-Aug-2019	(3,738,691)	0.06	10,59,98,648	1.76
	Sale on 16-Aug-2019	(2,325,512)	0.04	10,36,73,136	1.72
	At the end of the year	10,36,73,136	1.72	10,36,73,136	1.72
4	JHUNJHUNWALA RAKESH RADHESHYAM				
	At the beginning of the year	0	0	0	0
	Purchase on 27-Sep-2019	6,250,000	0.10	6,250,000	0.10
	Purchase on 30-Sep-2019	2,500,000	0.04	8,750,000	0.14
	Purchase on 04-Oct-2019	8,500,000	0.15	17,250,000	0.29
	Purchase on 11-Oct-2019	12,250,000	0.20	29,500,000	0.49
	Purchase on 18-Oct-2019	1,875,000	0.03	31,375,000	0.52
	Purchase on 01-Nov-2019	2,115,000	0.04	33,490,000	0.55
	Purchase on 08-Nov-2019	21,510,000	0.36	55,000,000	0.91
	Purchase on 20-Dec-2019	5,000,000	0.08	60,000,000	0.99
	Purchase on 10-Jan-2020	7,645,000	0.13	67,645,000	1.12
	Purchase on 17-Jan-2020	2,505,000	0.04	70,150,000	1.16
	Purchase on 07-Feb-2020	14,850,000	0.25	85,000,000	1.41
	At the end of the year	85,000,000	1.41	85,000,000	1.41
5	LETKO BROSSEAU EMERGING MARKETS EQUITY FUND				
	At the beginning of the year	80,000,000	1.33	80,000,000	1.33
	Purchase on 2-Aug-2019	5,000,000	0.08	85,000,000	1.41
	Sale on 1-Nov-2019	(5,000,000)	0.08	80,000,000	1.33
	Sale on 15-Nov-2019	(500,000)	0.01	79,500,000	1.32
	Sale on 10-Jan-2020	(2,000,000)	0.04	77,500,000	1.28
	Purchase on 31-Mar-2020	77,500,000	1.29	155,000,000	2.57

Sl. No.	Shareholder's Name	Shareholding at the beginning of the year		Cumulative Shareholding during the year	
		No. of shares	% of total shares of the Company	No. of shares	% of total shares of the company
	Sale on 31-Mar-2020	(77,500,000)	1.29	77,500,000	1.28
	At the end of the year	77,500,000	1.28	77,500,000	1.28
6	GOVERNMENT PENSION FUND GLOBAL				
	At the beginning of the year	70,922,802	1.18	70,922,802	1.18
	Purchase on 5-Apr-2019	400,000	0.00	71,322,802	1.18
	Purchase on 12-Jul-2019	1,200,000	0.02	72,522,802	1.20
	Purchase on 16-Aug-2019	2,400,000	0.04	74,922,802	1.24
	Purchase on 30-Aug-2019	600,000	0.01	75,522,802	1.25
	Purchase on 6-Sep-2019	400,000	0.01	75,922,802	1.26
	Purchase on 20-Sep-2019	400,000	0.00	76,322,802	1.26
	Purchase on 18-Oct-2019	400,000	0.01	76,722,802	1.27
	Sale on 1-Nov-2019	(200,000)	0.00	76,522,802	1.27
	Sale on 8-Nov-2019	(600,000)	0.01	75,922,802	1.26
	Sale on 22-Nov-2019	(5,761,289)	0.10	70,161,513	1.16
	Sale on 29-Nov-2019	(8,698,413)	0.14	61,463,100	1.02
	Sale on 6-Dec-2019	(1,063,100)	0.02	60,400,000	1.00
	Sale on 10-Jan-2020	(400,000)	0.01	60,000,000	0.99
	Sale on 17-Jan-2020	(2,720,000)	0.04	57,280,000	0.95
	At the end of the year	57,280,000	0.95	57,280,000	0.95
7	Skyron Eco Ventures Private Limited				
	At the beginning of the year	129,667,576	2.15	129,667,576	2.15
	Sale on 8-Nov-2019	(906,000)	0.02	128,761,576	2.13
	Sale on 3-Jan-2020	(5,000,000)	0.08	123,761,576	2.05
	Sale on 10-Jan-2020	(16,222,405)	0.27	107,539,171	1.78
	Sale on 17-Jan-2020	(16,358,000)	0.27	91,181,171	1.51
	Sale on 31-Jan-2020	(1,121,000)	0.02	90,060,171	1.49
	Sale on 14-Feb-2020	(10,260,924)	0.17	79,799,247	1.32
	Sale on 21-Feb-2020	(16,550,000)	0.27	63,249,247	1.05
	Sale on 28-Feb-2020	(28,998,786)	0.48	34,250,461	0.57
	Sale on 13-Mar-2020	(2,500,000)	0.04	31,750,461	0.53
	At the end of the year	31,750,461	0.53	31,750,461	0.53

Sl. No.	Shareholder's Name	Shareholding at the beginning of the year		Cumulative Shareholding during the year	
		No. of shares	% of total shares of the Company	No. of shares	% of total shares of the company
8	CANARA BANK-MUMBAI				
	At the beginning of the year	25,199,492	0.42	25,199,492	0.42
	Date wise Increase / Decrease in Promoters Shareholding during the year specifying the reasons for increase / decrease (e.g. allotment / transfer / bonus / Sweat equity etc.)	No Change			
	At the end of the year	25,199,492	0.42	25,199,492	0.42
9	PUNJAB NATIONAL BANK				
	At the beginning of the year	23,908,490	0.40	23,908,490	0.40
	Date wise Increase / Decrease in Promoters Shareholding during the year specifying the reasons for increase / decrease (e.g. allotment / transfer / bonus / Sweat equity etc.)	No Change			
	At the end of the year	23,908,490	0.40	23,908,490	0.40
10	Vanguard Emerging Markets Stock Index Fund, A SERI				
	At the beginning of the year	29,417,444	0.49	29,417,444	0.49
	Purchase on 12-Apr-2019	107,226	0.00	29,524,670	0.49
	Purchase on 10-May-2019	111,888	0.00	29,636,558	0.49
	Sale on 21-Jun-2019	(1,332,017)	0.02	28,304,541	0.47
	Sale on 28-Jun-2019	(2,013,352)	0.03	26,291,189	0.44
	Sale on 5-Jul-2019	(2,307,723)	0.04	23,983,466	0.40
	Sale on 27-Mar-2020	(728,152)	0.01	23,255,314	0.39
	At the end of the year	23,255,314	0.39	23,255,314	0.39

**v) Shareholding of Directors and Key Managerial Personnel**

Sl. No.	Shareholder's Name <sup>#</sup>	Shareholding at the beginning of the year		Cumulative Shareholding during the year	
		No. of shares	% of total shares of the Company	No. of shares	% of total shares of the Company
1.	<b>Mr. G.M. Rao (Chairman)</b>				
	At the beginning of the year	1731330	0.03	1731330	0.03
	Date wise Increase / Decrease in Shareholding during the year specifying the reasons for increase / decrease (e.g. allotment / transfer / bonus / sweat equity etc.)	No Change			
	At the End of the year	1731330	0.03	1731330	0.03

Sl. No.	Shareholder's Name <sup>#</sup>	Shareholding at the beginning of the year		Cumulative Shareholding during the year	
		No. of shares	% of total shares of the Company	No. of shares	% of total shares of the Company
2.	<b>Mr. Grandhi Kiran Kumar (Managing Director &amp; CEO - KMP)</b>				
	At the beginning of the year	872160	0.01	872160	0.01
	Date wise Increase / Decrease in Shareholding during the year specifying the reasons for increase / decrease (e.g. allotment / transfer / bonus / sweat equity etc.)	No Change			
	At the End of the year	872160	0.01	872160	0.01
3.	<b>Mr. Srinivas Bommidala (Group Director)</b>				
	At the beginning of the year	451660	0.01	451660	0.01
	Date wise Increase / Decrease in Shareholding during the year specifying the reasons for increase / decrease (e.g. allotment / transfer / bonus / sweat equity etc.)	No Change			
	At the End of the year	451660	0.01	451660	0.01
4.	<b>Mr. G.B.S. Raju (Group Director)</b>				
	At the beginning of the year	544160	0.01	544160	0.01
	Date wise Increase / Decrease in Shareholding during the year specifying the reasons for increase / decrease (e.g. allotment / transfer / bonus / sweat equity etc.)	No Change			
	At the End of the year	544160	0.01	544160	0.01
5.	<b>Mr. B.V.N. Rao (Group Director)</b>				
	At the beginning of the year	182142	0.00	182142	0.00
	Date wise Increase / Decrease in Shareholding during the year specifying the reasons for increase / decrease (e.g. allotment / transfer / bonus / sweat equity etc.)	No Change			
	At the End of the year	182142	0.00	182142	0.00
6.	<b>Mr. R.S.S.L.N. Bhaskarudu (Independent Director)</b>				
	At the beginning of the year	-	-	-	-
	Date wise Increase / Decrease in Shareholding during the year specifying the reasons for increase / decrease (e.g. allotment / transfer / bonus / sweat equity etc.)	No Change			
	At the End of the year	-	-	-	-
7.	<b>Mr. N.C. Sarabeswaran (Independent Director)</b>				
	At the beginning of the year	24285	0.00	24285	0.00
	Date wise Increase / Decrease in Shareholding during the year specifying the reasons for increase / decrease (e.g. allotment / transfer / bonus / sweat equity etc.)	No Change			
	At the End of the year	24285	0.00	24285	0.00

Sl. No.	Shareholder's Name <sup>#</sup>	Shareholding at the beginning of the year		Cumulative Shareholding during the year	
		No. of shares	% of total shares of the Company	No. of shares	% of total shares of the Company
8.	<b>Mr. S. Sandilya (Independent Director)</b>				
	At the beginning of the year	7000	0.00	7000	0.00
	Date wise Increase / Decrease in Shareholding during the year specifying the reasons for increase / decrease (e.g. allotment / transfer / bonus / sweat equity etc.)	No Change			
	At the End of the year	7000	0.00	7000	0.00
9.	<b>Mr. C.R. Muralidharan (Independent Director)</b>				
	At the beginning of the year	-	-	-	-
	Date wise Increase / Decrease in Shareholding during the year specifying the reasons for increase / decrease (e.g. allotment / transfer / bonus / sweat equity etc.)	No Change			
	At the End of the year	-	-	-	-
10.	<b>Mr. S. Rajagopal (Independent Director)<sup>^</sup></b>				
	At the beginning of the year	26714	0.00	26714	0.00
	Date wise Increase / Decrease in Shareholding during the year specifying the reasons for increase / decrease (e.g. allotment / transfer / bonus / sweat equity etc.)	No Change			
	At the End of the year	26714	0.00	26714	0.00
11.	<b>Mrs. Vissa Siva Kameswari (Independent Director)</b>				
	At the beginning of the year	-	-	-	-
	Date wise Increase / Decrease in Shareholding during the year specifying the reasons for increase / decrease (e.g. allotment / transfer / bonus / sweat equity etc.)	No Change			
	At the End of the year	-	-	-	-
12.	<b>Mr. Madhva Terdal (Whole-time Director)<sup>*</sup></b>				
	At the beginning of the year	-	-	-	-
	Date wise Increase / Decrease in Shareholding during the year specifying the reasons for increase / decrease (e.g. allotment / transfer / bonus / sweat equity etc.)	-			
	At the End of the year	-	-	292214	0.05



Sl. No.	Shareholder's Name <sup>#</sup>	Shareholding at the beginning of the year		Cumulative Shareholding during the year	
		No. of shares	% of total shares of the Company	No. of shares	% of total shares of the Company
13.	<b>Mr. Saurabh Chawla (CFO - KMP)<sup>§</sup></b>	-	-	-	-
	At the beginning of the year	330000	0.01	330000	0.01
	Date wise Increase / Decrease in Shareholding during the year specifying the reasons for increase / decrease (e.g. allotment / transfer / bonus / sweat equity etc.)	No Change			
	At the End of the year	330000	0.01	330000	0.01
14.	<b>Mr. T. Venkat Ramana (Company Secretary - KMP)</b>				
	At the beginning of the year	1100	0.00	1100	0.00
	Date wise Increase / Decrease in Shareholding during the year specifying the reasons for increase / decrease (e.g. allotment / transfer / bonus / sweat equity etc.)	No Change			
	At the End of the year	1100	0.00	1100	0.00

<sup>#</sup> Shares include the shares held as Karta of HUF (wherever is applicable)

<sup>§</sup>Appointed with effect from August 8, 2019

<sup>^</sup>Holding jointly with Ms. Geetha Rajagopal, wife of Mr. S. Rajagopal

#### V. Indebtedness:

##### Indebtedness of the Company including interest outstanding / accrued but not due for payment

(₹ in Crore)\*

	Secured Loans excluding deposits	Unsecured Loans	Deposits	Total Indebtedness
<b>Indebtedness at the beginning of the financial year</b>				
i) Principal amount	2,201.38	5,045.09	-	7,246.47
ii) Interest due but not paid	1.43	199.61	-	201.04
iii) Interest accrued but not due	15.01	78.13	-	93.14
<b>Total (i+ii+iii)</b>	<b>2,217.82</b>	<b>5,322.83</b>	<b>0.00</b>	<b>7,540.65</b>
<b>Change in Indebtedness during the financial year</b>				
Addition	80.34	2,330.22	-	2,410.55
Reduction	434.47	991.85	-	1,426.32
<b>Net Change</b>	<b>(354.13)</b>	<b>1,338.36</b>	<b>0</b>	<b>984.23</b>
<b>Indebtedness at the end of the financial year</b>				
i) Principal amount	1,847.25	6,383.45	-	8,230.70
ii) Interest due but not paid	-	366.68	-	366.68
iii) Interest accrued but not due	12.58	148.47	-	161.04
<b>Total (i+ii+iii)</b>	<b>1,859.82</b>	<b>6,898.60</b>	<b>0.00</b>	<b>8,758.42</b>

\*Figures have been regrouped pursuant to Indian Accounting Standards

**VI. Remuneration of Directors and Key Managerial Personnel:**
**A. Remuneration to Managing Director, Whole-Time Directors and/or Manager:**

(₹ in Lakh)

Sl. No.	Particulars of Remuneration	Mr. Grandhi Kiran Kumar – Managing Director and Chief Executive Officer	Mr. Madhav Terdal Whole- time Director (Appointed w.e.f) August 8, 2019)	Total Amount
1.	Gross salary			
	(a) Salary as per provisions contained in section 17(1) of the Income-tax Act, 1961	0	129.08	129.08
	(b) Value of perquisites u/s 17(2) of the Income-tax Act, 1961	0	8.06	8.06
	(c) Profits in lieu of salary under section 17(3) of Income-tax Act, 1961	0	0	0
2.	Stock Option	0	0	0
3.	Sweat Equity	0	0	0
4.	Commission (as % of profit)	0	0	0
5.	Others, please specify (Employer contribution to PF)	0	7.01	10.83
	<b>Total (A)</b>	0	144.15	144.15
	<b>Ceiling as per the Act*</b>			N.A*

\*N/A (due to inadequate profits).

**B. Remuneration to other Directors:**

(₹ in Lakh)

Sl. No.	Particulars of Remuneration	Name of Director						Total Amount
<b>1. Independent Directors</b>								
		<b>Mr. R.S.S.L.N. Bhaskarudu</b>	<b>Mr. N.C. Sarabeswaran</b>	<b>Mr. S. Sandilya</b>	<b>Mr. C.R. Muralidharan</b>	<b>Mr. S. Rajagopal</b>	<b>Mrs. Vissa Siva Kameswari</b>	
	Fee for attending board / committee meetings	7.60	6.60	2.80	2.80	6.40	6.60	32.80
	Commission	0	0	0	0	0	0	0
	Others, please specify	0	0	0	0	0	0	0
	<b>Total (B)(1)</b>	<b>7.60</b>	<b>6.60</b>	<b>2.80</b>	<b>2.80</b>	<b>6.40</b>	<b>6.60</b>	<b>32.80</b>
<b>2. Other Non-Executive Directors</b>								
		<b>Mr. G M Rao</b>	<b>Mr. Srinivas Bommidala</b>	<b>Mr. G.B.S. Raju</b>	<b>Mr. B.V.N. Rao</b>			
	Fee for attending board / committee meetings	0	0	0	0			0
	Commission	0	0	0	0			0
	Others, please specify	0	0	0	0			0
	<b>Total (B)(2)</b>	<b>0</b>	<b>0</b>	<b>0</b>	<b>0</b>			<b>0</b>
	<b>Total (B) = (B)(1) + (B)(2)</b>	<b>0</b>	<b>0</b>	<b>0</b>	<b>0</b>			<b>32.80</b>
	<b>Overall Ceiling as per the Act*</b>							N.A

\*N/A (due to inadequate profits).

**C. Remuneration to Key Managerial Personnel other than MD / Manager / WTD:**

(₹ in Lakh)

Sl. No.	Particulars of Remuneration	Key Managerial Personnel		Total Amount
		Mr. Saurabh Chawla, Chief Financial Officer	Mr. T. Venkat Ramana, Company Secretary and Compliance Officer	
1.	Gross Salary			
	(a) Salary as per provisions contained in section 17(1) of the Income-tax Act, 1961	374.34	52.88	<b>427.22</b>
	(b) Value of perquisites u/s 17(2) of the Income-tax Act, 1961	0	0	<b>0</b>
	(c) Profits in lieu of salary under section 17(3) of the Income-tax Act, 1961	0	0	<b>0</b>
2.	Stock Option	0	0	<b>0</b>
3.	Sweat Equity	0	0	<b>0</b>
4.	Commission (as % of profit)	0	0	<b>0</b>
5.	Others, please specify (Employer Contribution to PF)	9.60	2.40	<b>12.0</b>
	<b>Total (C)</b>	<b>383.94</b>	<b>55.28</b>	<b>439.22</b>

**VII. Penalties / Punishment / Compounding of Offences:**

Type	Section of the Companies Act	Brief Description	Details of Penalty / Punishment / Compounding fees imposed	Authority [RD/NCLT/Court]	Appeal made, if any (give details)
<b>A. Company</b>					
Penalty			NIL		
Punishment					
Compounding					
<b>B. Directors</b>					
Penalty			NIL		
Punishment					
Compounding					
<b>C. Other Officers in Default</b>					
Penalty			NIL		
Punishment					
Compounding					

For and on behalf of the Board  
GMR Infrastructure LimitedPlace: New Delhi  
Date: August 27, 2020G.M. Rao  
Chairman  
(DIN: 00574243)

**‘ANNEXURE F’ TO THE BOARD’S REPORT**

**Disclosure of Managerial Remuneration for Financial Year ended March 31, 2020**

(Ref.: Board’s Report under the head “Particulars of Employees and related disclosures”)

- a) The ratio of the remuneration of each director to the median remuneration of the employees of the company for the financial year:

Name of the Director (Mr./Mrs.)	Ratio of Director’s remuneration to the median remuneration of the employees of the Company for the financial year
G.M. Rao, Chairman	N.A.
Grandhi Kiran Kumar, Managing Director & CEO	N.A.
Srinivas Bommidala, Group Director	N.A.
B.V.N. Rao, Group Director	N.A.
G.B.S. Raju, Group Director	N.A.
N.C. Sarabeswaran, Independent Director*	0.66
R.S.S.L.N. Bhaskarudu, Independent Director	0.76
S. Rajagopal, Independent Director	0.64
S. Sandilya, Independent Director	0.28
C.R. Muralidharan, Independent Director	0.28
Vissa Siva Kameswari, Independent Director	0.66
Madhva Terdal, Whole Time Director*	21.11

\*Mr. Madhva Terdal was appointed as whole time director of the company w.e.f August 8, 2019. However for the purpose of comparing his remuneration, the median remuneration has been proportionated.

- b) The percentage increase in remuneration of each director, Chief Financial Officer, Chief Executive Officer, Company Secretary or Manager, if any, in the financial year:

Name of the Director (Mr./Mrs.)	Ratio of Director’s remuneration to the median remuneration of the employees of the Company for the financial year
G.M. Rao, Chairman	N.A.
Grandhi Kiran Kumar, Managing Director	N.A.
Srinivas Bommidala, Group Director	N.A.
B.V.N. Rao, Group Director	N.A.
G. B. S. Raju, Group Director	N.A.
N.C. Sarabeswaran, Independent Director*	26.92
R.S.S.L.N. Bhaskarudu, Independent Director*	8.57
S. Rajagopal, Independent Director*	14.29
S. Sandilya, Independent Director*	16.67
C. R. Muralidharan, Independent Director*	Nil
Vissa Siva Kameswari, Independent Director*	26.92
Madhva Terdal, Whole Time Director*	N.A.
Saurabh Chawla, Chief Financial Officer <sup>§</sup>	N.A.
T. Venkat Ramana, Company Secretary	(1.17)

\*Sitting fees paid to the Independent Directors. While there is no change in sitting fee for meeting the change is on account of more number of meeting during the year.

\*\*Since appointed as whole time director of the Company with effect from August 8, 2019.

§ Since appointed as CFO of the Company with effect from February 15, 2019.

- a) The percentage increase/(decrease) in the median remuneration of employees in the financial year: 16.02%
- b) The number of permanent employees on the rolls of the company as on March 31, 2020: 258
- c) Average percentile/percentage increase already made in the salaries of employees other than the managerial personnel in the last financial year, its comparison with the percentile increase in the managerial remuneration, justification thereof and point out if there are any exceptional circumstances for increase in the managerial remuneration: Average percentile/percentage increase already made in the salaries of employees other than the managerial personnel in the last financial year was 5.50%. No remuneration was paid to the Managing Director/Executive Director of the Company during the year under review.
- d) Affirmation that the remuneration is as per the remuneration policy of the Company: It is affirmed that the remuneration is as per the 'Remuneration Policy for Directors, Key Managerial Personnel and other employees' adopted by the Company.

**‘ANNEXURE G’ TO THE BOARD’S REPORT**  
**DIVIDEND DISTRIBUTION POLICY**

(Pursuant to Regulation 43 A of the Securities and Exchange Board of India  
(Listing Obligations and Disclosure Requirements) Regulation 2015)

The Board of Directors (the “Board”) of GMR Infrastructure Limited (the “Company”) has adopted the Dividend Distribution Policy (the “Policy”) of the Company as required in terms of Regulation 43A of the SEBI (Listing Obligations and Disclosure Requirements) Regulations, 2015 (the “Listing Regulations”) in its meeting held on December 7, 2016.

**EFFECTIVE DATE**

The Policy shall become effective from the date of its adoption by the Board i.e. December 7, 2016.

**PURPOSE, OBJECTIVES AND SCOPE**

The Securities and Exchange Board of India (“SEBI”) vide its Notification dated July 08, 2016 amended the Listing Regulations by inserting Regulation 43A, requiring top five hundred listed companies based on their market capitalization, calculated as on the 31st day of March of every year to have a Dividend Distribution Policy in place. The Policy sets out the circumstances and different factors for consideration by the Board at the time of taking the decisions of distribution or of retention of profits, in the interest of providing transparency to the shareholders.

The Policy is not an alternative to the decision of the Board for recommending dividend, which is made every year after taking into consideration all the relevant circumstances enumerated hereunder or other factors as may be deemed relevant by the Board.

Declaration of dividend on the basis of parameters in addition to the elements of this Policy or resulting in amendment of any element of this Policy shall be regarded as deviation. Any such deviation, in extraordinary circumstances, when deemed necessary in the interests of the Company, along with the rationale shall be disclosed in the Annual Report by the Board of Directors and on the Company website.

The Policy reflects the intent of the Company to reward its shareholders by sharing a portion of its profits after retaining sufficient funds for growth of the Company. The Company shall pursue this Policy, to pay, subject to the circumstances and factors enlisted hereon, dividend, which shall be consistent with the performance of the Company over the years.

**A. Circumstances under which the shareholders may or may not expect dividend**

The Equity shareholders of the Company may expect dividend only if the Company is having surplus funds after providing all expenses, depreciation etc., and complying all other statutory requirements of the Companies Act 2013. Company’s immediate expansion / investment plans shall also be a big factor for taking the dividend decision and determine the dividend amount. The Board shall consider the factors provided under Para B and Para C below, before determination of any dividend pay-out. The decision of dividend pay-out shall, majorly be based on taking a balanced view of factors mentioned below, in the best interest of the shareholders and the Company.

Preference Shareholders shall be entitled and paid dividend at the fixed rate as per the terms of issue. In case of the Cumulative Preference Shares, if the Company is not having distributable profits for any certain financial year or the Company is not able to pay the dividend, then this shall be accumulated and be paid later on.

**B. Financial Parameters**

Subject to provisions of the Companies Act, 2013, dividend can be declared only out of the following:

- i) Currents Financial Year’s profits:
  - a) after providing for depreciation in accordance with law;
  - b) after transferring to reserve such amount as may be prescribed or as may be otherwise considered appropriate by the Board at its discretion;
  - c) after providing for accumulated losses, if any;.
- ii) The Profits for any previous financial year(s):
  - a) after providing for depreciation in accordance with law;
  - b) remaining undistributed; or

- iii) Out of both (i) & (ii) above.

In computing the above, the Board may at its discretion, subject to provisions of the law, exclude any or all of (i) extraordinary charges (ii) exceptional charges (iii) one off charges on account of change in law or rules or accounting policies or accounting standards (iv) provisions or write offs on account of impairment in investments (long term or short term) (v) non-cash charges pertaining to amortisation or resulting from changes in accounting policies or accounting standards.

The Board may, at its discretion, declare a special dividend under certain circumstances such as extraordinary profits from sale of investments.

Further, though it is not mandatory, the Board shall give due regard to the availability of profits as per consolidated financial statements of the company, besides availability of profits on a standalone basis.

## C. CONSIDERATIONS RELEVANT FOR DECISION OF DIVIDEND PAY-OUT

The Board shall consider the following, while taking decision of a dividend pay-out during a particular year:

### C-I External Factors

#### C-I.1 Statutory requirements

The Company shall observe the relevant statutory requirements including those with respect to mandatory transfer of a certain portion of profits to any specific reserve such as Debenture Redemption Reserve, Capital Redemption Reserve etc. as provided in the Companies Act, 2013, which may be applicable to the Company at the time of taking decision with regard to dividend declaration or retention of profit.

#### C-I.2 Agreements with lending institutions/ Debenture Trustees

The decision of dividend pay-out shall also be affected by the restrictions and covenants contained in the agreements as may be entered into with the lenders of the Company from time to time.

#### C-I.3 Macroeconomic conditions

Considering the state of economy in the Country, the policy decisions that may be formulated by the Government and other similar conditions prevailing in the international market which may have a bearing on or affect the business of the Company, the management may consider retaining a larger part of the profits to have sufficient reserves to absorb unforeseen circumstances.

#### C-I.4 Taxation and other regulatory concern

- Dividend distribution tax or any tax deduction at source as required by applicable tax regulations in India, as may be applicable at the time of declaration of dividend.
- Any restrictions on payment of dividends by virtue of any regulation as may be applicable to the Company at the time of declaration of dividend.

### C-II Internal Factors

The board shall also take into account the following internal factors while declaring dividend:-

- a) Profits earned during the year;
- b) Availability of adequate cash flow, after considering all debt servicing requirements;
- c) Present and future capital requirements of the existing businesses;
- d) Business acquisitions;
- e) Expansion/modernisation of existing businesses;
- f) Additional investments in subsidiaries/associates of the Company;
- g) Fresh investments into external businesses;
- h) Uncertainties, if any in the operating performance of business units;
- i) Management recommendations, based on any other consideration; and
- j) Any other factor as deemed fit by board.

#### D. MANNER OF UTILISATION OF RETAINED EARNINGS

The Board may retain the Company earnings in order to make better use of the available funds and increase the value of the stakeholders in the long run. The decision of utilization of the retained earnings of the Company shall be based on the following factors:

- a) Expansion plans;
- b) Investment needs of Subsidiary / Associate companies, in view of their respective project implementation / expansions/ modernisation etc.;
- c) Diversification of business;
- d) Funds requirement of business units, owing to uncertain operational performance;
- e) Long term strategic plans;
- f) Replacement of capital assets;
- g) Where the cost of debt is expensive;
- h) Other such criteria as the Board may deem fit from time to time.

#### E. PARAMETERS FOR VARIOUS CLASSES OF SHARES

1. The factors and parameters for declaration of dividend to different class of shares of the Company shall be same as covered above.
2. The payment of dividend shall be based on the respective rights attached to each class of shares as per their terms of issue.
3. The dividends shall be paid out of the Company's distributable profits and/or general reserves, and shall be allocated among shareholders on a pro-rata basis according to the number of each type and class of shares held.
4. Dividend when declared shall be first paid to the preference shareholders of the Company as per the terms and conditions of their issue.

#### F. MANNER OF DIVIDEND PAYOUT

Below is a summary of the process of declaration and payment of dividends, and is subject to applicable regulations:

##### **In case of final dividends**

1. Recommendation, if any, shall be done by the Board at its meeting that considers and approves the annual financial statements, subject to approval of the shareholders of the Company.
2. The dividend as recommended by the Board shall be approved/declared at the annual general meeting of the Company.
3. The payment of dividends shall be made within the statutory time to the shareholders entitled to receive the dividend on the record date/book closure period as per the applicable law.

##### **In case of interim dividend**

1. Interim dividend, if any, shall be declared by the Board.
2. Before declaring interim dividend, the Board shall consider the financial position of the Company that allows the payment of such dividend.
3. The payment of dividends shall be made within the statutory time to the shareholders entitled to receive the dividend on the record date as per the applicable laws.
4. In case no final dividend is declared, interim dividend paid during the year, if any, will be regarded as final dividend in the annual general meeting.

#### G. DISCLOSURE

This Policy, as approved by the Board of Directors, at its meeting held on December 7, 2016 shall be disclosed in the Annual Report, and hosted on the website of the Company at the link: [www.gmrgroup.in](http://www.gmrgroup.in).

#### H. AMENDMENT

The Policy shall automatically stand modified to cover revision(s)/amendment(s) in accordance with applicable laws and regulations in force from time to time.

Notwithstanding anything contained anywhere the Company reserves its right to alter/modify/add/delete or amend any of the provisions of this policy with the approval of management committee by way of resolution.



# Report on Corporate Governance

## I. Company's Philosophy on Code of Governance

The chosen vision of your Company is institution in perpetuity. The Company is deeply conscious that, while doing business successfully it will actively cater to building of nation and society around it. The long term interest of the Company, particularly in infrastructure domain, is closely woven with stakeholders' alignment. Your Company has large number of stakeholders in all spheres of business and society. It will be our endeavor to constantly promote and enhance the stakeholders' legitimate interests.

### Ethics / Governance Policies

The Company endeavors to conduct its businesses and strengthen relationships in a manner that is dignified, distinctive and responsible. The Company adheres to ethical standards to ensure integrity, transparency, independence and accountability in dealing with all stakeholders. Therefore, the Company has adopted various codes and policies to carry out its duties in an ethical manner. Some of these codes and policies are:

- Code of Conduct for Board Members
- Code of Conduct for Senior Management
- Code of Business Conduct and Ethics applicable to employees
- Code of Conduct for Prohibition of Insider Trading
- Corporate Social Responsibility Policy
- Dividend Distribution Policy
- Nomination and Remuneration Policy
- Policy on Whistle Blower
- Policy on Related Party Transactions
- Risk Management Policy
- Policy on Preservation of Documents and Archival of documents
- Policy on disclosure of material events and information
- Policy on Material Subsidiaries
- Policy against sexual harassment
- Business Responsibility Policy

## II. Board of Directors

### a. Board composition and category of Directors

The Company's policy is to maintain optimum combination of Executive and Non-Executive Directors. The composition of the Board and category of Directors is as follows:

Category	Name of the Directors
Promoter Directors	Mr. G.M. Rao (Chairman) Mr. Grandhi Kiran Kumar (Managing Director and CEO) Mr. Srinivas Bommidala Mr. G.B.S. Raju
Executive Director/Whole Time Director (other than above)	Mr. Madhva Terdal
Non-Executive Non Independent Directors	Mr. B.V.N. Rao

Category	Name of the Directors
Independent Non-Executive Directors	Mr. N.C. Sarabeswaran Mr. R.S.S.L.N. Bhaskarudu Mr. S. Rajagopal Mr. S. Sandilya Mr. C.R. Muralidharan Mrs. Vissa Siva Kameswari Mr. Suresh Lilaram Narang*

\* Appointed w.e.f April 22, 2020

Mr. G.M. Rao is the father of Mr. G. B. S. Raju and Mr. Grandhi Kiran Kumar and father-in-law of Mr. Srinivas Bommidala and therefore, are deemed to be related to each other accordingly. None of the other directors are related to any other director on the Board.

### b. Selection of Independent Directors

Taking the requirement of skill sets on the Board into consideration, eminent persons having independent standing in their respective field or profession and who can effectively contribute to the Company's business and policy decisions are considered by the Nomination and Remuneration Committee, for appointment as Independent Directors on the Board. The Committee considers qualification, positive attributes, area of expertise and number of Directorships and Memberships held in various committees of other companies by such persons for selection of directors and determining directors' independence. The Board considers the Committee's recommendations, takes appropriate decision and recommends to the shareholders for the appointment of the Independent Directors. The Independent Director(s), at the first meeting of the Board in which they participate as Director and thereafter at the first meeting of the Board in every financial year, give a declaration that they meet the criteria of independence as provided under the Companies Act, 2013 and Securities and Exchange Board of India (Listing Obligations and Disclosure Requirements) Regulations, 2015 (hereinafter referred to as "SEBI LODR").

### c. Familiarization programs for Board Members

The Board members are provided with necessary documents, viz., Company's corporate profile, its Mission, Vision, Values and Beliefs, Organization Structure, the Company's history and milestones, Annual Reports, a brief background on the business of the Company, Institutional Building and highlights of its performance, major policies of the Company, Code of Conduct, fund raising history etc. Periodic presentations are made to the Board on business and performance updates of the Company, global business environment, risk management, company policies, subsidiary information and changes in the regulatory environment applicable to the corporate sector and to the industry in which it operates and other relevant issues. The details of such familiarization programs for Independent Directors are posted on the website of the Company and can be accessed at the link: <https://investor.gmrgroup.in/independent-directors>.

**d. Meetings of Independent Directors**

As per requirement of Regulation 25 of SEBI LODR and Companies Act, 2013, the Independent Directors of the Company meet at least once in year without the presence of Non-independent Directors and management personnel. Such meetings enable Independent Directors to discuss matters pertaining to the Company's affairs and matters mentioned in Schedule IV of the Companies Act, 2013. The Independent Directors take appropriate steps to present their views to the Chairman. One meeting of the Independent Directors was held during the year.

**e. Code of Conduct**

As per requirement of Regulation 26(3) of SEBI LODR, the Board has laid down a Code of Conduct ("the Code") for all Board members and Senior Management Personnel of the Company. The Code is posted on the website of the Company (www.gmrgroup.in). All Board members and Senior Management Personnel affirm compliance with the Code on an annual basis and the declaration to that effect by Managing

Director and CEO, Mr. Grandhi Kiran Kumar is attached to this report.

A Code of Business Conduct and Ethics applicable to all the employees of the Group is communicated and affirmed by them periodically, which is to be followed in day to day work life and which enables the employees to maintain highest standards of values in their conduct to achieve organizational objectives.

The Company recognizes that sexual harassment violates fundamental rights of gender equality, right to life and liberty and right to work with human dignity as guaranteed by the Constitution of India. To meet this objective, measures have been taken to eliminate any act of sexual harassment (which includes unwelcomed sexually determined behavior) and to take necessary penal action, if required. The Company has taken initiatives to create wide awareness amongst the employees about the policy for prevention of sexual harassment by displaying posters at all the prominent places in the offices of the Company and organising awareness sessions.

**f. Attendance of Directors at Board Meetings, last Annual General Meeting (AGM) and number of other Directorships and Chairmanships / Memberships of Committees of each Director in various Companies and shareholding in GMR Infrastructure Limited:**

Sl. No.	Name of Director	DIN ^	Category @	Number of other Directorships held in other Public Limited Companies as on March 31, 2020#		Number of committee Chairmanships / memberships held in Public Limited Companies as on March 31, 2020*		Board Meetings during the period from April 01, 2019 to March 31, 2020		Whether present at the Previous AGM held on September 16, 2019	No. of shares held***
				Chairman	Director	Chairman	Member	Held	Attended <sup>§</sup>		
1.	Mr. G.M. Rao	00574243	NEC	5	1	-	-	9	7	Yes	1732330 <sup>α</sup>
2.	Mr. Grandhi Kiran Kumar	00061669	MD & CEO	1	5	-	1	9	6	Yes	873160 <sup>α</sup>
3.	Mr. Srinivas Bommidala	00061464	NEPD	1	7	-	1	9	5	No	452660 <sup>α</sup>
4.	Mr. G.B.S. Raju	00061686	NEPD	2	6	-	2	9	3	Yes	545160 <sup>α</sup>
5.	Mr. B.V.N. Rao	00051167	NENID	1	3	-	1	9	6	No	182142
6.	Mr. N.C. Sarabeswaran	00167868	NEID	-	5	3	3	9	9	Yes	24285
7.	Mr. R.S.S.L.N. Bhaskarudu	00058527	NEID	-	9	5	5	9	9	Yes	Nil
8.	Mr. S. Sandilya	00037542	NEID	2	1	4	1	9	7	Yes	7000
9.	Mr. S. Rajagopal	00022609	NEID	1	7	-	6	9	9	Yes	26714<
10.	Mr. C.R. Muralidharan	02443277	NEID	-	4	1	1	9	7	Yes	Nil
11.	Mrs. Vissa Siva Kameswari	02336249	NEID	-	7	-	7	9	9	Yes	Nil
12.	Mr. Madhva Terdal **	05343139	ED	-	4	-	1	9	7	Yes	292214

^ DIN - Director Identification Number

@ NEC - Non-Executive Chairman, MD & CEO - Managing Director and Chief Executive Officer, NEPD - Non-Executive Promoter Director, NENID - Non-Executive Non-Independent Director, NEID - Non-Executive Independent Director, ED - Executive Director

# Other companies do not include directorship(s) of this company, private limited companies, Section 8 companies and companies incorporated outside India.

\* Committee means Audit Committee and Stakeholders' Relationship Committee.

\*\* Mr. Madhva Terdal was appointed as an Executive director of the Company w.e.f. August 8, 2019.

§ Attendance includes participation through video conference.

α Shareholding includes shares held as Karta of HUF.

\*\*\* No convertible instrument was held by the Directors.

< Holding jointly with Mrs. Geetha Rajagopal, wife of Mr. S. Rajagopal.

Nine Board Meetings were held during the Financial Year (FY) ended March 31, 2020, i.e., on May 29, 2019, August 8, 2019, August 14, 2019, September 16, 2019, November 14, 2019, February 13, 2020, February 17, 2020, February 20, 2020 and March 19, 2020. At least one board meeting was held in each Quarter. The gap between any two consecutive board meetings did not exceeds 120 days.

**g. Name of the listed entities, other than GMR Infrastructure Limited, where a director of the Company, is a director:**

Sl. No.	Name of Director	Name of other listed entities	Category
1.	Mr. G.M. Rao	GMR Enterprises Private Limited*	Non-Executive Chairman
		GMR Airports Limited*	Non-Executive Chairman

Sl. No.	Name of Director	Name of other listed entities	Category
2.	Mr. Grandhi Kiran Kumar	GMR Enterprises Private Limited*	Non-Executive Director
		JSW GMR Cricket Private Limited*	Non-Executive Director
		GMR Airports Limited*	Joint Managing Director & CEO
3.	Mr. Srinivas Bommidala	GMR Enterprises Private Limited*	Non-Executive Director
		GMR Warora Energy Limited*	Managing Director
		JSW GMR Cricket Private Limited*	Non-Executive Director
		GMR Airports Limited*	Joint Managing Director
4.	Mr. G.B.S. Raju	GMR Enterprises Private Limited*	Non-Executive Director
		GMR Air Cargo and Aerospace Engineering Limited*	Chairman
		GMR Airports Limited*	Non-Executive Vice Chairman
5.	Mr. B.V.N. Rao	GMR Enterprises Private Limited*	Non-Executive Director

Sl. No.	Name of Director	Name of other listed entities	Category
6.	Mr. N.C. Sarabeswaran	Madura Micro Finance Limited*	Non-Executive Independent Director
		GMR Airports Limited*	Non-Executive Independent Director
		GMR Air Cargo And Aerospace Engineering Limited*	Independent director
7.	Mr.R.S.S.L.N. Bhaskarudu	GMR Airports Limited*	Independent Director
8.	Mr. S. Sandilya	Eicher Motors Limited	Non-Executive Independent Director
		Mastek Limited	Non-Executive Independent Director
		Rane Brake Lining Limited	Non-Executive - Independent Director
9.	Mr. S. Rajagopal	SREI Infrastructure Finance Limited	Non-Executive - Independent Director
		GMR Warora Energy Limited*	Non-Executive Director
10.	Mr. C.R. Muralidharan	Shriram City Union Finance Limited	Non-Executive Director
11.	Mrs. Vissa Siva Kameswari	VST Tillers Tractors Limited	Non-Executive - Independent Director
		GMR Airports Limited*	Non-Executive Independent Director
12.	Mr. Madhva Terdal	Nil	Nil

\*Debt listed company

- h. The following is the list of core skills/expertise/competencies identified by the Board of directors required for effective functioning as required in the context of the business(es) and sectors for it to function effectively, which are available with the Board. The names of directors who have such skills/expertise/competencies as identified by the Board are given below:

Area of Skills/ Expertise	Mr. G.M. Rao	Mr. Grandhi Kiran Kumar	Mr. Srinivas Bommidala	Mr. G.B.S Raju	Mr. B.V.N Rao	Mr. C.R. Murlidharan	Mr. N.C. Sara-beswaran	Mr. R.S.S.L.N Bhaskarudu	Mr. S. Sandilya	Mr. S. Rajagopal	Mrs. Vissa Siva Kameswari	Mr. Madhva Terdal
Project Management	√	√	√	√	√			√	√		√	√
Domain/ Industry Specialist	√	√	√	√	√	√	√	√		√	√	√
Asset Management/ Operational Excellence	√	√	√	√	√	√		√	√	√		√
Business Development & Business Strategist	√	√	√	√	√	√	√	√	√	√	√	√
Organizational Learning and Institutional Memory	√	√	√	√	√	√	√	√	√	√	√	√
Governance Consciousness												
Functional expertise	√	√	√	√	√	√	√	√	√	√	√	√
Information Technology												
Finance & Banking, etc.												
Networking	√	√	√	√	√	√	√	√	√	√	√	√

Area of Skills/ Expertise	Mr. G.M. Rao	Mr. Grandhi Kiran Kumar	Mr. Srinivas Bommidala	Mr. G.B.S Raju	Mr. B.V.N Rao	Mr. C.R. Murlidharan	Mr. N.C. Sarabeswaran	Mr. R.S.S.L.N Bhaskarudu	Mr. S. Sandilya	Mr. S. Rajagopal	Mrs. Vissa Siva Kameswari	Mr. Madhva Terdal
General Attributes	√	√	√	√	√	√	√	√	√	√	√	√
-Entrepreneurship												
-Understanding of Domestic Economic Environment & Global Issue												
Interpersonal communication skills, Leadership Skills												
Soundness of Judgement, People and process orientation												

i. **The Independent Directors, in the opinion of the Board, fulfill the conditions specified in SEBI LODR and are independent to the management.**

### III. Audit Committee

**a. Composition of Audit Committee:**

The Audit Committee comprises of the following Directors:

Names	Designation
Mr. N. C. Sarabeswaran (Non-Executive Independent Director)	Chairman
Mr. R.S.S.L.N. Bhaskarudu (Non-Executive Independent Director)	Member
Mr. S. Rajagopal Non-Executive (Non-Executive Independent Director)	Member
Mrs. Vissa Siva Kameswari (Non-Executive Independent Director)	Member

Mr. T. Venkat Ramana, Company Secretary and Compliance Officer, acts as Secretary to the Audit Committee.

Mr. N. C. Sarabeswaran, Chairman of the Audit Committee, had attended the last Annual General Meeting held on September 16, 2019 and was available to address the queries of the shareholders.

**b. Meetings and attendance during the year:**

During the FY ended March 31, 2020, seven meetings of the Audit Committee were held i.e., on May 28, 2019, August 05, 2019, August 13, 2019, September 16, 2019, November 13, 2019, February 12, 2020 and February 13, 2020.

The attendance of the Audit Committee members is as under

Names	No. of the Meetings	
	Held	Attended
Mr. N.C. Sarabeswaran	7	7
Mr. S. Rajagopal	7	7
Mr. R.S.S.L.N. Bhaskarudu	7	7
Mrs. Vissa Siva Kameswari	7	7

**c. The terms of reference of the Audit Committee are as under:**

- i. Oversee the Company's financial reporting process and the disclosure of its financial information to ensure that the financial statement is correct, sufficient and credible;
- ii. Recommendation for appointment, remuneration and terms of appointment of auditors of the Company;
- iii. Approval of payment to statutory auditors for any other services rendered by the statutory auditors;
- iv. Reviewing, with the management, the annual financial statements and auditors' report thereon before submission to the board for approval, with particular reference to:
  - (a) Matters required to be included in the Director's Responsibility Statement to be included in the Board's Report in terms of clause (c) of sub-section 3 of section 134 of the Companies Act, 2013;
  - (b) Changes, if any, in accounting policies and practices and reasons for the same;
  - (c) Major accounting entries involving estimates based on the exercise of judgment by management;
  - (d) Significant adjustments made in the financial statements arising out of audit findings;
  - (e) Compliance with listing and other legal requirements relating to financial statements;
  - (f) Disclosure of any related party transactions; and
  - (g) Qualifications in the draft audit report.
- v. Reviewing with the management, the quarterly financial results before submission to the board for approval;
- vi. Reviewing with the management, the statement of uses / application of funds raised through an issue (public issue, rights issue, preferential issue, etc.), the statement of funds utilized for purposes other than those stated in the offer document /

prospectus / notice and the report submitted by the monitoring agency monitoring the utilization of proceeds of a public or rights issue and making appropriate recommendations to the Board to take up steps in this matter;

- vii. Review and monitor the auditor's independence and performance and effectiveness of audit process;
- viii. Approval or any subsequent modification of transactions of the Company with related parties;
- ix. Scrutiny of inter-corporate loans and investments;
- x. Valuation of undertakings or assets of the Company, wherever it is necessary;
- xi. Evaluation of internal financial controls and risk management systems;
- xii. Reviewing with the management, performance of statutory and internal auditors, adequacy of the internal control systems;
- xiii. Reviewing the adequacy of internal audit function, if any, including the structure of the internal audit department, staffing and seniority of the official heading the department, reporting structure coverage and frequency of internal audit;
- xiv. Discussion with internal auditors of any significant findings and follow up thereon;
- xv. Reviewing the findings of any internal investigations by the internal auditors into matters where there is suspected fraud or irregularity or a failure of internal control systems of a material nature and reporting the matter to the Board;
- xvi. Discussion with statutory auditors before the audit commences, about the nature and scope of audit as well as post-audit discussion to ascertain any area of concern;
- xvii. To look into the reasons for substantial defaults in the payment to the depositors, debenture holders, shareholders (in case of non-payment of declared dividends) and creditors;
- xviii. To review the functioning of the Whistle Blower mechanism;
- xix. Approval of appointment of CFO (i.e., the Whole-time Finance Director or any other person heading the finance function or discharging that function) after assessing the qualifications, experience and background etc., of the candidate;
- xx. Review the utilization of loans and/ or advances from/ investment in any subsidiary exceeding ₹ 100 Crore or 10% of the asset size of such subsidiary, whichever is lower including existing loans / advances / investments;
- xxi. Review compliance with the provisions of Securities and Exchange Board of India (Prohibition of Insider Trading) Regulations, 2015 at least once in a financial year and shall verify that the systems for internal control are adequate and are operating effectively.

#### IV. Nomination and Remuneration Committee

##### a. Composition of Nomination and Remuneration Committee:

The Nomination and Remuneration Committee comprises of the following Directors:

Names	Designation
Mr. R.S.S.L.N. Bhaskarudu (Non-Executive Independent Director)	Chairman
Mr. B.V.N. Rao (Non-Executive Non Independent Director)	Member
Mr. N.C. Sarabeswaran (Non-Executive Independent Director)	Member

Mr. T. Venkat Ramana, Company Secretary and Compliance Officer, acts as the Secretary to the Nomination and Remuneration Committee.

Mr. R.S.S.L.N. Bhaskarudu, Chairman of the Nomination and Remuneration Committee, attended the last Annual General Meeting held on September 16, 2019.

##### b. Meetings and Attendance during the year:

During the FY ended March 31, 2020, one meeting of the Nomination and Remuneration Committee was held on August 8, 2019.

The attendance of the Nomination and Remuneration Committee members is as under:

Names	No. of the Meetings	
	Held	Attended
Mr. R.S.S.L.N. Bhaskarudu	1	1
Mr. B.V.N. Rao	1	1
Mr. N.C. Sarabeswaran	1	1

##### c. The terms of reference of the Nomination and Remuneration Committee are as under:

- i. Identify persons who are qualified to become directors and who may be appointed in senior management in accordance with the criteria laid down, recommend to the Board their appointment and removal;
- ii. Specify the manner for effective evaluation of performance of Board, its committees and individual directors to be carried out either by the Board, by the Nomination and Remuneration Committee or by an independent external agency and review its implementation and compliance;
- iii. Formulate the criteria for determining qualifications, positive attributes and independence of a director and recommend to the Board a policy, relating to the remuneration for the directors, key managerial personnel and other employees;
- iv. Formulation of criteria for evaluation of Independent Directors and the Board;
- v. Devising a policy on Board diversity;
- vi. Ensuring that the Board comprises of a balanced combination of Executive Directors and Non-Executive Directors;
- vii. All information about the Directors / Managing Directors / Whole time Directors / Key Managerial Personnel i.e., background details, past remuneration, recognition or awards, job profile shall be considered and disclosed to shareholders, where required;

- viii. The Committee shall take into consideration and ensure the compliance of provisions under Schedule V of the Companies Act, 2013 for appointing and fixing remuneration of Managing Directors / Whole time Directors;
- ix. While approving the remuneration, the Committee shall take into account financial position of the Company, trend in the industry, qualification, experience and past performance of the appointee;
- x. Recommending to the Board, all remuneration, in whatever form, payable to senior management;
- xi. The Committee shall be in a position to bring about objectivity in determining the remuneration package while striking the balance between the interest of the Company and the shareholders.

**d. Performance evaluation criteria for Independent Directors and Board**

The Nomination and Remuneration Committee coordinates and oversees the annual self-evaluation of the Board including committees thereof and of individual directors. It reviews and discusses all matters pertaining to performance of all directors including independent directors, periodically as may be necessary on the basis of the detailed performance parameters set forth. The Committee also periodically evaluates the usefulness of such performance parameters and makes necessary amendments.

The Nomination and Remuneration Committee has laid down the criteria/questionnaires for performance evaluation of Board, Committees and Directors (including Independent Directors) which is based on certain parameters inter-alia including the following:

- i. Frequency of meetings and attendance of Directors.
- ii. Timeliness of circulating Agenda for meetings.
- iii. Quality, quantity and timeliness of flow of information to the Board.
- iv. Promptness with which Minutes of the meetings are drawn and circulated.
- v. Opportunity to discuss matters of critical importance, before decisions are made.
- vi. Familiarity with the objects, operations and other functions of the Company.
- vii. Level of monitoring of Corporate Governance Regulations and compliance.
- viii. Involvement of Board in Strategy evolution and monitoring.
- ix. Performance of the Chairperson of the Company including leadership qualities.
- x. Director's contribution for enhancing the governance, regulatory, legal, financial, fiduciary and ethical obligations of the Board.
- xi. Director's adherence to high standards of integrity, confidentiality and ethics.
- xii. Overall performance and contribution of directors at meetings.
- xiii. Overall performance of the Board/Committees.

**e. Nomination and Remuneration Policy**

In terms of the provisions of Section 178 of the Companies Act, 2013 and Regulation 19 of SEBI LODR, the Nomination and Remuneration Committee (NRC) is responsible for formulating the criteria for determining qualification, positive attributes and independence of Directors. The NRC is also responsible for recommending to the Board a policy relating to the remuneration of the Directors, Key Managerial Personnel and Senior Management. In line with this requirement, the Board had adopted the Nomination and Remuneration Policy. The Remuneration Policy is available on the website of the Company at the link: <https://investor.gmrgroup.in/policies>.

**V. Details of remuneration paid during the FY ended March 31, 2020 to the Directors are furnished hereunder:**

- a. There was no pecuniary relationship or transaction between the Non-Executive Directors and the Company during the FY 2019-20.
- b. Criteria for making payments to Non-Executive Directors: - The Independent Directors may receive remuneration by way of fees for attending meetings of Board or Committees thereof. The Sitting fee as decided by the Board is reasonable and sufficient to attract, retain and motivate Independent Directors aligned to the requirements of the Company (taking into consideration the challenges faced by the Company and its future growth imperatives). However, it is ensured that the amount of such fees does not exceed the amount prescribed by the Central Government from time to time.

Other than the above, no other payments are made to the Non-Executive Directors of the Company.

**c. Details of Remuneration to Directors:**

Names	Category	Salary, Commission and allowance(s) (₹)	Perquisites (₹)	Sitting Fees (₹)	Total (₹)
Mr. G.M. Rao	NEC	-	-	-	-
Mr. Grandhi Kiran Kumar <sup>§</sup>	MD & CEO	-	-	-	-
Mr. Srinivas Bommidala	NEPD	-	-	-	-
Mr. G.B.S. Raju	NEPD	-	-	-	-
Mr. B.V.N. Rao	NENID	-	-	-	-
Mr. N.C. Sarabeswaran	NEID	-	-	6,60,000	6,60,000
Mr. R.S.S.L.N. Bhaskarudu	NEID	-	-	7,60,000	7,60,000
Mr. S. Sandilya	NEID	-	-	2,80,000	2,80,000
Mr. S. Rajagopal	NEID	-	-	6,40,000	6,40,000
Mr. C.R. Muralidharan	NEID	-	-	2,80,000	2,80,000
Mrs. Vissa Siva Kameswari	NEID	-	-	6,60,000	6,60,000
Mr. Madhva Terdal* <sup>§</sup>	ED	1,29,08,681	8,05,773	-	1,37,14,454

\* Mr. Madhva Terdal was appointed as an Executive Director of the Company w.e.f. August 8, 2019.

§ No service contracts, notice period and severance fee are applicable.

Note: The company does not have any stock option plan or performance-linked incentive for the director(s).

## VI. Stakeholders' Relationship Committee

### a. Composition of the Committee:

The Stakeholders' Relationship Committee comprises of the following Directors:

Name	Designation
Mr. R.S.S.L.N. Bhaskarudu (Non-Executive Independent Director)	Chairman
Mr. B.V.N. Rao (Non-Executive Non Independent Director)	Member
Mr. G.B.S. Raju (Non-Executive Promoter Director)	Member

Mr. T. Venkat Ramana, Company Secretary and Compliance Officer, acts as Secretary to the Stakeholders' Relationship Committee.

Mr. R.S.S.L.N. Bhaskarudu, Chairman of the Stakeholders' Relationship Committee, attend the last Annual General Meeting held on September 16, 2019.

### b. Meetings and attendance during the year:

During the FY ended March 31, 2020, four meetings of the Stakeholders' Relationship Committee were held i.e., on May 29, 2019, August 14, 2019, November 14, 2019 and February 13, 2020. The attendance of the Stakeholders' Relationship Committee members is as under:

Names	No. of the Meetings	
	Held	Attended
Mr. R.S.S.L.N. Bhaskarudu	4	4
Mr. B.V.N. Rao	4	4
Mr. G.B.S. Raju	4	1

### c. The terms of reference of the Stakeholders' Relationship Committee are as under:

- Allotment of all types of securities to be issued by the Company;
- Transfer, transposition and transmission of securities;
- Issuance of duplicate shares or other securities;
- Dealing with complaints about non-receipt of declared dividend, non-receipt of Annual Reports, issue of new/duplicate certificates, general meetings etc.;
- Review of the various measures and initiatives taken by the Company for reducing the quantum of unclaimed dividends, if any, and ensuring timely receipt of dividend warrants/annual reports/statutory notices by the shareholders;
- Investigate into security holders/ other investor's complaints and take necessary steps for redressal thereof;
- Review of measures taken for effective exercise of voting rights by shareholders;
- To perform all functions relating to the interests of shareholders / security holders/ investors of the Company as may be required by the provisions of the Companies Act, 2013, Listing Agreements with the Stock Exchanges and guidelines issued by the SEBI or any other regulatory authority;
- Authorise Company Secretary or other persons to take necessary action;
- Appointment and fixation of remuneration of the Registrar and Share Transfer Agent and Depositories and to review their performance.

- Review of adherence to the service standards adopted by the Company in respect of various services being rendered by the Registrar & Share Transfer Agent.

### d. The details of the complaints received during the FY 2019-20 and the status of the same are as below:

- Number of complaints pending as on April 1, 2019 : NIL
- Number of shareholder complaints received\* : 72
- Number of complaints resolved\* : 72
- Number of complaints not resolved to the satisfaction of shareholders : NIL
- Number of complaints pending as on March 31, 2020 : NIL

\*excluding the number (180) of requests received and resolved for copy of Annual Report.

## VII. Other Committees:

### 1. Management Committee

#### a. Composition of Management Committee:

The Management Committee comprises of the following Directors:

Name	Designation
Mr. G.M. Rao (Non-Executive Chairman)	Chairman
Mr. Grandhi Kiran Kumar (Managing Director & CEO)	Member
Mr. Srinivas Bommidala (Non-Executive Promoter Director)	Member
Mr. G.B.S. Raju (Non-Executive Promoter Director)	Member
Mr. B.V. N. Rao (Non-Executive Non Independent Director)	Member

Mr. T. Venkat Ramana, Company Secretary and Compliance Officer, acts as Secretary to the Management Committee.

#### b. Meetings and attendance during the year:

During the FY 2019-20, Eighteen meetings of the Management Committee were held i.e., on April 29, 2019, May 13, 2019, June 24, 2019, July 01, 2019, August 19, 2019, September 13, 2019, September 25, 2019, October 10, 2019, October 25, 2019, November 21, 2019, December 17, 2019, January 07, 2020, January 27, 2020, February 20, 2020, March 5, 2020, March 7, 2020, March 20, 2020, and March 27, 2020.

The attendance of members is as under:

Names	No. of the Meetings	
	Held	Attended
Mr. G.M. Rao	18	18
Mr. Grandhi Kiran Kumar	18	15
Mr. Srinivas Bommidala	18	14
Mr. G.B.S. Raju	18	13
Mr. B.V.N. Rao	18	15

**c. The terms of reference of the Management Committee are as under:**

Approval relating to operational matters such as investments in new projects, financial matters, providing loans, borrowings, giving corporate guarantees, providing securities, capital expenditure, purchases and contracts - non-capital (including services), long-term contracts, stores, HR related matters, establishment and administration, writing-off of assets etc. within the authority delegated by the Board etc.

The Board of Directors from time to time delegates specific powers to the Management Committee.

**2. Corporate Social Responsibility (CSR) Committee**

**a. Composition of CSR Committee:**

The CSR Committee comprises of the following Directors:

Name	Designation
Mr. R. S. S. L. N. Bhaskarudu (Non-Executive Independent Director)	Chairman
Mr. B.V.N. Rao (Non-Executive Non Independent Director)	Member
Mr. G.B.S. Raju (Non-Executive Promoter Director)	Member

Mr. T. Venkat Ramana, Company Secretary and Compliance Officer, acts as Secretary to the CSR Committee.

**b. Meetings and attendance during the year:**

During the FY ended March 31, 2020, one meeting of CSR Committee was held i.e., on August 5, 2019. The attendance of the CSR Committee members is as under:

Names	No. of the Meetings	
	Held	Attended
Mr. R.S.S.L.N. Bhaskarudu	1	1
Mr. B.V.N. Rao	1	1
Mr. G.B.S. Raju	1	0

**c. The terms of reference of the CSR Committee are as follows:**

- i. Preparation of Corporate Social Responsibility Policy for the Company and to recommend the Board for its approval;
- ii. Recommendation of projects or programmes relating to activities to be undertaken by the Company as specified in Schedule VII of the Companies Act, 2013;
- iii. To recommend on CSR activities to be undertaken by the Company on its own or in collaboration with any registered trust / society or a company established under Section 25 of the Companies Act, 1956 or under Section 8 of the Companies Act, 2013;
- iv. To institute a transparent monitoring mechanism for implementation of the CSR projects or programs or activities undertaken by the Company or trust / society / company mentioned in point no.(iii);
- v. To report periodically on the CSR activities of the Company to the Board and in the Board's report;
- vi. To seek expert advice on CSR activities of the Company that may be appropriate to discharge its responsibilities; and
- vii. To take up any other roles and responsibilities delegated by the Board from time to time.

**3. Debentures Allotment Committee**

**a. Composition of Debentures Allotment Committee:**

The Debentures Allotment Committee comprises of the following Directors:

Name	Designation
Mr. B.V.N. Rao (Non-Executive Non Independent Director)	Member
Mr. Srinivas Bommidala (Non-Executive Promoter Director)	Member
Mr. G.B.S. Raju (Non-Executive Promoter Director)	Member

Mr. T. Venkat Ramana, Company Secretary and Compliance Officer, acts as Secretary to the Debentures Allotment Committee.

**b. Meetings and attendance during the year:**

During the FY ended March 31, 2020, one meeting of the Debenture Allotment Committee was held i.e., on September 28, 2019.

The attendance of members is as under:

Names	No. of the Meetings	
	Held	Attended
Mr. B.V.N. Rao	1	1
Mr. Srinivas Bommidala	1	1
Mr. G.B.S. Raju	1	0

**c. The terms of reference of the Debentures Allotment Committee are as under:**

Issuance and allotment of debentures on such terms and conditions as may be prescribed from time to time in this regard.

**4. Risk Management Committee**

**a. Composition of Risk Management Committee:**

The Risk Management Committee comprises of the following:

Name	Designation
Mr. Grandhi Kiran Kumar (Managing Director & CEO)	Chairman
Mr. B V N Rao (Non-Executive Non Independent Director)	Member
Mrs. Vissa Siva Kameswari (Non- Executive Independent Director)	Member
Mr. Saurabh Chawla (Executive Director-Finance & Strategy and CFO)	Member
Mr. Suresh Bagrodia (GCFO- Operations)	Member

Mr. T. Venkat Ramana, Company Secretary and Compliance Officer, acts as Secretary to the Risk Management Committee.

**b. Meetings and attendance during the year:**

During the FY ended March 31, 2020, one meeting of the Risk Management Committee was held i.e., on August 5, 2019.

The attendance of members is as under:



Name	No. of the Meetings	
	Held	Attended
Mr. Grandhi Kiran Kumar (Managing Director & CEO)	1	1
Mr. B.V.N. Rao (Non-Executive Non Independent Director)	1	1
Mrs. Vissa Siva Kameswari (Non-Executive Independent Director)	1	1
Mr. Saurabh Chawla (Executive Director-Finance & Strategy and CFO)	1	0
Mr. Suresh Bagrodia (GCFO-Operations)	1	1

**c. The terms of reference of the Risk Management Committee are as under:**

- i. Monitoring and reviewing of Risk Management Plan. The Risk Management Plan to include periodically assessing and evaluating risks, i.e., identification and quantification of risks

and ensuring that the Company is taking adequate measures to mitigate the risks and periodically monitoring the risks affecting the company.

- ii. Periodically reviewing and evaluating the Risk Management Policy and practices with respect to risk assessment and risk management processes and recommending changes to such Policy and / or associated frameworks, processes and practices of the Company.
- iii. Understanding the cyber risks facing the organization and how they may affect the business and challenging the effectiveness of the company's cybersecurity risk management program and to ensure that the Company is taking adequate measures to mitigate the cyber risks.
- iv. Performing such other functions as may be necessary or appropriate for the performance of its oversight function and do other activities related to this Charter as may be requested by the Board of Directors or to address issues related to any significant subject within its term of reference.

## VIII. General Body Meetings

### a. Annual General Meetings

The venue, date and time of the Annual General Meetings held during the preceding three years and the Special Resolutions passed thereat were as under:

Year	Venue	Date and Time	Special Resolutions passed
2018-19	K. R. Foundation, Sheila Gopal Raheja Auditorium, Balgandharva Rangmandir, Junction 24 <sup>th</sup> & 32 <sup>nd</sup> Road, Bandra (West), Mumbai-400050.	September 16, 2019 at 3.00 p.m.	1. Appointment of Mr. Madhva Bhimacharya Terdal as a Whole Time Director of the Company. 2. Approval for issue and allotment of securities, for an amount upto ₹ 2,500 Crore in one or more tranches. 3. Approval for issue and allotment of Optionally Convertible Debentures. 4. Approval of amendment of Welfare Trust of GMR Infra Employees.
2017-18	Rangsharda Auditorium, Hotel Rangsharda, Near Lilavati Hospital, KC Marg, Bandra Reclamation Flyover, Bandra (West), Mumbai - 400050, Maharashtra.	September 21, 2018 at 3.00 p.m.	1. Approval for continuation of Mr. R.S.S.L.N. Bhaskarudu as a Non-Executive Independent Director of the Company beyond the age of 75 years. 2. Approval for continuation of Mr. N.C. Sarabeswaran as a Non-Executive Independent Director of the Company beyond the age of 75 years. 3. Approval for continuation of Mr. S. Rajagopal as a Non-Executive Independent Director of the Company beyond the age of 75 years. 4. Approval for issue and allotment of Securities for an amount upto ₹2,500 Crore in one or more tranches. 5. Approval for issue and allotment of Optionally Convertible Debentures.
2016-17	Rangsharda Auditorium, Hotel Rangsharda, Near Lilavati Hospital, KC Marg, Bandra Reclamation Flyover, Bandra (West), Mumbai 400050, Maharashtra.	September 29, 2017 at 2.15 p.m.	1. Approval for issue and allotment of Securities for an amount upto ₹2,500 Crore in one or more tranches. 2. Re-appointment of Mr. G.M. Rao as Executive Chairman of Company. 3. Re-appointment of Mr. Grandhi Kiran Kumar as Managing Director of the Company.

### b. Extraordinary General Meetings

No Extraordinary General Meeting (EGM) was held during the three years preceding the FY 2019-20.

### c. Special Resolution passed through postal ballot:

During the year under review, special resolutions were passed through the exercise of postal ballot on May 29, 2019 and March 30, 2020.

#### 1. Special resolution passed by way of postal ballot on May 29, 2019:

- i. Approve divestment of minority equity stake in GMR Airports Limited and approvals in terms of section 180(1)(a) of the Companies Act, 2013 and Regulation 24 of SEBI (Listing Obligations and Disclosure Requirements) Regulations, 2015.

The Board had appointed Mr. V. Sreedharan, Practising Company Secretary as the Scrutinizer to conduct the postal ballot voting process in a fair and transparent manner.

The details of the voting pattern in respect of the Special Resolution passed was as under:

Resolution	No. of Votes Polled	No. of Votes Cast in Favor	No. of Votes Cast Against	% of Votes Cast in Favour on Votes Polled	% of Votes Cast Against on Votes Polled
Approve divestment of minority equity stake in GMR Airports Limited and approvals in terms of section 180(1)(a) of the Companies Act, 2013 and Regulation 24 of SEBI (Listing Obligations and Disclosure Requirements) Regulations, 2015.	4821953363	4659366111	162587252	96.63	3.37

#### 2. Following special resolutions were passed by way of postal ballot on March 30, 2020:

- i. Divestment of minority equity stake in GMR Airports Limited and accord consent in terms of section 180(1)(a) of the Companies Act, 2013 and Regulation 24 of SEBI (Listing Obligations and Disclosure Requirements) Regulations, 2015.
- ii. Divestment of entire equity stake in GMR Kamalanga Energy Limited ("GKEL") held by GMR Energy Limited, a subsidiary Company.

The Board had appointed Mr. V. Sreedharan or failing him Mr. Pradeep B. Kulkarni, Practising Company Secretaries as the Scrutinizer to conduct the postal ballot voting process in a fair and transparent manner.

The details of the voting pattern in respect of the Special Resolutions passed were as under:

Resolution	No. of Votes Polled	No. of Votes Cast in Favor	No. of Votes Cast Against	% of Votes Cast in Favour on Votes Polled	% of Votes Cast Against on Votes Polled
1. Divestment of minority equity stake in GMR Airports Limited and accord consent in terms of section 180(1)(a) of the Companies Act, 2013 and Regulation 24 of SEBI (Listing Obligations and Disclosure Requirements) Regulations, 2015.	5012172528	5006400621	5771907	99.88	0.12
2. Divestment of entire equity stake in GMR Kamalanga Energy Limited ("GKEL") held by GMR Energy Limited, a subsidiary Company.	5012172527	5006468778	57,03,749	99.89	0.11

#### d. Procedure for postal ballot

The postal ballot is conducted in accordance with the provisions contained in Section 110 and other applicable provisions, if any, of the Companies Act, 2013, read with Rule 22 of the Companies (Management and Administration) Rules, 2014. The Shareholders are provided the facility to vote either by physical ballot or through e-voting. The postal ballot notice is sent to shareholders in electronic form to the email addresses registered with the depository (in case of electronic shareholding)/the Company's Registrar and Share Transfer Agents (in case of physical shareholding). For shareholders whose email IDs are not registered, physical copies of the postal ballot notice are sent by permitted mode along with a postage prepaid self-addressed business reply envelope. The Company also publishes a notice in the newspapers in accordance with the requirements under the Companies Act, 2013. The Company fixes a cut-off date to reckon the voting rights of the members. Shareholders may cast their votes through e-voting during the voting period fixed for this purpose. Alternatively, shareholders may exercise their votes through physical ballot by sending duly completed and signed forms so as to reach the scrutinizer before a specified date and time. After completion of scrutiny of votes, the scrutinizer submits his report to the Chairman and the results of voting by postal ballot are announced by the Chairman or any other authorized person within 48 hours of

conclusion of the voting period. The results are also displayed on the website of the Company ([www.gmrgroup.in](http://www.gmrgroup.in)) and on the notice board of the Company at its Registered office and Corporate office, besides being communicated to the Stock Exchanges, and Registrar and Share Transfer Agents. The resolution(s), if passed by the requisite majority are deemed to have been passed on the last date specified for receipt of duly completed postal ballot forms or e-voting.

#### IX. Means of Communication

The Company has been sending Annual Reports, Notices and other communications to each shareholder through e-mail, post and/or courier. Owing to continuing COVID-19 Pandemic situation and in accordance with the Circulars issued by the Ministry of Corporate Affairs (MCA) and Securities and Exchange Board of India (SEBI) the Notice and Annual Report for FY 2019-20 is being sent to the shareholders only through e-mail.

The quarterly/annual results of the Company as per the requirement of SEBI LODR, are generally published in the 'Business Line' and / or 'Financial Express' and 'Nav Shakti' (a regional daily in Marathi language). Quarterly and Annual Financial Results, along with segment report, if any, and Quarterly Shareholding Pattern are posted on the Company's website ([www.gmrgroup.in](http://www.gmrgroup.in)), and intimated to stock exchanges. The presentations made to analysts and others including official news release are also posted on

the Company's website and intimated to stock exchanges. All periodical and other filings including the price sensitive information, press release etc. are filed electronically through NSE Electronic Application Processing System (NEAPS), BSE Corporate Compliance & Listing Centre (BSE Listing Centre) and are updated on Company's website. Investor complaints are redressed through SEBI Complaints Redress System (SCORES) and are updated on Company's website.

## X. General Shareholder Information

### a. Annual General Meeting to be held for the financial year 2019-20 :

Day	: Monday
Date	: September 21, 2020
Time	: 3.00 P.M.
Venue	: Video conferencing as set out in the notice convening the meeting

### b. Financial Calendar:

The Financial year is April 1<sup>st</sup> to March 31<sup>st</sup> every year and for the FY 2020-21, the financial results are proposed to be declared as per the following tentative schedule:

Particulars	Schedule
Financial reporting for the quarter ended June 30, 2020	Second fortnight of August 2020
Financial reporting for the quarter / half year ending September 30, 2020	First fortnight of November 2020
Financial reporting for the quarter / nine months ending December 31, 2020	First fortnight of February 2021
Financial reporting for the quarter / year ending March 31, 2020	Second fortnight of May 2021
Annual General Meeting for the year ending March 31, 2021	August / September 2021

### c. Book Closure Date:

The Register of Members and Share Transfer Books of the Company will be closed from Monday, September 14, 2020 to Monday, September 21, 2020 (both days inclusive) for the purpose of the 24<sup>th</sup> Annual General Meeting.

### d. Dividend Payment Date:

Your Directors have not recommended any dividend for the FY 2019-20.

### e. Listing on Stock Exchanges:

#### (i) Equity Shares:

The Company's equity shares are listed on the following Stock Exchanges with effect from August 21, 2006:

Name of the Stock Exchange	Address	Stock Code
National Stock Exchange of India Limited	Exchange Plaza, Plot No. C/1, G Block, Bandra-Kurla Complex Bandra (E), Mumbai - 400 051.	GMRINFRA
BSE Limited	Phiroze Jeejeebhoy Towers, Dalal Street, Mumbai - 400 001.	532754

The Company paid Annual listing fees for the FY 2020-21 to both Stock Exchanges.

#### (ii) Privately placed Debt instruments:

During FY 2011-12 and FY 2012-13, 10,000 Secured Non-Convertible Debentures of ₹ 10 lakh each aggregating to ₹ 1,000.00 Crore were issued to ICICI Bank Limited on a private placement basis, in various tranches. These Secured Non-Convertible Debentures are listed on National Stock Exchange of India Limited and were partially redeemed and are due to be fully redeemed on March 25, 2021. During the year, the face value of Secured Non-Convertible Debentures was reduced to ₹ 2,52,500/- from ₹ 3,87,500/- for each debenture. The stock codes of Secured Non-Convertible Debentures are GMRI21, GMRI21A, GMRI21B and GMRI21C.

The Company paid Annual listing fees to the Stock Exchange in respect of the aforementioned Secured Non-Convertible Debentures for the FY 2020-21.

#### f. Debenture Trustees

IDBI Trusteeship Services Limited  
 Regd. Off.: Asian Building, Ground Floor  
 17. R. Kamani Marg, Ballard Estate, Mumbai - 400 001  
 Phone: +91 22 40807000  
 Fax: +91 22 66311776  
 Email: itsl@idbitrustee.com

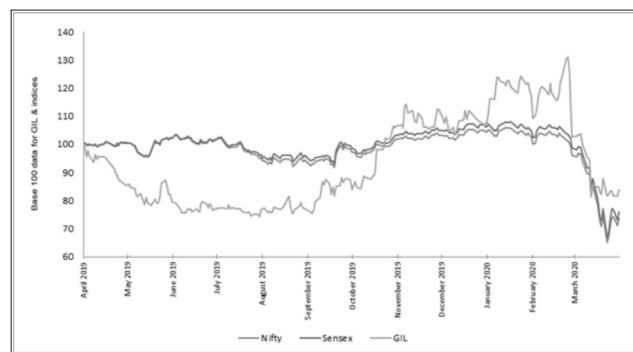
#### g. Market Price Data - high, low during each month in last financial year relating to Equity Shares listed

(Amount in ₹)

Month	BSE		NSE	
	High	Low	High	Low
Apr-2019	19.90	16.40	19.95	16.45
May-2019	17.40	14.90	17.45	14.90
Jun -2019	15.70	14.05	15.70	14.05
Jul -2019	15.98	14.31	16.05	14.30
Aug-2019	16.18	14.44	16.20	14.45
Sep -2019	17.80	14.55	17.75	14.55
Oct-2019	21.55	16.15	21.60	16.15
Nov-2019	22.70	20.15	22.70	20.15
Dec-2019	22.00	20.00	22.05	19.95
Jan-2020	25.00	20.30	25.00	20.75
Feb-2020	26.55	19.75	26.50	19.75
Mar-2020	21.20	14.10	21.20	14.10

#### Performance of the share price of the Company in comparison to BSE

#### Sensex and S & P CNX Nifty



**h. Registrar & Share Transfer Agent (RTA)**

KFin Technologies Private Limited  
 Unit: GMR Infrastructure Limited  
 KFinTech Selenium, Tower B,  
 Plot 31 & 32, Gachibowli,  
 Financial District, Nanakramguda, Hyderabad - 500 032  
 Phone : +91 40 6716 1500  
 Fax : +91 40 23001153  
 Email ID: einward.ris@kfintech.com

**i. Share Transfer System:**

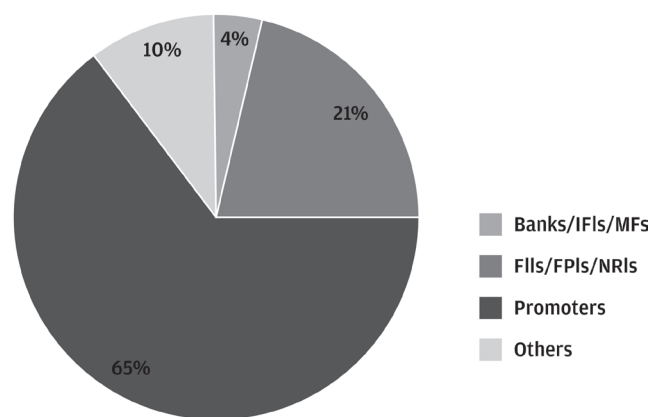
The share transfer requests that are received in physical form are processed by the RTA and the share certificates are returned within a period of 7 days from the date of receipt, subject to the documents being valid and complete in all respects. The Board of Directors of the Company has delegated powers of approving transfers and transmission of securities to the Stakeholders' Relationship Committee. The Committee has authorized each member of the Committee to approve the transfer of shares up to 20,000 shares per transfer deed and the Company Secretary and other specified executives of the Company to approve the transfer of shares up to 10,000 shares per transfer deed. A summary of the transfer, transmissions / de-materialization request / re-materialization requests approved by the Member(s) of the Committee / Executives is placed before the Committee. The Company obtains certificate from a practicing Company Secretary in terms of Regulation 40(9) of the SEBI LODR certifying that all the certificates have been issued within

30 days of the date of lodgment for transfer, and thereafter submit the same to the stock exchanges.

In terms of Regulation 40 of SEBI LODR, as amended, no transfer of shares in physical mode is permitted.

**j. Distribution of equity shareholding as on March 31, 2020**

**Distribution by category**



Description	No. of Cases*	Total Shares	% Equity
Banks	13	79067344	1.31
Indian Financial Institutions	5	115819084	1.92
Mutual Funds	22	30575758	0.51
Foreign Institutional Investors	6	63634210	1.05
Foreign Portfolio Investors	91	1178299037	19.52
Non Resident Indians	4040	16281175	0.27
Promoters	37	3942346362	65.31
<b>Others:</b>			
H U F	6462	14914528	0.25
Bodies Corporates	1712	117862194	1.95
NBFC	9	247501	0.00
Resident Individuals	362179	463380262	7.68
Trusts	9	63703	0.00
Clearing Members	214	8540874	0.14
Qualified Institutional Buyer	4	4913243	0.08
<b>Total</b>	<b>374803</b>	<b>6035945275</b>	<b>100</b>

\*Calculated on folio basis.

**Distribution by size**

Sl. No.	Category (Shares)	March 31, 2020				March 31, 2019			
		No. of Share Holders	%	No. of Shares	%	No. of Share Holders	%	No. of Shares	%
1	1 - 500	279807	74.65	46488276	0.77	295054	72.86	50812035	0.84
2	501 - 1000	44545	11.88	37198272	0.62	50522	12.48	42375965	0.70
3	1001 - 2000	24024	6.41	37983475	0.63	27641	6.83	43871912	0.73
4	2001 - 3000	8536	2.28	22218318	0.37	9936	2.45	25953168	0.43
5	3001 - 4000	4206	1.12	15448290	0.26	4826	1.19	17755810	0.29

Sl. No.	Category (Shares)	March 31, 2020				March 31, 2019			
		No. of Share Holders	%	No. of Shares	%	No. of Share Holders	%	No. of Shares	%
6	4001 - 5000	3736	1.00	17937493	0.30	4544	1.12	21878576	0.36
7	5001 - 10000	5323	1.42	40581914	0.67	6627	1.64	50749976	0.84
8	10001 and above	4626	1.23	5818089237	96.39	5794	1.43	5782547833	95.80
	<b>TOTAL</b>	<b>374803</b>	<b>100.00</b>	<b>6035945275</b>	<b>100.00</b>	<b>404944</b>	<b>100.00</b>	<b>6035945275</b>	<b>100.00</b>

**k. Dematerialisation of Shares and Liquidity:**

The Company's shares are available for dematerialization with both the Depositories i.e., National Securities Depository Limited (NSDL) and Central Depository Services (India) Limited (CDSL). Total 99.99% of shares have been dematerialized as on March 31, 2020.

ISIN: INE776C01039 (Fully Paid Shares)

Description	No. of Shareholders	No. of Shares	% Equity
Physical	259	711506	0.01
NSDL	227502	5860927718	97.10
CDSL	147042	174306051	2.89
<b>Total</b>	<b>374803*</b>	<b>6035945275</b>	<b>100.00</b>

The Company's shares are regularly traded on BSE Limited and the National Stock Exchange of India Limited and were never suspended from trading.

\*Calculated on folio basis.

**l. Outstanding GDRs / ADRs / Warrants or any convertible instruments, conversion date and likely impact on equity:**

**i. GDRs / ADRs:**

The Company has not issued any GDRs / ADRs in the past and hence as on March 31, 2020, the Company does not have any outstanding GDRs / ADRs

**ii. Warrant:**

During the year under review, the Company has not issued any warrant and there is no warrant outstanding for conversion which is likely to impact on equity.

**iii. Foreign Currency Convertible Bonds (FCCBs):**

The Company has issued 6 (Six) Foreign Currency Convertible Bonds to Kuwait Investment Authority ("Subscriber") during the FY 2015-16 with the terms and conditions which, inter-alia, include as under:-

Number of Bonds issued	: 6
Nominal Value of each Bond	: US\$ 50,000,000
Total value of the issue	: US\$ 300,000,000
Conversion	: The bonds are convertible into Equity
Conversion Price	: ₹ 18 per Equity Share
Tenor	: 60 years
Coupon Rate	: 7.5%
Yield to maturity	: 7.5%

**iv. Optionally Convertible Debentures (OCDs):**

The Company had issued 4 (Four) Optionally Convertible Debentures (OCDs) to Doosan Power Systems India Private Limited during the FY 2019-20 with the terms and conditions which, inter-alia, include as under:

Number of OCDs issued	: 4
Face Value of each OCD	: ₹ 57,41,97,685/-
Rating & Listing	: Unrated and Unlisted
Redemption/ repayment	: OCDs of face value of ₹ 57,41,97,685/- each shall be redeemed in four equal quarterly instalments commencing from March 31, 2020 and ending on December 31, 2020. Accordingly, redemption of two OCDs for the March and June 2020 quarters were concluded.

Number of OCDs issued	: 4
Call/ Put option	: The Company shall have the right to call for the redemption of OCDs not earlier than 45 days and not later than 30 days from the respective quarterly Redemption Date (being the end date of each quarterly instalment). However, if the Company does not exercise the Call option, the Allottee may exercise the put option not earlier than 30 days and not later than 10 days from the respective quarterly Redemption Date. Further, if the Allottee exercises the Put option and the Company is unable to redeem, then all the outstanding OCDs shall be mandatorily redeemed within 10 days from the end of the quarter in which the Allottee has exercised the Put option.
Conversion	: If neither the Company nor the Allottee exercise the Call / Put Option, as the case may be, then the respective OCDs shall be converted into equity shares of the Company within 15 days of end of the respective quarterly Redemption Date.
Coupon Rate	: 0%
Yield to maturity	: Zero

**m. Commodity Price Risk/ Foreign Exchange Risk and Hedging activities:**

The details of foreign currency exposure and hedging are disclosed in note no. 37(c) to the standalone financial statement.

**n. Plant locations:**

In view of the nature of the Company's business viz. providing infrastructure facilities, the Company, through its subsidiaries / associates / joint venture, operates from various offices in India and abroad.

The international locations where the Company operates through its subsidiaries / associates / joint venture are Indonesia, Philippines, Greece, Nepal and Singapore and national locations (States) where the Company operates by itself and through its subsidiaries, JVs, Associates in India are Delhi, Karnataka, Telangana, Maharashtra, Goa, Odisha, Tamil Nadu, Uttar Pradesh, Andhra Pradesh, Himachal Pradesh, Gujarat, Uttarakhand, Punjab, Haryana, Kerala etc.

**o. Address for correspondence:**

GMR Infrastructure Limited  
 CIN: L45203MH1996PLC281138  
 Company Secretary and Compliance Officer

(Corporate Secretarial Department)  
 New Udaan Bhawan, Opp. Terminal 3, IGI Airport  
 New Delhi - 110037  
 T +91 11 4921 6751  
 F +91 11 4921 6723  
 E-mail: Gil.Cosecy@gmrgroup.in

**p. Prevention of Insider Trading:**

In accordance with the requirements of SEBI (Prohibition of Insider Trading) Regulations, 2015, as amended the Company has instituted a comprehensive Code of Conduct for prevention of insider trading, in the Company's shares and Code of practices and procedures for fair disclosure of unpublished price sensitive information.

**q. Reconciliation of Share Capital Audit:**

As stipulated by SEBI, a qualified Practicing Company Secretary carries out the Reconciliation of Share Capital Audit to reconcile the total admitted capital with NSDL and CDSL and the total issued and paid-up capital. This audit is carried out every quarter and the report there on is submitted to the Stock Exchanges and is placed before the Stakeholders' Relationship Committee and the Board of Directors of the Company. The audit, inter alia, confirms that the total listed and paid-up capital of the Company is in agreement with the aggregate of the total number of shares in dematerialized form held with NSDL and CDSL and total number of shares in physical form.

**r. Equity Shares in the Suspense Account:**

As per Schedule V read with Schedule VI, Regulation 34(3), 53(f) and 39(4) of the SEBI LODR, the details in respect of equity shares lying in the suspense / escrow account are as under:

Particulars	Number of share holders	Number of equity shares held
Aggregate number of shareholders and the outstanding shares in the suspense / escrow account (maintained with CDSL & NSDL) lying as on April 1, 2019	13	17924
Number of shareholders who approached the Company for transfer of shares from suspense / escrow account (maintained with NSDL) during the year	0	0
Number of shareholders to whom shares were transferred from the suspense / escrow account (maintained with NSDL) during the year	0	0
Aggregate Number of shareholders and the outstanding shares in the suspense account (maintained with CDSL & NSDL) lying as on March 31, 2020	13	17924

The voting right on the shares outstanding in the aforesaid suspense account as on March 31, 2020 shall remain frozen till the rightful owner of such shares claims the shares. There were no unclaimed equity shares issued in

physical form.

**s. List of all credit rating obtained by entity:**

Name of Credit Rating Agency	Credit Rating
Infomeric	Minus BBB

**t. Investor Education And Protection Fund (IEPF):**

In accordance with the applicable provisions of the Companies Act, 2013 (Act) read with the Investor Education and Protection Fund Authority (Accounting, Audit, Transfer and Refund) Rules, 2016 (including any statutory modification(s) or re-enactment(s) thereof for the time being in force) (IEPF Rules), all unclaimed dividend if not claimed for a period of seven (7) years from the date of transfer to Unclaimed Dividend Account of the Company, are required to be transferred by the Company to the Investor Education and Protection Fund (IEPF).

Further, according to the IEPF Rules, all the share in respect of which dividend has not been claimed by the shareholders for 7 (seven) consecutive years or more from the respective date of transfer to Unpaid Dividend Account shall also be transferred to the demat account of the IEPF Authority. The said requirement does not apply to shares in respect of which there is a specific Order of Court, Tribunal or Statutory Authority, restraining any transfer of the shares.

The Member can claim the unclaimed dividend amount for the financial year ended March 31, 2013 on or before October 16, 2020.

The Company had sent individual notices and has issued advertisements in the newspapers, requesting the shareholders to claim their dividends in order to avoid transfer of shares and dividend to the IEPF. Details of the unclaimed dividend and shareholders whose shares are liable to be transferred to the IEPF Authority are available on the website of the Company at the link: [www.gmrgroup.in](http://www.gmrgroup.in) In case shareholders have any queries on the subject matter, please contact the Registrar and Share Transfer Agent of the Company, Kfin Technologies Private Limited, Unit: GMR Infrastructure Limited, KFinTech Selenium Tower B, Plot 31-32, Gachibowli, Financial District, Nanakramguda, Hyderabad - 500032 Phone: +91 40 6716 2222, Email ID: [einward.ris@kfintech.com](mailto:einward.ris@kfintech.com).

The members can claim the dividends and shares once transferred to the IEPF Authority by submitting an online application in web Form No. IEPF-5 available on the website [www.iepf.gov.in](http://www.iepf.gov.in) as per the procedure prescribed under the Act. No claims shall lie against the Company in respect of the shares and dividend so transferred.

In accordance with IEPF Rules, the Board of Directors have appointed Mr. T. Venkat Ramana, Company Secretary of the Company, as the Nodal Officer for the purpose of verification of claim and for co-ordination with IEPF Authority.

Details of the Nodal Officer for the purpose of co-ordination with the IEPF Authority are available on the website of the Company at the link: [www.gmrgroup.in](http://www.gmrgroup.in)

## XI. Subsidiary Companies

The Company reviews the performance of its subsidiary companies, inter-alia, by the following means:

- i. The financial statements, including the investments made by subsidiary companies, are reviewed by the Audit Committee of the Company, periodically;
- ii. The minutes of the Board / Audit Committee Meetings of the subsidiary companies are noted at the Board / Audit Committee Meetings respectively of the Company;
- iii. The details of significant transactions and arrangements entered into by the subsidiary companies are placed periodically before the Board of the Company.
- iv. Utilization of loans/advances given or investment made in Subsidiary Companies, exceeding ₹ 100 crores or 10% of asset size of subsidiary, whichever is lower is reviewed periodically by the Audit Committee.

## XII. Other Disclosures

**a. Disclosures on materially significant related party transactions i.e., transactions of the Company of material nature, with its promoters, Directors or their relatives, management, its subsidiaries etc., that may have potential conflict with the interests of the Company at large:**

None of the transactions with related parties were in conflict with the interests of the Company at large. The transactions with related parties are mentioned in note no. 33 of the financial statements.

**b. Details of non-compliance by the Company, penalties and strictures imposed on the Company by the Stock Exchanges or SEBI or any statutory authority, on any matter related to capital markets during the last three years:**

There has been no instance of non-compliance by the Company on any matter related to capital markets during the last three years and hence, no penalty or stricture was imposed by the Stock Exchanges or SEBI or any statutory authority.

**c. Whistle Blower Policy/ Vigil Mechanism:**

To maintain high level of legal, ethical and moral standards and to provide a gateway for employees to voice concern in a responsible and effective manner about serious malpractice, impropriety, abuse or wrongdoing within the organization, the Company has a Whistle Blower Policy/Vigil Mechanism in place, applicable to the Company and its subsidiaries.

This mechanism has been communicated to all concerned and posted on the Company at the link: [www.gmrgroup.in](http://www.gmrgroup.in)

The Company has set up an "Ethics Helpline", with a toll free number and entrusted the running of the said helpline to an outside agency so as to address issues relating to protection of confidentiality of information and identity of the whistle blower.

We affirm that during the year under review no one has been denied access to the Chairman of the Audit Committee under the Whistle Blower Policy.

- d. The Company has complied with the mandatory requirements of listing regulations. Further, the Company has also put its best endeavor to comply with non-mandatory requirement(s).
- e. The Company has framed a Material Subsidiary Policy and the same is placed on the Company's website and the web link for the same is <https://investor.gmrgroup.in/policies>.
- f. The Company has framed Related Party Transaction Policy, and the same is placed on the Company's website and the web link for the same is <https://investor.gmrgroup.in/policies>.
- g. During the FY ended March 31, 2020, the Company did not engage in commodity price risk and commodity hedging activity.
- h. Details of utilization of funds raised through preferential allotment or qualified institutional placement as specified under Regulation 32(7A). The Company has not raised any fund during the year through preferential allotment or qualified institutional placement
- i. Certificate from Company Secretary in practice that none of the directors on the board of the Company have been debarred or disqualified from being appointed or continuing as directors of companies by the Board/Ministry of Corporate Affairs or any such statutory authority is annexed hereinafter.
- j. The Board has accepted all recommendations of the Board committees which are mandatorily required in relevant financial year.
- k. Total fees for all services paid by the listed entity & its subsidiaries, on a consolidated basis, to the statutory auditors and all entities in the network firm/ network entity of which the statutory auditors are a part is ₹ 5.79 Crore.
- l. Disclosure in relation to the Sexual Harassment of Women at Workplace (prevention, prohibition, & redressal) Act, 2013:
  - a. Number of complaints filed during the financial year : Nil
  - b. Number of complaints disposed of during the financial year : Nil
  - c. Number of complaints pending as on end of the financial year : Nil

**XIII. There has been no instance of non-compliance of any requirement of Corporate Governance Report as prescribed under SEBI LODR.**

**XIV. Adoption of Non-Mandatory Requirements as stipulated in Part E of Schedule II of SEBI LODR.**

**a. The Board**

The Company has maintained an office for its Non-executive Chairman.

**b. Shareholder Rights**

Half-yearly financial results are forwarded to the Stock Exchanges, published in newspapers and uploaded on the website of the Company like quarterly results.

**c. Reporting of Internal Auditor**

The Head, Management Assurance Group, Internal Auditor of the Company is a permanent invitee to the Audit Committee Meetings and regularly attends the Meetings for reporting their findings of the internal audit to the Audit Committee.

**XV. The Company has fully complied with the applicable requirements specified in regulation 17 to 27 and clause B to clause i of sub-regulation 2 of regulation 46 of the SEBI LODR.**

**Certificate on corporate governance:**

Pursuant to Schedule V of the SEBI LODR, the Certificate from Practicing Company Secretary on Corporate Governance is annexed hereinafter.

**Declaration on compliance with Code of Conduct**

To,

The Members of GMR Infrastructure Limited

Sub: Declaration by the Managing Director & CEO under Para D of Schedule V of Securities and Exchange Board of India (Listing Obligations and Disclosure Requirements) Regulations, 2015

I, Grandhi Kiran Kumar, Managing Director & CEO of GMR Infrastructure Limited, to the best of my knowledge and belief, declare that all the members of the Board of Directors and Senior Management Personnel of the Company have affirmed compliance with the Code of Conduct of the Company for the year ended March 31, 2020.

Place : New Delhi  
Date : July 30, 2020

Grandhi Kiran Kumar  
Managing Director & CEO  
(DIN: 00061669)



**Managing Director & CEO and CFO certification pursuant to Regulation 17(8) read with Part B of Schedule II of Securities and Exchange Board of India (Listing Obligations and Disclosure Requirements) Regulations, 2015**

To

The Board of Directors  
GMR Infrastructure Limited

We hereby certify that:

- a) We have reviewed the financial statements and the cash flow statement of the Company for the year ended March 31, 2020 and that to the best of our knowledge and belief:
  - i. these statements do not contain any materially untrue statement or omit any material fact or contain statements that might be misleading;
  - ii. these statements together present a true and fair view of the Company's affairs and are in compliance with the existing accounting standards, applicable laws and regulations.
- b) There are, to the best of our knowledge and belief, no transactions entered into by the Company during the year which are fraudulent, illegal or violative of the Company's code of conduct.
- c) We accept responsibility for establishing and maintaining internal controls for financial reporting and we have evaluated the effectiveness of the internal control systems of the Company pertaining to financial reporting and we have disclosed to the auditors and the Audit Committee, deficiencies in the design or operation of such internal controls, if any, of which we are aware and the steps we have taken or propose to take to rectify these deficiencies.
- d) We have indicated to the auditors and the Audit Committee (wherever applicable):
  - i. significant changes in internal controls over financial reporting during the year;
  - ii. significant changes in accounting policies during the year and that the same have been disclosed in the notes to the financial statements; wherever applicable; and
  - iii. instances of significant fraud of which we have become aware and the involvement therein, if any, of the management or an employee having a significant role in the Company's internal control system over financial reporting.

For GMR Infrastructure Limited

Grandhi Kiran Kumar  
Managing Director & CEO

(DIN: 00061669)

Saurabh Chawla  
CFO

Place: New Delhi

Date: July 30, 2020

## CERTIFICATE OF NON-DISQUALIFICATION OF DIRECTORS

[Pursuant to Regulation 34(3) and Schedule V Para C clause (10)(i) of the SEBI (Listing Obligations and Disclosure Requirements) Regulations, 2015]

To,

The Members,

**GMR INFRASTRUCTURE LIMITED**

We have examined the relevant registers, records, forms, returns and disclosures received from the Directors of GMR Infrastructure Limited having CIN L45203MH1996PLC281138 and having registered office at Naman Centre, 7th Floor, Opp. Dena Bank, Plot No.C-31, G Block, Bandra Kurla Complex, Bandra (East), Mumbai - 400051 (hereinafter referred to as 'the Company'), produced before us by the Company for the purpose of issuing this Certificate, in accordance with Regulation 34(3) read with Schedule V Para-C Sub clause 10(i) of the Securities Exchange Board of India (Listing Obligations and Disclosure Requirements) Regulations, 2015.

In our opinion and to the best of our information and according to the verifications (including Directors Identification Number (DIN) status at the portal www.mca.gov.in) as considered necessary and explanations furnished to us by the Company & its officers, We hereby certify that none of the Directors on the Board of the Company as stated below for the Financial Year ending on March 31, 2020 have been debarred or disqualified from being appointed or continuing as Directors of Companies by the Securities and Exchange Board of India, Ministry of Corporate Affairs or any such other Statutory Authority.

Sl. No.	Name	DIN	Date of appointment in Company
1	Mr. G.M. Rao	00574243	22.05.1999
2	Mr. Srinivas Bommidala	00061464	10.05.1996
3	Mr. G.B.S. Raju	00061686	22.05.1999
4	Mr. B.V.N. Rao	00051167	10.05.1996
5	Mr. G. Kiran Kumar	00061669	05.12.1999
6	Mr. N.C. Sarabeswaran	00167868	09.11.2011
7	Mr. R.S.S.L.N. Bhaskarudu	00058527	02.09.2005
8	Mr. S. Sandilya	00037542	11.09.2012
9	Mr. S Rajagopal	00022609	12.11.2012
10	Mr. C. R. Muralidharan	02443277	17.09.2013
11	Mrs. Vissa Siva Kameswari	02336249	01.10.2014
12	Mr. Madhva Bhimacharya Terdal	05343139	08.08.2019

Ensuring the eligibility for the appointment / continuity of every Director on the Board is the responsibility of the management of the Company. Our responsibility is to express an opinion on these based on our verification. This certificate is neither an assurance as to the future viability of the Company nor of the efficiency or effectiveness with which the management has conducted the affairs of the Company.

For V. Sreedharan and Associates  
Company Secretaries

V. SREEDHARAN  
Partner

FCS.2347; CP.No.833

Place: Bengaluru

Date : July 22, 2020

UDIN : F002347B000487425

## Corporate Governance Compliance Certificate

Corporate Identity Number: L45203MH1996PLC281138

Nominal Capital: ₹ 1950 Crores

**To**

**The Members of**

**GMR Infrastructure Limited**

Naman Centre, 7th Floor, Opp. Dena Bank,  
Plot No. C-31, G Block, Bandra Kurla Complex,  
Bandra (East), Mumbai 400 051

We have examined all the relevant records of GMR Infrastructure Limited for the purpose of certifying compliance of the conditions of the Corporate Governance under the SEBI (Listing Obligations and Disclosure Requirements) Regulations, 2015 for the financial year ended March 31, 2020. We have obtained all the information and explanations which to the best of our knowledge and belief were necessary for the purposes of certification.

The compliance of conditions of corporate governance is the responsibility of the Management. Our examination was limited to the procedure and implementation process adopted by the Company for ensuring the compliance of the conditions of the corporate governance.

This certificate is neither an assurance as to the future viability of the Company nor of the efficacy or effectiveness with which the management has conducted the affairs of the Company.

In our opinion and to the best of our information and according to the explanations and information furnished to us, we certify that the Company has complied with all the mandatory requirements of Corporate Governance as stipulated in Schedule II of the said Regulations.

For V. SREEDHARAN & ASSOCIATES  
Company Secretaries

(V. Sreedharan)  
Partner  
FCS: 2347; CP No. 833

Place: Bengaluru  
Date: August 12, 2020  
UDIN No.:F002347B000571883

# Management Discussion & Analysis

## Forward-looking Statements

This document contains certain forward-looking statements based on the currently held beliefs and assumptions of the management of GMR Infrastructure Limited, which are expressed in good faith, and in its opinion and judgment, are fairly reasonable. For this purpose, forward-looking statements mean statements, remarks or forecasts that address activities, events, conditions or developments that the Company expects or anticipates which may occur in the future. Because of the inherent risks and uncertainties in the social and economic scenarios, the actual events, results or performance can differ materially and substantially from those indicated by these statements. GMR Infrastructure Limited disclaims any obligation to update these forward-looking statements to reflect future events or developments.

## Infrastructure Growth

### Macroeconomic Indicators

The year 2019 was marred by various trade related and geo-political tensions, which led to a decrease in business confidence and increase in uncertainty with respect to global trade, which has impacted investment decisions in general. As a result, the global economic growth was recorded at 2.9% for 2019 as compared to 3.6% in 2018 and 3.8% in 2017 (IMF).

While the world was still reeling under the aftermath of US - China trade tensions and geopolitical tensions in the middle east, we have been hit by yet another unprecedented event in the form of COVID-19 pandemic. The pandemic has spread at an alarming pace and has brought the global economy to a standstill amid various counter measures being taken across the world, like movement restrictions and lockdowns, to contain the spread. As a result, the global growth projection for 2020 has been lowered to -4.9% (IMF).

Even before the pandemic, India had been heading towards an economic slowdown owing to demand contraction. GDP growth in FY 2019-20 has sequentially fallen from 5.8% in Q4 FY 2018-19 to 5% in Q1 2019-20, 4.5% in Q2 2019-20, 4.7% in Q3 2019-20 and further to 4.2% in Q4 2019-20. In an effort to stem this slowdown, government announced a slew of interventions last year, the most important of them being a substantial cut in corporate tax rate from 30% to 22% announced in September 2019. This reform has positioned India as a more attractive destination, with tax rates being aligned with its Asian peers.

India's FDI inflows in FY 2019-20 have remained strong at around USD 68 billion, which is up by 10% YoY. Further, the country has continued its upward journey on the World Bank's Ease of Doing Business rankings, and jumped 14 positions to be at 63rd position from 77th position previous year, primarily on account of more efficient building permit processes and the process for insolvency resolution. The higher ranking acknowledges the focused efforts put in by the government and improves perception about doing business in India. Further, on a bright note, after more than a decade India's current account turned surplus by 0.1% of GDP in Q4 2019-20 as

compared to a current account deficit of 0.7% GDP for the same period last year, mainly fuelled by software services income, inward remittances and lower oil prices.

The year 2019-20 also witnessed a major change in monetary policy stance from neutral to accommodative guided mainly by low inflation and low GDP growth. During the year, repo rate was cut from 6.25% in April 2019 to 4.40% in March 2020. On Insolvency and Bankruptcy code (IBC), of the total 3,774 cases filed since IBC came into force, 43% have been resolved till date.

However, in line with the fall in GDP, industrial activity did contract during 2019-20. Index of Industrial Production (IIP) registered a fall of 0.8% as compared to a rise of 3.8% in 2018-19. IIP for Infrastructure/ Construction goods also fell 4% during the year as compared to a 7.3% rise during the previous year. On the positive side, National highway construction registered an increase of 20% over previous year. Additionally, while Indian Railways witnessed strong revenue growth, the power generation capacity also rose at a healthy pace with significant addition of renewable energy capacity.

On the COVID-19 front, India being one of the most populous countries in the world may find itself in a vulnerable spot. Given the negative impact of COVID-19 on the country's economic activities, IMF has forecasted a GDP contraction of 4.5% for FY 2020-21. The pandemic has aggravated an already weak demand scenario. This is inspite of several policy reforms undertaken by the government.

### Infrastructure Initiatives announced

For India, investments in infrastructure equal to 1% of GDP will result in GDP growth of atleast 2% due to multiplier effect on growth across other sectors (S&P Global Ratings, 2016).

Recognising the role of infrastructure in driving the growth of the economy, starting with the Union budget February 2020, the Government launched the National Infrastructure Policy (NIP) for 2020-25. Under the policy, INR 100 Lakh crore of investment in infrastructure was envisaged. The scheme is expected to be funded by Central and State governments (39% allocation each) and remaining 22% by the private sector. Areas to be covered under NIP include housing, logistics, modern railways, airports, clean energy, safe drinking water, etc. Under the policy, 100 more airports shall be added under the UDAN scheme. Further, in a major relief to Indian Inc., the government abolished dividend distribution tax.

The Budget 2020 has put a major impetus on the infrastructure sector by allocating INR 1.7 Lakh Crore for transport infrastructure development in FY 2020-21. The push also included completion of Delhi - Mumbai expressway by 2023, INR 22,000 Crore for power, renewable energy in FY 2020-21 and expansion of National gas grid. Indian railways received an allocation of INR 72,000 Crore, while INR 92,000 Crore was allocated towards highways and road transport. Government has also proposed to permit investments made by FIIs/ FPIs in debt securities issued by Infrastructure debt funds- NBFCs to be transferred/sold to any domestic buyers even during the specified lock in period of such debt securities. Further, initiatives like 'Housing for all',

'Smart Cities Mission', Regional connectivity scheme are expected to grant momentum to the infrastructure sector. Further, the share of Public Private Participation model is continuously increasing, thereby increasing investor confidence and investment in infrastructure sector.

Apart from the budget announcements, government has announced various policy measures to combat the impact of COVID-19 pandemic. COVID-19 has had an unprecedented impact on the world. Not only has it led to loss of human life, it has had a very adverse impact on the global economy. Countries, in an attempt to contain spread of this pandemic, have imposed periodic lockdowns, closure of manufacturing facilities and so on. Economic activities have intermittently come to a stop in many parts of the world. Some sectors have been affected more than others.

In order to limit the impact and help restart economic activities, Indian government announced a comprehensive economic package of INR 20 Lakh Crore, which included measures across the industry spectrum. Out of this, around INR 2 Lakh Crore is for cash disbursements, grains etc. for poor, while approximately INR 8 Lakh Crore is in the form of liquidity impetus provided by RBI. Further, various amounts were allocated across the board to MSMEs, NBFCs, DISCOMs, Food processing industry, agricultural sector, etc. A significant amount was designated for employment schemes.

Overall, with such reforms and India's innate strengths, we feel that the economy is expected to make an impressive comeback post pandemic. Already, some sectors such as automobiles, cement, steel and FMCG are showing recovery vis-à-vis the lockdown period. IMF has also forecasted GDP growth of > 6% for FY 2021-22 (IMF).

### Impact on Sectors in which GMR Operates

The pandemic has had an adverse impact on the aviation sector. Not only has air travel been restricted due to government initiated lockdowns to curb the spread of COVID-19, the general passenger sentiment has also been adversely impacted. As per IATA (International Air Transport Association) estimates, 2019 level global air traffic (based on number of passengers) is only expected to return by 2023. However, recovery in short haul travel is still expected to happen faster than for long haul travel. IATA has urged governments to implement a layer of measures restoring air travel safety to regain traveller confidence through a slew of targeted measures - accurate, fast, scalable and affordable testing measures and comprehensive contact tracing to play a role in managing the risk of virus spread. Scientific advances in fighting COVID-19 including development of a successful vaccine, could allow a faster recovery.

The recovery scenario may be better for large countries like India given their large domestic market. International travel is also expected to pick up under the 'Vande Bharat Mission', the repatriation initiative by the Ministry of Civil Aviation and establishment of 'Air Bubbles', bilateral arrangements with US, France, UK, Canada, Germany, UAE to restart commercial passenger services. Further, with the announcement that 100 new airports are to be developed by 2024 under UDAN scheme and plans to privatize 6 existing airports - Amritsar, Varanasi, Bhubaneswar, Indore, Raipur and Trichy, we believe that India continues to be an attractive aviation market in the medium to long term. Airport sector is expected to witness investments to the tune of US\$ 25 bn by 2027. Additionally, Government of India has launched NABH

- Nirman Scheme, aimed at increasing India's airport capacity - requiring investments to the tune of US\$ 62 bn to achieve a capacity of 1 billion trips per year. (IBEF, Ministry of Commerce, GoI)

Pandemic impacted the energy sector in the last quarter of the financial year. The lockdown imposed by Government led to stoppage of almost all heavy industrial activity across India. This led to a sharp drop in consumption towards the latter part of March 2020. National PLF dropped from 61.07% in FY 2018-19 to 56.08% in FY 2019-20.

A number of measures have been announced by the Government to ensure revival of sector during the COVID crisis. A few of them being the INR 90,000 Crore loan package announced for the Discoms wherein they will be able to draw cheap loans from PFC/REC enabling them to pay off outstanding dues upto March 2020. Coal India also announced acceptance of Usance LC as payment mechanism for coal linkage.

At GMR, our commitment to the cause of Nation building is through creation of quality assets. We are proud to have been associated with Delhi Airport and Hyderabad Airport which are recognized worldwide as landmark infrastructure projects of the country. Over the past few years, we have consolidated our position, focused on addressing, rationalization and management of corporate debt and stressed assets, while building a platform for growth for the future. We have taken many significant steps in implementing our stated strategy to strengthen balance sheet through improved cash flows from increased profitability, debt reduction through asset monetization, value unlocking and prudent working capital management while creating avenues for growth.

In the current challenging environment, GMR Group has successfully completed the strategic partnership transaction with Groupe ADP, France based Global Airport Operator, which is a testament to the inherent strength of our Airport portfolio and also to the Group's credibility and ability to reinvent itself during difficult times. GMR Group had in February 2020 entered into an agreement with Groupe ADP. As part of first closing, GMR Group received ₹ 5,248 crore. In July 2020, second closing was completed and GMR received ₹ 4,565 crore as part of the same of which INR 1000 crore was received in the form of primary infusion in GMR Airports Limited. Consequently, GMR Airports Limited is now jointly owned by GMR Infrastructure Limited (51%) and Groupe ADP (49%) with GIL retaining Management Control. The money received from the deal has primarily been used for reducing the debt, provide exit to private equity investors and to improve overall liquidity at the Group level.

Groupe ADP, formerly Aéroports de Paris or ADP (Paris Airports), is an international airport operator based in Paris (France). Groupe ADP owns and manages Parisian international airports Charles de Gaulle Airport, Orly Airport and Le Bourget Airport, all gathered under the brand Paris Aéroport since 2016. Overall, the group managed 26 airports and 281.4 million passengers in 2018.

According to terms of the deal, GMR will retain management control over the airport business with Groupe ADP having board representation at GAL and its key subsidiaries. The strategic partnership is built on two-way exchange of expertise, personnel, knowledge and market access. Passengers and other stakeholders will also benefit immensely and thereby setting newer industry-defining benchmarks.

Simultaneously, we will continue to consolidate the Energy and Highways business with focus on cash flow improvement by recovering long pending receivables, pursuing claims with the appropriate agencies and strategically explore opportunities to unlock value in these businesses. As outcome of persistent efforts, we have successfully implemented the debt resolution plan in GMR Rajahmundry Energy Limited (GREL), in consultation with all the stakeholders including banks. We have also divested our entire equity stake in GMR Chhattisgarh Energy Limited (GCEL) to Adani Power Limited. The GMR Kamalanga Energy Limited (GKEL) deal has been terminated due to Covid-19 related uncertainties. GREL's debt resolution and GCEL's divestment have deleveraged our Balance Sheet considerably.

At our Special Investment Regions (SIRs), we are very hopeful that initiatives such as 'Make in India', stable political environment and proactive favorable policy interventions should be able to attract various global companies to set up base in India. Post Covid, there is a move on part of large manufacturing companies with supply chain concentrated in Far East to seek alternatives and we hope India will emerge as one of the choices for the same in the medium term. This should be a big positive for this sector.

In order to improve the value to the stakeholders and strengthen the balance sheet through deleveraging, more efforts are being made towards monetization / divestment of assets, selectively and opportunistically attracting investments and reducing debt and the overall cost of borrowing.

## Airport Sector Outlook and Future Plan

### Airport Sector

In FY 2019-20, Indian Aviation industry faced major challenges like Jet Airways shutdown and Pakistan Air Space closure and impact of COVID-19 towards the end of the year. The aviation industry across the globe is facing an unprecedented situation due to the COVID-19 outbreak. In India, a total shut down of all domestic and international air travel was implemented since March 24, 2020 till recently when the domestic operations resumed partially on May 25, 2020.

This has impacted the revenue streams and cash flows severely for entire aviation industry. According to estimates by various established agencies, next few months will continue to witness a sustained low level of passenger traffic levels with a gradual recovery. As per the recent estimate by IATA, global passenger traffic level for the year 2020 could be nearly 55% lower than the 2019 level.

The rapidly-evolving situation related to COVID-19 required a robust response by airport operators to ensure the safety of passengers, staff, and air operations at airports. We are proud to mention that our Airports have done exceedingly well in current situation and have proactively implemented contingency plans and adapted wherever needed by developing new ones.

Our existing efforts should take care of the immediate impact of the Covid situation on airport operations. However, with significant reduction in scale of operations at many airports, business continuity management is necessary for airport operators to mitigate the financial impacts of such a prolonged crisis.

At GMR, we have looked at business continuity from the following perspectives - on one hand, sustaining the operational aspects (aircraft movements and passenger management) of the airport and maintaining safe and efficient operating conditions and, on the other hand, the financial sustainability of the airport, and its business resilience and crisis management structure for addressing a prolonged crisis within the organization itself.

We have considered the three following points regarding business continuity from an airport system perspective:

- o Operational continuity - Our Airport teams have worked ceaselessly during the entire lockdown period to systematically prepare for a Safe and Reliable experience post-lockdown with strong focus on health and sanitation across passenger, partner and employee journey through the airport.
- o Financial sustainability - Our Teams have been focused on cash conservation and cost structure reduction through various interventions in our capital and operating expenditure as well as liquidity management. An important part of the effort for longer term sustainability has involved stakeholder management with the various partners of our airport business and policy advocacy to various Government agencies through industry bodies.
- o Organizational resilience - During this period of crisis, our teams have worked seamlessly to introduce new systems and processes to ensure that the organization continues to perform optimally while ensuring safety and well being of the employees and other partners of the organization. In particular, a new work-from-home policy was introduced, while a number of measures were taken at the work place to ensure continued safety and sanitation. Accordingly, IT infrastructure and systems were strengthened to ensure protection of data in these changed circumstances.

Given the importance of passenger safety during this pandemic, our teams have taken safety standards as a top priority. While abiding strictly by the government guidelines, we have worked tirelessly in this regard even during the lockdown period and implemented various safety measures and practices with the help of technology on various fronts to ensure uncompromised safety levels for both passengers and airport staff.

We are hopeful and have been working relentlessly in our efforts towards facilitating a faster recovery of air traffic.

On account of its strategic location in the cities, the real estate available as part of the concessions for our airports has tremendous potential. In FY 2018-19, we executed landmark transaction with Bharti at our Delhi real estate (Aerocity). We aim to establish Aerocity as the Central Business District (CBD) for the Delhi NCR region in the coming years. At our Hyderabad Airport real estate, given the availability of larger area in the periphery of the city, we intend to explore multiple options including synergistic areas like logistics and warehousing, in addition to the setting up Business Park, Retail and other Social Infrastructure. In FY 19-20, a joint venture ( 30%:70%) was formed between GMR Hyderabad Aerotropolis, a subsidiary of GHIAL, and ESR, a global logistics real estate firm, to jointly develop a 66 acre logistics park for INR 550 crores

We intend to progressively realize value in our real estate asset portfolio by diversifying the monetization models as well as the end use formats for development of these assets to capture demand for a wide range of developments. We intend to use a combination of lease and self-development models targeting developers and end-use customers respectively.

## Economic Regulation & Airport Tariffs

On the economic regulation front, the Government had issued amendment to the Airport Economic Regulatory Authority (AERA) Act on August 6, 2019 amending the definition of the Major Airport from one and half Mn pax per annum (1.5) to three and half Mn pax per annum (3.5) thereby reducing burden on AERA. In case of future airport bidding the amendment also provided that the Authority shall not determine tariff of an airport if the tariff for such airport has been incorporated in the bidding document provided that the Authority should be consulted in advance regarding the tariff.

**Tariff at Delhi Airport:** DIAL has continued to operate on the Base Airport Charges regime that was notified by AERA in 2019.

AERA, on June 9, 2020, had issued the consultation paper no 15/2020-21 in the matter of determination of tariff for third control period for IGI Airport, Delhi. In accordance with the consultation paper, Authority proposes continuation of BAC+10% tariff for the balance period of third control period. Further, Authority in the said consultation paper also proposed to consider compensatory tariff to compensate DIAL in lieu of Fuel Throughput Charges which was stopped w.e.f. January 15, 2020 pursuant to MoCA direction.

**Tariff at Hyderabad Airport:** AERA, in case of Hyderabad Airport, on March 27, 2020, issued tariff order for the 2<sup>nd</sup> Control Period of GHIAL as an interim measure for the remaining period of one year till the finalization of 3rd Control Period tariff effective from April 1, 2021. AERA in its order allowed UDF of ₹ 281 per departing domestic passenger and ₹ 393 per departing international passenger at Hyderabad Airport.

Pursuant to TDSAT order dated March 4, 2020, Authority will be reconsidering the tariff related issues of GHIAL afresh along with Multi Year Tariff Petition (MYTP) for third control period. On July 24, 2020, GHIAL has filed the MYTP along with its contention again with AERA along with the multi-year tariff proposal for third control period (April 1, 2021- March 31, 2026).

### Growth Outlook - New Opportunities

This year, Group received the letter of award and subsequently signed the concession agreement in June 2020 for Bhogapuram International Airport in Andhra Pradesh, with the concession period being 40 Years, which can be extended by further 20 years thereby paving the way for further activities. As part of exclusivity under Hyderabad airport's concession, we have also been awarded contract of operation and management of Bidar Airport in Karnataka for a period up to 2033 and the airport commenced operations from February 7, 2020. The above wins will further strengthen our position as a leading global Airport company, while expanding our footprint in India.

Subsequent to the signing of the Concession Agreement last year, we along with our Greek partner TERNA Group, have achieved the Concession Commencement Date for the New Heraklion Airport at Crete, Greece on February 6, 2020.

Further, in pursuit of our long-term strategic vision to develop and expand our footprints in the airport adjacencies business, Group won the concession for Duty Free business for Kannur Airport in Kerala for a concession period of 7 Years, extendable by further 3 years. The operations are expected to begin in FY 2020-21 and will mark the first duty free concession to be operated by us outside the GMR network.

We believe that Airport business has huge underlying attractiveness and will continue to be the growth engine for the Group. We are actively pursuing suitable airport opportunities in India as well as globally. Our strategy is to increase the capacity of our existing airports and improve the performance of our operating assets, maintaining a focus on operational excellence while continuing to build potentially higher margin revenue streams arising out of these assets. We also intend to add assets inorganically by bidding for suitable airport opportunities in India as well as globally and further develop certain key non-aeronautical operations and businesses including duty free retail and cargo services.

### Indira Gandhi International Airport (IGI) - Delhi Airport operated by DIAL

#### Focus Areas for FY 2020-21

Despite the various issues impacting the aviation sector, in FY 2019-20 IGI handled 67.3 Mn passengers and 0.96 MMT of cargo with a minimal de-growth over last year. IGI Airport would continue to be the leading Airport among all Indian airports in both passenger traffic and cargo handled. DIAL was once again recognized as the Best Airport for service quality in the region by ACI and Best Airport in Central Asia by Skytrax.

However, the outbreak of COVID-19 has taken the world by surprise and businesses have been impacted. Like others, DIAL's traffic has been heavily impacted by the travel restrictions imposed by the government and the fall in travel confidence, given the severe measures being undertaken by the government. Even though there will be a severe impact of the pandemic in this fiscal, we are looking forward to an increase in traffic post resumption of air services. It is important to note that there is no fundamental change in the value drivers of the business. The impact from the COVID 19 outbreak on the business is expected to be a short to medium-term blip followed by a gradual recovery once the spread is contained.

To overcome the crisis, DIAL has been putting efforts on various fronts such as Safe Flying and Passenger Experience, financial resilience, stakeholder engagement and employee health & safety. DIAL has been continuously engaging with the state and regulatory authority for several support measures and policy interventions and we look forward to their consideration of these requests.

To repose faith in flying for passengers, DIAL has taken every necessary action and will continue to do so. A recent survey at Delhi Airport tells 9 out of every 10 passengers traveling to or from Delhi Airport, felt absolutely safe. Although, traffic level currently is well below the Pre-COVID level, DIAL has witnessed nearly 3 times passenger traffic compared to the 2<sup>nd</sup> busiest airport in India for the month of June 2020.

DIAL will also continue with the necessary parts of expansion of its airside infrastructure and terminal capacity as per the approved Master

Development Plan in order to cater to the future growth in passenger and air traffic. The Phase 3A expansion, includes, among others, expansion of Terminal 1 and Terminal 3, construction of a fourth runway along with enhancement of airfields and construction of taxiways and will expand capacity to 100 Mn passengers annually.

DIAL continues to work with all stakeholders including the airlines to further establish IGI Airport as an international hub airport for passengers and cargo. In line with this goal, DIAL will continue to work for reopening key international destinations gradually in accordance with the uplifting of international border restrictions. We will also continue to work with international carriers to boost long haul flights as well as dedicated freighters coming into Delhi.

**Rajiv Gandhi International Airport (RGIA) – Hyderabad Airport operated by GHAL**

**Focus Areas for FY 2020-21**

Despite the pandemic related challenges during the later part of the year, in FY 2019-20, RGIA handled 21.6 million passengers, over 183,000 Air Traffic Movements (ATMs), and over 146,000 MT of cargo. While both passenger and ATMs registered a positive growth YoY of 1% and 2% respectively, cargo traffic declined by 1% YoY which was still the least de-growth registered among major metro airports in the country which saw cargo traffic de-growth ranging from -1% to -13% during the year. With the emergence of the COVID-19 pandemic in late FY2 019-20, traffic and revenues have been impacted significantly across the global aviation value chain including India. With the situation yet to return to normalcy, GHAL will continue to maintain focus on financial resilience and sustainability until traffic recovery through measures for cash preservation and additional cash generation.

During this period, a key focus area will be ensuring the health and well being of passengers, staff and all airport community stakeholders and to convey a clear message to all that aviation remains the safest mode of transport.

On the regulatory front, GHAL will strive for timely finalization of the 3rd Control Period tariff by AERA by April 2021 when the control period is set to begin.

As part of the capital expansion works, RGIA made further progress and commissioned additional 24 remote aircraft parking stands and significant progress was made on various elements on the airside such as taxiways, rapid exit taxiways, and construction of a dedicated tunnel for movement of Ground Support Equipment (GSE) under aircraft taxiways. Expansion works for the main Passenger Terminal Building (PTB) made swift progress during the year until the works were brought to a halt due to the lockdowns imposed by the government in response to the COVID-19 pandemic. The construction works were restarted subsequently at the earliest available opportunity and the expansion works are underway once again. GHAL also secured environmental clearance from the Ministry of Environment, Forests and Climate Change for future capacity expansion to 50 MPPA, paving the way for longer-term growth of the airport.

Given the strong business fundamentals, strategic and competitive advantages, and initiatives to sustain and grow the business, GHAL is well-

positioned to return to the growth path as soon as the situation resulting from the COVID-19 pandemic returns to normalcy.

**GMR Megawide Cebu Airport Corporation (GMCAC)**

The passenger footfall for CY 2019 was recorded at ~12.7 Mn, constituting of ~8.4 Mn Domestic passengers and ~4.3 Mn International passengers, thus registering a YOY growth of ~9.9% in CY 2019.

GMCAC completed the renovation of the domestic Terminal 1 in September 2019, with world-class passenger facilities and state-of-the-art operating equipment. The Honourable President of the Philippines, Rodrigo Duterte, and executives from different government agencies graced the unveiling ceremony. A significant change for Terminal 1 is the creation of the 'Airport Village' which shall provide a vastly improved experience for all visitors arriving in Cebu. The renovated terminal provides more area and better facilities for passengers and concessionaires and has expanded the overall capacity of Terminal 1 from 4.5 Mn pax previously to 11 Mn pax.

The COVID-19 pandemic has had a considerable impact on Mactan-Cebu International Airport as well, with annual traffic expected to drop substantially in CY 2020. Scheduled domestic services resumed in June, with traffic ramping up as travel restrictions across the Philippines continue to be eased. The airport handled several international repatriation and utility flights, working closely with government stakeholders to ensure safe passage for Filipinos and foreigners alike. Following the ban on scheduled international services since March 2020, the airport welcomed its first batch of overseas travellers in mid-July – a feat made possible only by the establishment of a COVID-19 testing laboratory at the airport, which is the first dedicated, airport-centric testing facility in the world. The lab has a capacity of 3,000 RT-PCR tests a day, and till date, it has carried out over 7,000 RT-PCR tests. Results are delivered within 20 hours – which is the fastest in the country. Besides opening Cebu to international routes in North America, Southeast Asia and the Middle East, the lab also bolsters Cebu's credentials for joining 'travel bubbles' with the likes of China, Korea and Japan – its top international markets.

With domestic traffic on the rise and Cebu's international markets well on their way to recovery, the Management is confident that traffic shall rebound sooner than in other tourist-centric destinations. In addition to working with government stakeholders to resume operations and drive tourism revival in Cebu, the focus of the Management this year is to address COVID-related concerns, reduce operating costs and ensure that the airport is ready to embrace the new normal.

**Crete International Airport**

The consortium of GMR Airports and TERNA attained the concession commencement date for the design, construction, financing, operation, maintenance of the new international airport of Heraklion at Crete in Greece on February 6, 2020. Greek Prime Minister Mr. Kyriakos Mitsotakis and Minister of Infrastructure, Transport and Networks Mr. Kostas Karamanlis laid the foundation stone of the upcoming airport at Kasteli in a ceremony held on February 8, 2020. The Prime Minister highlighted that the new airport would incorporate the latest technologies and given its location at the heart of Eastern Mediterranean has the potential to develop into a



regional hub.

Having attained the concession commencement, the design and construction activities of the project are underway. Thus, the focus of the Management this year is on ensuring that design works are completed within the timeline.

## Energy Sector Outlook And Future Plan

### Indian Economy - Power Sector Scenario

At the end of year, total installed capacity in India stood at 370 GW. Conventional energy (from thermal) sources accounted for 231 GW or 62.43% of the total capacity while renewable energy sources accounted for 86.7 GW and the rest comprised capacity from nuclear and hydro (>50 MW) based power plants. The power deficit increased from 0.1% in March 2019 to 0.4% in March 2020.

Following were the highlights of the Power sector in India during FY 2019-20:

- National PLF dropped from 61.07% in FY 2018-19 to 56.08% in FY 2019-20.
- Overall growth of 0.95% in generation over the previous year - 1389 BU generated in FY 2019-20 as compared to 1376 BU in FY 2018-19.
- Generation from renewable sources increased by 9.11% to 138.31 BU in FY 2019-20 compared to 127.6 BU in FY 2018-19. Further, installed capacity from renewable energy sources increased by 11.75% to 86.76 GW in FY 2019-20 from 77.64 GW in FY 2018-19.
- FY 2019-20 saw a 22% drop in merchant tariffs as compared to FY 2018-19 from ₹ 3.85/kWh to ₹ 3.01/kWh.
- Pursuant to a major policy decision by Government, Ministry of Power issued directions to all Discoms to open Letter of Credit for all the power being bought as a payment security mechanism. Post that, all Discoms have opened LCs as per the PPA provisions.
- Solar Energy Corporation of India had asked for Expression of Interest from generators to supply bundled RTC power. Inexpensive renewable power is to be bundled with expensive thermal power to offer a RTC power to Discoms at cheaper rate. It has now issued RfS document for purchase of 5,000 MW bundled power.
- Power Trading Corporation of India Limited (PTC) conducted a bid for purchase of 2,500 MW coal power for Medium Term under Aggregator model.
- Coal India Limited (CIL) continued its SHAKTI auctions of last year and offered linkage coal to power plants having no LoA and no PPAs under SHAKTI B(III) Scheme of MoC. More such auctions are accepted during FY 2020- 21.
- Coal production in India remained at levels similar to FY 2018-19 with an All India production of 729 MT as against 728.72 MT last year.

The Company demonstrated outstanding resilience during one of the most challenging and volatile periods being faced by energy sector. Our focus over last year has been on stabilizing our existing assets, improving their profitability and achieving operational excellence.

For the first time since commercial operations, GMR Warora Energy Limited (GWEL) has achieved normative availability for all its PPAs with no loss in capacity charges. The linkage materialization has been 99% for FY 2019-20. GWEL also won the most coveted award in HSE practices - the British Safety Council Sword. We have been able to enhance fuel security at GMR Kamalanga Energy Limited (GKEL) with a successful bid for 0.4 MTPA coal under SHAKTI B III Scheme of the GoI. GKEL has also bid successfully for a power sale bid for 150 MW conducted by PTC during Q4 of FY 2019-20 and is awaiting LoA. We continued to get positive results for our efforts on regulatory orders in APTEL and CERC. Our focus continued to be on the liquidation of regulatory receivables during FY 2019-20 and we have succeeded to a significant level.

However, due to the non-availability of domestic gas and high price of imported gas, we have been facing challenges in securing gas for our operational gas plants. After the unexpected order of the Supreme Court against GMR Vemagiri Power Generation Limited (GVPGL), we have got a positive order from CERC wherein Deepwater gas has been declared a domestic gas and availability declaration has been upheld. We are working to realize our dues from the Discoms.

Battling water ingress, tough geography and adverse weather conditions, our project team at GMR Bajoli Holi Hydro Power Limited (GBHHPL) has managed to tunnel through the tough terrain. With more than 90% of the Project being completed, we are expecting to commission the plant during Q1 of FY 2021-22.

Efforts put in by GMR Upper Karnali Hydropower Limited (GUKHPL) have borne fruit with Bangladesh Power Development Board (BPDB) issuing LoA for 500 MW PPA. PPA is currently in draft stage and will get signed during H1 of FY 2020-21.

To mitigate the stress on energy business due to pandemic, we have taken several policy advocacy measures such as Usance LC for coal payments to CIL, usage of linkage coal for sale of power in short term markets, relaxation in FGD timelines, approval of Hydro Power Obligations for states, etc.

Many initiatives were taken to safeguard employee health during pandemic such as temperature scanning at entry and exit gates, compulsory wearing of nose mask, scheduled sanitization of plant, launch of COVID-19 Warriors with responsibilities such as creating awareness in work area, ensuring usage of PPEs, ensuring social distancing, visitor management, etc.

Going forward, our strategy in the Energy sector will mainly be on improving operational efficiencies and focussed efforts towards ensuring realization of benefits under the regulatory measures announced. We will also build on the existing platform to pursue growth opportunities in this sector that are asset light and/ or through partnership model, while monetization / divestment of assets on a selective / opportunistic basis would still be considered

### Mining assets

International coal prices have shown moderate recovery since beginning of 2019. The prices of mid CV coal have touched a peak around March 2019 and remained rangebound during remaining part of the year. Currently, global outbreak of COVID-19 has impacted the manufacturing activities across the

world and impacted the demand of coal, as a result the International coal prices have seen a sharp decline since April 2020, primarily on account of lower demand mainly from China and India. We expect the coal price pressure to continue in the medium term. Despite the impact of the weaker coal prices, our mining business shall remain focused on keeping the cash cost under control and ramping up the production volumes to maintain its profitability. Thermal coal remains an important source of fuel for developing countries in Asia, and our business will remain well-positioned to benefit from the growing demand.

## Transportation and Urban Infrastructure Sector Outlook and Future Plan

### Transportation

#### Railways

Your Company entered the Railways business in FY 2013-14 by winning two Rail Vikas Nigam Limited (RVNL) projects, which are now nearing completion. We made a further big leap into Railway projects in FY 2014-15 when we were awarded two packages on the eastern Dedicated Freight Corridor Corporation (DFCC) in the State of Uttar Pradesh worth ₹ 5,080 Crore and further two more packages 301 and 302 in 2016 worth ₹ 2,281 Crore in Punjab & Haryana. Your Company will be focusing on new projects in DFCC in PPP /EPC mode that are expected to come up during FY 2020-21 and beyond. The Company has invested in two sets of fully mechanized track laying equipment and other heavy construction equipment that can lay up to 1.5 Kms of track linking every day and can be used in future projects as well. Apart from construction of railway lines, Government has opened up station development and running of passenger trains in PPP mode. Your Company will explore those opportunities that correspond to its overall Group strategy.

#### Highways

As per the report released by the task force on National Infrastructure Pipeline, a total capital investment of Rs 20 trillion has been planned for roads and bridges sector in the period between 2020 and 2025. The projects include construction of new expressways and several four and six laning projects. Significant number of projects are expected in new bridge construction, RoB's at level crossings, etc. The ambitious plan aims at development of 60000 Kms of National highways including 2500 Kms expressways, 9000 Kms of economic corridors, 2000 Kms of coastal and port connectivity, bypasses for 45 towns and enhanced connectivity for 100 tourist destinations by 2024.

The Highway sector continues to be one of the most dynamic sectors in the country. NHAI has a robust bidding pipeline of Rs 780 Bn for FY 2020-21, which is dominated by HAM projects. However, bidding activity was subdued in FY 2019-20 and further due to COVID-19, the awarding activity is expected to pick up only in 2<sup>nd</sup> half of FY 2020-21. Of the 28,000 Kms under in Bharatmala Project, NHAI has already awarded 11,000 Kms, and has plans to award the balance 17,000 Kms.

Though we are consolidating our portfolio in the Highways Sector, we will be on lookout for the right opportunities, which are in sync with our strategy of Asset Light Asset Right and that leverage our expertise and resources.

### Urban Infrastructure

The Urban Infrastructure space, specifically the Industrial Parks domain, faced headwinds in the year 2019 in the form of elections in the Centre and some States. Most of the big ticket investments by corporates did not materialize owing to the wait and watch approach adopted by potential investors towards the evolving policies of the Central and state governments and also the subdued GDP growth of 4.2% in FY 2019-20 in the country, which was the lowest in the past eleven years. The existing party came back to power at the Center, while a different party came to power in the state of Andhra Pradesh. While the Center saw continuance of policies from the previous tenure, the State of Andhra Pradesh saw several policy changes. The new Industrial Policies of Andhra Pradesh and Tamil Nadu are expected to be announced soon. A positive development has been the improvement in India's Ease of Doing Business ranking from 77th to 63rd.

On the SEZ policy and regulatory front, the minimum area requirement for an SEZ has been brought down from 1250 acres to 125 acres. Also to make SEZs attractive, all existing notified SEZs are deemed to be multi-sector SEZs. New Tax rates were announced by Central Government during September 2019. Effective Tax rate has been slashed to 17.16% from 25.17% for new manufacturing companies and from 30% to 22% for existing companies.

However, due to COVID-19 effect in Q4 FY 2019-20, economic activity declined and is expected to contract further in FY 2020-21. To revive the economy, the Central Government has announced stimulus package of Rs 20 lakh Crores with a call for "Aatma Nirabhar Bharat", a self-reliant India. Further many states have suspended labour laws to make their states attractive for Investments. The Government of India is expected to simplify the labour laws with the objective of making India an attractive destination for manufacturing. The Indian Government is coming out with multiple policies, schemes to stimulate the economy like MeitY's SPECS, PLI, EMC-2, new policy for medical equipment manufacturing parks, Remission of Duties and Taxes on Export Product (RoDTEP), liberalized FDI regimes, etc., to improve attractiveness of manufacturing in India.

As a fallout of COVID-19, Global manufacturers having their manufacturing units in China or depending on China, are planning to shift at least part of the manufacturing out of China with the objective of de-risking their operations and supply chain in the long run. India, uniquely placed with large domestic market, skilled manpower at lower labour cost combined with recent policy reforms should represent an attractive manufacturing destination. In this context, the global manufacturers' "China plus one" strategy should augur well for Make-in-India and propel demand for land in Industrial Parks in FY 2020-21.

Kakinada SEZ is rebranding itself as Kakinada Industrial Park to position itself as a destination for manufacturing units focused both on exports as well as Indian market. The current industrial units in the Industrial Park, viz. Nekkanti Sea foods, Devi fisheries, Pals Plush, Rural BPO are employing around 2,000 people. Two additional food manufacturing units are under construction and would be operational in FY 2020-21. The subsidiary company Kakinada Gateway Port Limited has been allowed an extension of one year for achieving the Financial Closure of the Port subsidiary, i.e.

upto November 20, 2020. With better visibility of the Port, the Kakinada SEZ Business is poised to benefit from the demand of Port-led industries.

Krishnagiri SIR signed the Joint Venture Agreement with Tamil Nadu Industrial Development Corporation (TIDCO), giving a much needed boost. Further, the Company entered into an MoU with its first client M/s Micro-Tech C.N.C. Ltd. for ten acres of land for a period of ninety-nine years. Under the 'Make in India' initiative, the Govt. of India had announced setting up of a Defense Industrial Production Corridor (DIPC) in Tamil Nadu and Hosur has been identified as one of the key nodes under the Tamil Nadu Corridor. Also, under Bharat Mala scheme, NHAI is developing a 205 kms long satellite township ring road linking Hosur and Bengaluru. All these positive developments are expected to take GKSIR to the next level of growth.

## Environment Protection and Sustainability

As the Company operates in an increasingly resource-constrained world, being environmentally conscious and efficient are key to our operations. The Company has a Corporate Environment, Health, Safety and Quality (EHSQ) Policy to articulate, guide, and adopt an integrated approach towards implementing EHSQ objectives and the Company remains committed towards the said policy. These established systems certified by reputed certifying agencies have helped to monitor and manage our operations systematically, safely and in environment friendly manner. The Company continues to abide by regulations concerning the environment by allocating substantial investments and resources on a continuous basis to adopt and implement pollution control measures. Our continuous endeavor to go beyond compliance and conserve natural resources helps to march towards attaining excellence in environmental management and efficient and sustainable operations as well. The details of Environment, Health and Safety (EHS) initiatives are provided in the Business Responsibility Report forming part of Annual Report.

## Discussion and analysis of financial conditions and operational performance

The consolidated financial position as at March 31, 2020 and performance of the Company and its subsidiaries, joint ventures and associates during the financial year ended on that date are discussed hereunder:

### 1. ASSETS- NON CURRENT ASSETS

#### 1.1. Property Plant and Equipment (PPE)

PPE has decreased from ₹ 9,614.42 Crore as at March 31, 2019 to ₹ 9,379.68 Crore as at March 31, 2020 primarily due to additions to fixed assets in DIAL and GHIAL offset by depreciation charge for the year.

#### 1.2. Right of use asset

Right of use asset recognised for ₹ 106.19 crore as at March 31, 2020 mainly in DIAL, GHIAL and few subsidiaries due to adoption of New Indian Accounting Standard (Ind AS) 116 - Leases effective April 1, 2019.

#### 1.3. Capital work-in-progress

Capital work-in-progress has increased from ₹ 857.03 Crore as at March 31, 2019 to ₹ 3,809.02 Crore as at March 31, 2020 primarily on account of

expansion of existing airport at New Delhi and Hyderabad.

#### 1.4. Investment Property

Investment property has increased from ₹ 3,139.79 Crore as at March 31, 2019 to ₹ 3,491.28 Crore as at March 31, 2020 primarily on account of additional capital expenditure incurred during the year by SEZ business.

#### 1.5. Other Intangible Assets

Other Intangible assets has decreased from ₹ 2,867.05 Crore as at March 31, 2019 to ₹ 2,763.67 Crore as at March 31, 2020 primarily due to amortization during the year.

#### 1.6. Investments accounted for using equity method

Investments accounted for using equity method has decreased from ₹ 7,659.94 Crore as at March 31, 2019 to ₹ 7,012.75 Crore as at March 31, 2020 primarily due to share of loss in joint venture and associates during the year and impairment provision of investment in joint ventures and associates.

#### 1.7. Loans and Advances

Loans and advances has increased from ₹ 276.83 Crore as at March 31, 2019 to ₹ 447.73 Crore as at March 31, 2020 mainly due to advance given to related parties.

#### 1.8. Other financial assets

Other financial assets have increased from ₹ 2,000.45 Crore as at March 31, 2019 to ₹ 3,090.19 Crore as at March 31, 2020 mainly due to increase in fair value of cross currency swaps / call spread offset by decrease in non-current bank balances and receivable against Service Concession Arrangements (SCA).

#### 1.9. Other non-current assets

Other non-current assets have increased from ₹ 1,771.99 Crore as at March 31, 2019 to ₹ 2,420.60 Crore as at March 31, 2020 primarily on account of increase in balances with Govt. authorities and recognition of lease equalization reserve on adoption of 'Ind AS 116 - Leases'.

### 2. ASSETS - CURRENT ASSETS

#### 2.1. Financial assets - Investments

Investments have increased from ₹ 2,350.34 Crore as at March 31, 2019 to ₹ 2,959.12 Crore as at March 31, 2020 primarily on account of investment in mutual fund and commercial papers by GIL and GHIAL partially offset by redemption of mutual fund by DIAL. All investments are in normal course of business.

#### 2.2. Loans and Advances

Loans and advances has increased from ₹ 109.78 Crore as at March 31, 2019 to ₹ 916.98 Crore as at March 31, 2020 mainly due to advance given to related parties.

### 2.3. Financial assets – Trade receivables

Trade receivables has decreased from ₹ 1,447.37 Crore as at March 31, 2019 to ₹ 1,423.84 Crore as at March 31, 2020 in the normal course of business.

### 2.4. Financial assets – Cash and cash equivalents

Cash and cash equivalents have increased from ₹ 918.66 Crore as at March 31, 2019 to ₹ 2,859.43 Crore as at March 31, 2020 mainly due to parking of surplus fund in short term Fixed deposit in DIAL out of proceeds from new borrowings during the year.

### 2.5. Financial assets – Bank balances other than cash and cash equivalents

Bank balances other than cash and cash equivalents increased from ₹ 710.99 Crore as at March 31, 2019 to ₹ 1,589.34 Crore as at March 31, 2020 primarily due to increase in bank deposits in DIAL and GHIAL.

### 2.6. Other financial assets

Other financial assets have decreased from ₹ 4,722.83 Crore as at March 31, 2019 to ₹ 1,601.88 Crore as at March 31, 2020. This is primarily on account of realization of receivable from sale of GAL stake to ADP during the year 2019-20. Further, this is compensated by increase in unbilled revenue and other non-trade receivable in subsidiaries in the normal course of business.

### 2.7. Other current assets

Other current assets have increased from ₹ 253.84 Crore as at March 31, 2019 to ₹ 776.06 Crore as at March 31, 2020 primarily due to increase in balances with Government Authorities and advance to suppliers in the normal course of business.

### 2.8. Assets classified as held for sale

Assets classified as held for sale increased from ₹ 28.91 Crore as at March 31, 2019 to ₹ 61.73 Crore as at March 31, 2020 mainly due to one subsidiary classified as held for sale entity during FY 2019-20.

## 3. EQUITY

Equity share capital remains the same at ₹ 603.59 Crores. Total equity has decreased from ₹ 1,241.89 Crore as at March 31, 2019 to ₹ 215.89 Crore as at March 31, 2020 primarily on account of provision for impairment in value of equity investments and share of loss in joint venture and associates. Non-controlling interests have increased from ₹ 1,695.02 Crore as at March 31, 2019 to ₹ 2,674.58 Crore as at March 31, 2020 mainly on account of increased share of minority on account of divestment of 25% stake in airport entities to Groupe ADP.

## 4. NON-CURRENT LIABILITIES

### 4.1. Borrowings

Non-current borrowings have increased from ₹ 21,663.81 Crore as at March 31, 2019 to ₹ 26,521.90 Crore as at March 31, 2020, primarily due to new senior secured bonds in DIAL and GHIAL offset by repayment of loans in GIL and subsidiaries during the year.

### 4.2. Lease Liabilities

Lease liabilities recognised for ₹ 105.24 crore as at March 31, 2020 mainly in DIAL, GHIAL and few subsidiaries due to adoption of New Indian Accounting Standard (Ind AS) 116 - Leases effective April 1, 2019.

### 4.3. Other Financial Liabilities

Other financial liabilities have increased from ₹ 722.19 Crore as at March 31, 2019 to ₹ 747.26 Crore as at March 31, 2020, mainly due to increase in security deposit from concessionaires and retention money payable offset with decrease in concession fee payable.

### 4.4. Provisions

Provisions have decreased from ₹ 123.33 Crore as at March 31, 2019 to ₹ 105.83 Crore as at March 31, 2020 mainly due to lower provision in operation and maintenance in certain road entities.

### 4.5. Deferred tax liabilities (net)

Deferred tax liability is ₹ 225.04 Crore as at March 31, 2020 (₹ 78.11 Crore as at March 31, 2019) increase in deferred tax liabilities is primarily due to deferred tax liabilities recognised on undistributed profits of Joint ventures and netting of DTA with DTL in FY 2018-19 numbers.

### 4.6. Other non-current Liabilities

Other non-current liabilities have decreased from ₹ 2,079.46 Crore as at March 31, 2019 to ₹ 2,004.52 Crore as at March 31, 2020 primarily due to decrease in advance from customers and deferred revenue.

## 5. CURRENT LIABILITIES

### 5.1. Short term Borrowings

Borrowings have decreased from ₹ 2,364.99 Crore as at March 31, 2019 to ₹ 1,630.87 Crore as at March 31, 2020 mainly due to payment of short term borrowings.

### 5.2. Trade Payables

Trade payables have increased from ₹ 1,946.29 Crore as at March 31, 2019 to ₹ 2,261.51 Crore as at March 31, 2020 mainly due to payable to NHAI in road entity and provision for revenue share due to 'Ind AS 116 - Leases' in DIAL.

### 5.3. Other current financial liabilities

Other current financial liabilities have increased from ₹ 7,443.44 Crore as at March 31, 2019 to ₹ 10,289.49 Crore as at March 31, 2020. The increase is mainly due to increase in current maturities of long term borrowings, increase in interest accrued on borrowings and non-trade payables.

### 5.4. Provisions

Provisions have decreased from ₹ 1,052.62 Crore as at March 31, 2019 to ₹ 968.45 Crore as at March 31, 2020 mainly due to lower provision in operation and maintenance in certain road entities, decrease in provision for loss in associate offset by increase in power banking provision and other provision in normal course of business.

**5.5. Other current liabilities**

Other current liabilities has increased from ₹ 1,312.57 Crore as at March 31, 2019 to ₹ 1,327.46 Crore as at March 31, 2020 mainly due to increase in statutory dues off set by decrease in unearned revenue, advance from customers and other liabilities.

**5.6. Liabilities directly associated with the assets classified as held for sale**

Liabilities held for sale increased from ₹ 60.08 Crore as at March 31, 2019 to

₹ 71.50 Crore as at March 31, 2020 mainly due to one subsidiary classified as held for sale entity during FY 2019-20.

**Overview of our results of operations**

The following table sets forth information with respect to our revenues, expenditure and profits (loss) on a consolidated basis:

(₹ in Crore)

Particulars	March 31, 2020	March 31, 2019
<b>Continuing operations</b>		
<b>Income</b>		
Revenue from operations (including other operating income)	8,394.93	7,410.80
Finance income	160.61	165.16
Other income	666.59	708.76
<b>Total Income</b>	<b>9,222.13</b>	<b>8,284.72</b>
<b>Expenses</b>		
Revenue share paid / payable to concessionaire grantors	2,037.19	1,764.75
Operating and other administrative expenditure	3,889.79	4,105.50
Depreciation and amortization expenses	1,064.25	983.96
Finance costs	3,545.07	2,684.15
<b>Total expenses</b>	<b>10,536.30</b>	<b>9,538.36</b>
<b>Loss before share of loss of associate and joint ventures, exceptional items and tax from continuing operations</b>	<b>(1,314.17)</b>	<b>(1,253.64)</b>
Share of loss of associates and joint ventures (net)	(288.33)	(87.89)
<b>Loss before exceptional items and tax from continuing operations</b>	<b>(1,602.49)</b>	<b>(1,341.53)</b>
Exceptional items - loss on impairment of investments accounted for using the equity method (net)	(680.91)	(2,212.30)
<b>Loss before tax from continuing operations</b>	<b>(2,283.41)</b>	<b>(3,553.83)</b>
Tax expenses/(income)	(84.92)	(87.42)
<b>Loss after tax from continuing operations (i)</b>	<b>(2,198.49)</b>	<b>(3,466.41)</b>
<b>EBITDA from continuing operations</b> (Sales/income from operations - Revenue share - operating and other admin expenses)	<b>2,628.56</b>	<b>1,705.71</b>
<b>Discontinued operations</b>		
<b>(Loss)/profit from discontinued operations before tax expenses</b>	<b>(3.70)</b>	<b>117.84</b>
Tax expenses	-	7.72
<b>(Loss)/profit after tax from discontinued operations (ii)</b>	<b>(3.70)</b>	<b>110.12</b>
<b>Total loss after tax for the year (A) (i+ii)</b>	<b>(2,202.19)</b>	<b>(3,356.29)</b>
Other comprehensive income for the year, net of tax (B)	24.15	173.63
<b>Total comprehensive income for the year, net of tax (A+B)</b>	<b>(2,178.04)</b>	<b>(3,182.66)</b>

**Sales/Operating Income**

The segment wise break-up of the Sales/Operating Income are as follows:

Particulars	For the year ended			
	March 31, 2020		March 31, 2019	
	Amount (₹ in Crore)	% of Revenue from operations	Amount (₹ in Crore)	% of Revenue from operations
<b>Revenue from Operations:</b>		-		-
Airports segment	6,131.49	71.66%	5,346.71	70.58%
Power segment	777.35	9.09%	593.08	7.83%
Road segment	585.20	6.84%	570.50	7.53%
EPC segment	859.10	10.04%	904.85	11.94%
Others segment	202.40	2.37%	160.82	2.12%
<b>Total Revenue from operations</b>	<b>8,555.54</b>	<b>100.00%</b>	<b>7,575.96</b>	<b>100.00%</b>

#### Operating income from airport segment

Income from our airport segment consists of income from aeronautical sources (principally consisting of landing and parking, passenger service fees and UDF), non-aeronautical sources (consisting principally of income from rentals, trade concessionaires and ground handling), cargo operations and rentals received in connection with commercial development on land that is part of our airport projects.

Operating income from airport segment increased by 14.68% from ₹ 5,346.71 Crore in fiscal 2019 to ₹ 6,131.49 Crore in fiscal 2020 mainly in parking, cargo operations, lease & space rental and revenue from commercial property development. However, there is overall increase in traffic in all the operating airports despite COVID-19 pandemic.

#### Operating income from power segment

Income from our power segment mainly consists of energy and coal trading income from GETL and GISPL. Other major operating energy entities including major entities like GWEL, GKEL and GGSPPL are assessed as Joint ventures and accounted for based on equity accounting. The operating income from power segment has increased by 31.07% from ₹ 593.08 Crore in fiscal 2019 to ₹ 777.35 Crore in fiscal 2020 primarily due to increased operations in coal trading.

#### Operating income from road segment

Income from our road operations is derived from annuity payments received from NHAI for our annuity projects and toll charges collected from road users of the toll road projects.

The operating income from road segment has marginally increased by 2.58% from ₹ 570.50 Crore for fiscal 2019 to ₹ 585.20 Crore for fiscal 2020 mainly in toll income. Concession period in annuity projects in subsidiaries namely GMR Tuni Anakapalli Expressways Limited (GTAEL) and GMR Tambaram Tindivanam Expressways Limited (GTTEL) ended on November 8, 2019 and these projects handed over to NHAI.

#### Operating income from EPC sector

Income from our EPC division is derived from the execution of engineering, procurement and construction works in connection with power, road, railways and other projects under implementation. Despite the COVID-19

pandemic, Hyderabad airport witnessed a 2% increase in passenger traffic, while Delhi airport witnessed a 3% decline in passenger traffic.

During the fiscal 2020, the EPC sector has contributed ₹ 859.10 Crore to the operating income as against ₹ 904.85 Crore in fiscal 2019. Decrease is mainly because few EPC projects are nearing completion resulting in lower revenues from construction projects.

#### Operating income from Other Sectors

Income from other sector includes management services income, investment income and operating income of aviation and hotel businesses. During the fiscal 2020, other sector has contributed ₹ 202.40 Crore to the Operating Income as against ₹ 160.82 Crore in fiscal 2019.

#### Expenditure

##### Revenue share paid/payable to concessionaire grantors

The revenue share paid/payable to various concessionaires has increased from ₹ 1,764.75 Crore in fiscal 2019 to ₹ 2,037.19 Crore in fiscal 2020 primarily on account of increase in operating income at airport sector.

##### Cost of material consumed

The decrease in cost of material consumed is mainly on account of higher material consumption at DFCC project in fiscal 2019.

##### Purchase of Traded goods

Increase in purchase of traded goods in the fiscal 2020 is primarily due to increase in operating revenue from electrical energy and coal trading.

##### Employee benefits expenses

The increase in employee benefit costs is mainly on account of annual salary increments and recruitment of new employees.

##### Other expenses

##### Other expenses include:

- Consumption of stores and spares, electricity and water charges, manpower hire charges, technical consultancy fee, cost of variation works, insurance for plant and machinery, airport operator fee, lease rentals, repairs and maintenance to plant and machinery,

travel, insurance, legal and other professional charges, provision for advances, losses on sale of fixed assets and investments, travelling and conveyance, communication, loss on foreign exchange and other miscellaneous expenses.

There is decrease in other expenses in fiscal 2020 mainly due to forex loss, write off advances and donation expense in fiscal 2019.

#### Exceptional items

In fiscal 2020, there is impairment loss of ₹ 680.91 Crore in carrying value of equity investments in joint ventures and associates.

#### Tax expenses

Tax expense/ (credit) mainly comprises of current tax expense and deferred tax expense / (credit). There is no significant movement in tax expense/ (credit) in fiscal 2020 compared to fiscal 2019.

#### Significant changes in key financial ratios, along with detailed explanations

Key Financial ratios on standalone basis including significant changes (more than 25%) are shown in the table below:

	FY 2019-20	FY 2018-19	Change
Debtor turnover (days)	413.62	354.36	(17%)*
Inventory turnover (days)	39.27	18.45	(113%)**
Interest coverage ratio	0.50	0.30	(65%)
Current ratio	1.57	1.89	(17%)
Debt equity ratio	0.68	0.61	(10%)
Operating profit margin %	(0.29)	(0.44)	34%***
Net profit margin %	(0.40)	(0.51)	22%***
Return on net worth	(0.12)	(0.09)	(39%)#

\* Increase in the ratio is on account of various deductions being made by the client (DFCCIL) on account of recovery of mobilization advance at higher rate.

\*\* Increase in Inventory turnover ratio is due to increase in average inventory.

\*\*\* Improvement in operating profit margin and net profit ratio is due to lower Cost of Goods Sold (COGS)

# The change in return on net worth is majorly due to Provisions are made for the loans and impairment in investments during FY 2019-20.

#### Corporate Social Responsibility

GMR Varalakshmi Foundation (GMRVF) is the corporate social responsibility arm of the GMR Group. The Group has been undertaking CSR activities on a significant scale since 1991. GMRVF supports the companies under the Group in implementing their CSR mandates. GMRVF's purpose is to work in the fields of Education, Health and Empowerment such that its activities directly benefit mainly the communities in the immediate neighborhood of the Group's projects. Currently, GMRVF is working with selected communities in 20 locations in India. The locations are spread across different states namely Andhra Pradesh, Delhi, Himachal Pradesh, Karnataka, Maharashtra, Goa,

Odisha, Punjab, Tamil Nadu, Telangana, Uttar Pradesh and Uttarakhand. The detailed information on CSR activities of the Group is provided in Business Responsibility Report forming part of the Annual Report.

#### Awards and Recognitions in the year 2019-20:

- GMR Varalakshmi Foundation won the 'Mahatma Award for Social Good 2019' on the occasion of 150th Birth Anniversary of Mahatma Gandhi. The award was presented by Smt. Rajashree Birla.
- GMRVF received Best Diversity and Inclusion Initiative Awards 2019 for its work of empowering women in its communities, from GoDiverse, a reputed organization which offer diversity and inclusion related services to corporates.
- Nagavali Institute of Rural Entrepreneurship Development run by GMRVF and Andhra Bank jointly at Rajam, AP was adjudged as one of the 3 best performing RSETIs (out of the total 587 Rural Self-Employment Training Institutes) in India by Ministry of Rural Development (MoRD).
- GMRVF received "Excellence Award for Corporate Social Responsibility" for CSR activities around Hyderabad International Airport from Federation of Telangana Chambers of Commerce and Industry (FTCCI).
- The Foundation was awarded the prestigious Kalinga CSR Award from the Institute of Quality and Environmental Management Service (IQEMS) for its significant contribution in the field of Corporate Social Responsibility.

#### Risk Concerns and Threats

##### Identification, assessment, profiling, treatment and monitoring the risks

A comprehensive risk management process that includes identifications of risks, their assessment and their treatment has been in deployment consistently over the years. The Enterprise Risk Management (ERM) function helps the Sectors and key business units in aggregating and consolidating their risks. The Company prioritizes and manages the risks identified through its Risk Registers.

Implementation of the ERM process across the Group's businesses is independently assessed by internal audit team i.e. the Management Assurance Group (MAG). Their inputs and recommendations are taken into consideration for continuous improvement in business processes.

**Linkages:** The Company has established a strong linkage with Corporate Strategy and Risk management function which helps it to focus on key strategic risks. Detailed risk analysis is carried out during the formulation of the Company's Strategic Plan and Annual Operating Plan. List of top risks are revised as a part of the Strategic plan exercise. ERM team also shares the results of its exercise with the MAG to enable it to draw plans for risk-based audit.

**Business Resilience:** The Company has put in place detailed Business Continuity Plans (BCP) and Disaster Recovery Plans (DRP) that enables it to quickly and effectively adapt to disruptions while maintaining continuous

business operations and safeguarding people, assets and overall brand equity. The plans identify potential vulnerabilities and puts in place appropriate processes and risk treatment plans to respond and minimize impact of disruptive events.

**Reporting:** The ERM team within the Company's businesses regularly present the risk assessment and efficacy of the mitigation strategy adapted by them, first to the Management team for validation and thereafter to the Audit Committee/ Risk Management Committee of the Board.

Based on the above process, the management has taken cognizance of risks in the recent times and for which appropriate plans and actions are being taken, as follows:

**1. Black Swan Event**

The emergence of COVID-19 infection in China in December 2019 that quickly spread to many countries in Europe, Asia, America became an unprecedented pandemic of catastrophic consequences has also had significant impact on the Indian Economy and has affected our airport, power and road businesses.

The Group is assessing the long-term impact of this black swan risk that is yet to reveal its full scale of disruption on global economies and on Indian economy in particular.

As a response, each business formed a war room of senior executives to track various initiatives along with strong support from corporate and functional teams. As part of our response to the COVID-19 situation, we have focused on business continuity along these fronts:

- o Operational continuity
- o Financial sustainability - cash conservation and reduction of cost structure
- o Organizational resilience

**2. Macroeconomic Risk factors:**

During FY 2019-20, India's macroeconomic situation was already on a weak footing. Covid-19 has further aggravated the macroeconomic environment globally and in India. It has a significant impact on the operating performance of the Group.

Our Airports sector has been hit significantly. Key segments being impacted include tourism travel, business travel and MICE. Further, airlines are also significantly impacted, and their continued sustenance is important for our airports business.

Risks facing the energy sector have amplified with lower power demand resulting in aggravating the already precarious financial situation of the DISCOMs. The Government of India has announced a package in this regard.

Potential impact of the situation would be in terms of lower revenues, profitability and cash flows to service debt obligations.

As a mitigation for these macroeconomic risk factors, the Group relies on a diversified portfolio across different sub-sectors within the Infrastructure Sector along with revised strategies. Our portfolio of T&UI had less impact and in fact Krishnagiri and Kakinada projects may benefit

as global manufacturers explore alternate locations to China to locate their manufacturing operations.

The Group is also reaching out to its stakeholders and undertaking various policy advocacy measures to ensure our ability to service debt. We successfully closed our strategic partnership transaction with Groupe ADP to ensure much needed liquidity during this period. Timely fund-raising in airports sector has helped to partially insulate business from COVID-19 related risks.

**3. Geopolitical risk:**

In the past year, unexpected geopolitical changes have heightened the risk of conflicts between nations (US/China/Iran) in the country's neighborhood.

Our hydro power project in Nepal may face geo-political risks due to current relations between India and Nepal on one hand, and India and China on the other.

To address risks from geopolitical issues,

- The Group relies on the Government's proactive role in protecting the interests of Indian industries arising out of changing geopolitical landscape.
- As in previous case of Maldives Airport, the Group relies on high credibility of international arbitration platforms.

**4. Political risks:**

Given the nature of the concession business, change in governments may occasionally have consequences on concessions, typically at an early stage. Accordingly, local politics within the countries, including India, where we operate may affect our business.

To address these risks,

- Our Group implements its strategy of working closely with all relevant stakeholders to mitigate impact of the political risks.
- We partner with local players outside India to mitigate the same.
- Our transaction with ADP, which is owned and supported by the French Government, should strengthen our position in this regard.

**5. Technology Risk:**

Technology Risks are impacting businesses on various fronts:

- Business disruption as new technologies offer a value proposition difficult to match by traditional industries. The emergence of solar energy at a much lower cost has put the traditional power generation industry under stress. Alternate travel technologies such as Hyperloop may pose an additional risk to the highway, railways and airline sectors as it evolves.
- Use of digital technologies such as Artificial Intelligence, Block chain, etc. are allowing even traditional companies an opportunity to provide a new range of products and services, which are redefining



many industry segments. Technological application in all areas of business operations is evolving rapidly, rendering existing processes and equipment less efficient or obsolete. These impact the relative competitive position of many players in an industry segment. The Airport sector is witnessing a wide range of induction of digital technologies which is impacting the way business is being done in this sector.

- Digital Technologies are being introduced in many functional processes across businesses which impact speed, agility and cost structure of businesses, which in turn may impact the relative competitive position of players in an industry.

In this regard,

- The Group is looking at technology disruptions as an area of opportunity and is exploring strategies to exploit the same.
- We are also continuously experimenting and upgrading to new technologies to meet both the regulatory requirements as well as operational efficiency.
- The Group is also working with an external consultant while restructuring its internal finance processes and adopting latest technologies with a view to enhance speed, agility and cost effectiveness of resources. The induction of technology is expected to be an ongoing process in the group.

#### 6. Competition risk:

The Group may be affected by the increasing competition in most business streams, particularly in airports sector.

Thermal power business also faces tough competition for PPAs due to lack of suitable PPAs in market and too many IPPs vying for the same PPAs.

As mitigation,

- The Group has continued to focus on building competitive advantage in its core business areas to ensure that we are competitively well-positioned in our businesses.
- The company continues to enhance its diligence processes that were established for project procurement. Recent airport bid of Jewar was thoroughly assessed for risks, following an established elaborate bid assessment process.
- Group is engaging in active policy advocacy so that more PPAs based on various thermal sources are offered by DISCOMs.

#### 7. Regulatory Risk:

Group's airports business remained exposed to regulatory changes that have impacted tariffs. While AERA's tariff determinations are trued up over the tariff period and have less impact on the long term sustainability, they do have short term impact on profitability and liquidity.

In the energy sector, changes and modifications in regulations related to tariffs and environmental protection continued to pose risks to the Group's energy business.

As mitigation measures, the Group actively pursues:

- Tracking of all developments in the regulatory environment.
- Participation in sector-specific industry associations and chambers of commerce to work for resolution of issues that may impact our businesses.
- Identifying, monitoring and updating the management on regulatory developments and their impact.
- Where necessary, the Group has engaged in arbitration and/or litigation as appropriate, in order to protect its interest in this regard.

#### 8. Ability to finance projects at competitive rates:

Given the nature of the infrastructure sector, the industry players carry relatively higher debt levels. While the country has witnessed strong interest from Sovereign and International Pension Funds in financing high quality secondary assets, Infrastructure financing in India faces certain issues which are inhibiting the smooth financing of the sector. These include:

- Lack of options beyond Bank Financing to finance green field projects. In addition, Indian banks have struggled to offer long term debt financing solutions on account of an asset liability mismatch at their end. Further, with the large number of non performing infrastructure assets the Indian banking sector has faced over the past few years, many institutions and banks are hesitating to provide further project financing in this regard.
- Lack of a well-developed bond market in India, which can encourage greater availability of funding for the Infrastructure sector.

Nevertheless, we are continuously exploring innovative means to finance/refinance our projects including refinancing through bond issue, takeout finance, ECB loans (where we have a natural hedge to reduce the forex exposure) etc., wherever possible at competitive rates. We also continue to work with stakeholders to improve the environment for infrastructure financing in the country.

#### 9. Interest Rate Risk:

Recent macroeconomic trends have resulted in falling oil prices and reduced interest rates. However, interest rates in developing economies such as India are typically volatile, and any increase in interest rate may adversely affect our profitability.

We are continuously exploring and implementing innovative means of financing/refinancing our existing loan with the aim of reducing our interest costs.

Also, with the divestments of some of our assets and capital raise exercises, we also aim to reduce our debt exposure and thereby the interest cost.

#### 10. Credit Risk:

Our airport business continues to be exposed to credit risks of our airline customers and non-aero services customers. Collection of receivables from distressed airlines has continued to be at risk

However,

- These exposures are relatively small compared to overall business and the Group has implemented the processes to mitigate the same like BGs, cash & carry wherever necessary in Airports.
- All receivables are being closely monitored and reviewed frequently by the top management.
- Under regulatory framework in airports, the Company has recovered defaulted amounts as opex.
- In the energy sector, the Company has been taking a number of advocacy steps as well as litigation to establish and recover dues from various discoms.

Our exposure to sale of electricity to DISCOMs may expose us to credit risk of counter parties.

**11. Foreign Currency Exchange Rate Risk:**

Throughout the year, some of our businesses remained exposed to the vagaries of exchange rate risk, as we have some expenditure in foreign currencies for procurement of project equipment or debt servicing.

As mitigation,

- We have mechanism for regular review of our foreign exchange exposures including the sensitivity of our financials to exchange rate
- We hedge our exposures and keep rolling them as part of a foreign exchange risk management policy
- With respect to certain long term borrowings, with both issuer and subscriber having the opportunity to convert into equity under different situations, the potential exchange rate risk on the principal amount is quite limited.

**12. Cyber Security Risk:**

Although Group's businesses have not been affected by cyber-attacks, vulnerability to increasingly sophisticated hacking methods persists. Our airport operations may face this risk.

As mitigation, the Company has

- Instituted processes to assess its vulnerability to cyber security risks and initiated actions to mitigate emerging risks.
- Strengthened its network infrastructure with advanced technologies to address any exigencies of WFH for employees and related vulnerabilities.
- Deployed In-Tune Mobile Device Management (MDM) to monitor and control data leakage from Mobile devices.

**13. Manpower risk:**

With increasing competition in the Group's core businesses, newer players have taken an aggressive approach to meet their critical manpower requirement by poaching on experienced personnel of the established companies.

Our company is also exposed to these methods by the new entrants in the industry.

For mitigating these risks,

- The Group has been building bench strength and is further taking adequate measures to ensure that the impact of such aggressive manpower hiring approach is mitigated for our businesses.
- Employees in critical positions are being incentivized with career development options.

**14. Arbitration/ Litigation risk:**

With the expansion of business, obstacles in the form of disputes are common. While the Group ethos is to attempt to address these disputes through amicable discussions, at times it is forced to adopt alternate means of resolution, including arbitrations and litigations.

The Group has a very robust in-house mechanism for dispute risk assessment, which provides the management with an early evaluation of the risks and costs associated with every potential arbitration / litigation, before the same is triggered.

The Group has ongoing disputes in its businesses across the sectors, which primarily relate to the interpretation of issues relating to various concession documentation or laws by respective Authorities or Grantors.

The Group would typically work with a combination of strong in-house counsel - both corporate and sectoral, and specialist external counsel as per the specific requirements.

**Internal control systems and their adequacy**

The Company's internal financial control framework, established in accordance with the COSO framework to ensure the adequacy of design and operating effectiveness of operational, financial and compliance controls. The effectiveness of the internal controls is continuously monitored by the Management Assurance Group (MAG).

The Company has appropriate policies and procedures in place which play a pivotal role in the deployment of the internal controls. These controls and processes have been embedded and integrated with SAP (or other ERP systems, as the case may be) and/or other allied IT applications which have been implemented across all Group companies.

MAG continuously assesses opportunities for improvement in all business processes, systems and controls and provides recommendations which add value and improves an organization's operations.

Deviations, if any, are addressed through systemic identification of causals. Corrective actions, if required, are taken by the respective functions. Functional owners take responsibility for introducing preventive actions. Proactive actions are initiated to ensure compliance with the several upcoming regulations through deployment of cross functional teams. As far as possible, emphasis is placed on automation of controls within the process to minimize deviations and exceptions.

Respective Business/Company CEOs are responsible to ensure compliance with the policies and procedures laid down by the management. It helps an organization to accomplish its objectives by bringing a systematic, disciplined approach to evaluate and improve the effectiveness of risk

management, control and governance process.

MAG is responsible for undertaking internal audits across the group and they are assisted by outsourced audit firms. The internal audit scope covers inter alia, all businesses and corporate functions, as per the annual plan reviewed and approved by the Audit Committee at the beginning of every year.

During 2019-20, MAG took the following initiatives:

- Release of Updated MAG Manual Version 2.0 (2019)
- Launch of Knowledge Mine, an intranet portal in Success Factors (Navyatha) for imparting knowledge online and periodic updates for MAG Team Members.
- Engaged a reputed firm to review existing processes in MAG and benchmark them with best practices in internal audit.
- A standard monthly MIS format was introduced effective October 2019 for reporting various initiatives taken by MAG (e.g. Monitoring MAG efficiency and effectiveness) to respective Sector Business Chairman, CEOs and CFOs for Corrective Action/Preventive Action (CAPA).
- Initiation of an online software LARS (Laser Audit Reporting System) to track open audit observations and trigger alerts/reminder mails to users for closure of audit observations.
- Implemented a performance evaluation matrix for assessment of outsourced audit firms engaged for various audit assignments thus enabling decision making for continuity or rotation of these audit firms, as appropriate.

Every quarter, Audit Committee of the Board is presented with key control issues and actions taken on the issues highlighted in previous report(s).

An Annual Certificate for the financial year 2019-20 was issued by Group Head MAG to Audit committee, confirming compliance to prescribed processes as enumerated in MAG Manual while undertaking audits, reporting audit observations and their closure.

#### **Developments in Human Resources and Organization Development at GMR Group**

In FY 2019-20, Group continued focusing on People, Process and Technology across workforce lifecycle stages. While critical initiatives were successfully completed during the year, the focus is continued in taking forward the change management initiatives and adapt the new way of managing work.

This year the focus has been to strengthen HR Operations, sustain People Processes and at the same time prepare for upcoming growth specifically in Airports Sector. Tremendous employees' participation was seen across group sustaining robust outcomes across many of people initiatives, e.g. Employee Engagement and Ethical Culture survey, Continual Improvement Projects, Employee Suggestion Scheme - Idea Factory, Employee Rewards & Recognition, Employee Communication through Town Halls, Skip Level Meetings, Goal Setting, Performance Appraisals, Digital Awareness, Self-learning and development, while keeping a close eye on 'Frugal' way of working and imbibing group's core values & beliefs.

Some of the initiatives taken up at the Group are detailed below:

#### **Non-Compete**

GMR Implemented Non-compete clause for identified employees of the group. This clause has been a standard practice in the industry for long, which enables the organization to strengthen its capabilities and invest in its people. In order to protect our interests and stay ahead of the competition, the policy was implemented in its true spirit.



#### **Global Mobility:**

The policy was implemented in FY 2019-20 to efficiently manage employees and address their queries/concerns when they chose to be transferred to various locations where GMR operates. The policy has streamlined and standardized all the issues with reference to movement of our personnel, especially on international assignments.



#### **Talent Review and Succession Planning for middle and Senior level employees of GMR:**

This exercise was carried out in the year gone by and we are happy that all middle & senior management employees have been identified with their Long Term as well as Immediate Step In successors. Having a talent pipeline is one of the most critical area for an organization as the most important assets for an organization are its employees. GMR having the vision is also committed to develop the capabilities of its talent in the year ahead through Leadership Development Programs, Individual Training Programs and Spiritual Development of each employee.



• **Change management and Organization Structures**

In order to win and sustain in highly dynamic business environment, every organization needs to continuously evolve by analysing its design & structure, ways of working, how well people are organized and many other factors. This analysis makes sure that the employees deliver their best at all times. GMR undertook various such studies and analysis in the year gone by. Some of these have been implemented and few are at various stages of their respective lifecycle. We aim to complete all such studies and become even better, nimble and agile organization in coming years.



• **Learning & Development:**

In FY 2019-20 we have critically focused on upskilling of our workforce. Following have been few of our initiatives:

- a. Non-Violent Communications, this training is focused to enhance communication skills. Main aim of this program is to teach people to communicate with his/her subordinates in such a way which is not aggressive / offensive and at same time remains firm.
- b. Gender Harmony sessions for sensitizing our people on importance of having diversity of gender, culture, etc. in an organization.
- c. Nipun, Daksh, Saksham and Netritva are the programs undertaken to enhance Technical, Foundational (such as MS office, power point etc.), Managerial and Leadership Skills respectively of our people. Daksh and Nipun programs have already been launched and have confidence building participation & feedback from the trainees. Other two programs would be launched later in this year.
- d. Yoga & Wellbeing have been our core focus areas and to have this implemented GMR explored all the options internally as well as externally. Internally the COE-L&D within Corporate HR runs weekly sessions on various forms of yoga and DIY exercises. The program is being attended by various level of employees and is highly appreciated within the group.
- e. Control of costs associated with Learning Initiatives by running in-house programs, stringent negotiation mechanisms with external partners, building trainers' pipeline, etc.



• **Spirituality & Well Being:**

GMR came up with a unique idea for Spiritual enhancement of our people. In order to take this forward and enhance Spiritual Wellbeing of our people, the group conducted various sessions by prominent spiritual speakers such as Sadhguru, Swami Sukhabodhananda, Swami Gaur Gopal Das, Sister Shivani, Sirshree & others. We plan to further improve upon our deliverables on this front and enhance the spiritual upkeep of our employees and their family members.



• **Digital HR:**

Going digital and reducing paper based working culture have been another key focus area for GMR and to compliment this goal the group has successfully launched MyGMR App which has been downloaded almost 5000 times from google & apple play-stores. This is a great success story as it increases transparency and reduces bureaucratic glitches at some areas of concern. We have also ensured in the past year that the Success Factor (SF) platform is utilized to 100% of its value & capacity and with the efforts of all our stakeholders the SF Platform is achieving maximum utilization without any further investments during the year. In the year coming ahead, GMR aims to automate the attendance capturing process which would be linked to MyGMR app.



• **Integrating, aligning & strengthening of HR policies across JVs & subsidiaries:**

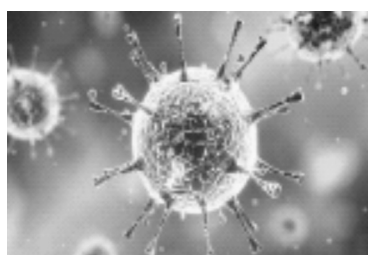
In the year gone by the group has initiated benchmarking study for quick integration of our policies & procedures with GMR's other JVs in the Airport Sector. We aim to complete this within FY 2020-21. The process is necessary to create healthy & harmonious environment for employees working for the group through such entities and the standardized processes leads to a simple & nimble way of working.



- **Change Management during COVID-19:**

With an unprecedented challenge posed by the corona pandemic on Health, Economic and other fronts of the Economy and of the People, it was imperative for GMR to proactively respond to the situation and manage the events in such a way that its impact is minimized to the possible extent. Change Management have been the toughest task during these times for the group. Following actions highlight GMR's commitment to its people:

- Proactive and timely launch of Remote working policy. This not only supported us in Business Continuity but also on safety & wellbeing of our people and their sense of belongingness with GMR.
- Rationalization of work weeks, wherein all employees (except operations & essential service) have been permitted to work from remote locations on all Saturday's.
- Time to time addressing of Employees' Health & Safety concerns at workplace by strict adherence to Safety Measures, ample provision of Sanitizers, Hand Soap, etc. Regular trainings to raise awareness on the pandemic at group and unit levels, etc.
- Sustainability through cost optimization without compromising on employee expectations.
- On-going monitoring has been the toughest. With the implementation of strict measures & checks we made sure that no COVID-19 case is reported in our offices across locations.
- As part of continued sustainability and cash conservation measure during the difficult times, GMR Group had to implement Compensation Restructuring for employees. While doing so, we made sure that those employees having lower compensation packages are not impacted and at the same time the group also made sure that other employees are not over-burdened with pay cuts. We devoted a great care to retain the jobs of our people and that of their safety & wellbeing during these tough times.



- **Other initiatives**

There have been several initiatives successfully undertaken during the year which are worth mentioning here, such as:

- GMR achieved 43% of IJP rate which is best among any industry peer.
- GMR undertook the project of Career Mapping, through which an employee's future path and probable roles are made visibly clear to the individual. This not only helps the employees to know what their professional career holds for them; they can also aspire to be at a role of their choice. Complemented with right Learning & Development

mechanisms an employee is destined to soar high with GMR. We aim to implement this within FY 2020-21.

- The group emphasizes to have ethical work environment for its people. In this direction in FY 2019-20, we invigorated the Ethics Committee (also known as ICC) to carefully handle and conclude any case of Sexual Violations / Offences in the group.



# Business Responsibility Report

## Section A: General Information about the Company

- 1. Corporate Identity Number (CIN) of the Company :**  
L45203MH1996PLC281138
- 2. Name of the Company :**  
GMR Infrastructure Limited
- 3. Registered address :**  
Naman Centre, 7th Floor, Opp. Dena Bank,  
Plot No.C-31, G Block, Bandra Kurla Complex,  
Bandra (East), Mumbai - 400051
- 4. Website :**  
www.gmrgroup.in
- 5. E-mail id :**  
Gil.Cosecy@gmrgroup.in
- 6. Financial Year reported :**  
2019-20
- 7. Sector(s) that the Company is engaged in (industrial activity code-wise) :**  
The Company has Engineering, Procurement and Construction (EPC) business and is a holding company for the investments made in Airports, Energy and Transportation & Urban Infrastructure sectors.

NIC Code of the Product / service	Name and Description of main products / services
43900	Engineering, Procurement and Construction (EPC) [Handling of engineering, procurement and construction solutions in Infrastructure Sectors]
66309	Others [Investment Activity and corporate support to various infrastructure SPVs]

- 8. List three key products / services that the Company manufactures / provides (as in balance sheet)**  
The Company has Engineering, Procurement and Construction (EPC) business and is a holding company for the investments made in Airports, Energy and Transportation & Urban Infrastructure sectors.
- 9. Total number of locations where business activity is undertaken by the Company:**
  - i. Number of International Locations (Provide details of major 5): The Group has business activities in Indonesia, Philippines, Greece, Nepal and Singapore.
  - ii. Number of National Locations: The Company by itself and through its subsidiaries, JVs, Associates has business activities undertaken in following States in India, viz., Delhi, Karnataka, Telangana, Maharashtra, Goa, Odisha, Tamil Nadu, Uttar Pradesh, Andhra Pradesh, Himachal Pradesh, Gujarat, Uttarakhand, Punjab, Haryana, Kerala etc.

## 10. Markets served by the Company - Local / State / National International:

Over the past two decades, GMR Group has grown from a regional to a global infrastructure player.

The international presence of the Company's subsidiaries extends to the following geographies:

- Stake in international coal assets in Indonesia - PT GEMS
- Hydro-power project in Nepal - Under development
- Stakes in Airports -
  - Mactan Cebu International Airport in Philippines.
  - GMR, along with its Greek partner, is developing the Crete International Airport in Greece and has signed the Concession Agreement.

On the National level, the Company's subsidiaries have in all right to develop and operate 5 airports on Public Private Partnership (PPP). Of these, the Group is operating 2 airports at New Delhi and Hyderabad and constructing the third one- MOPA airport in Goa. The company also received Letter of Award for brownfield Dr. Babasaheb Ambedkar International Airport, Nagpur in March 2019. However, Mihan India Limited. has cancelled the contract in May 2020. In response, GMR Airports has filed petition challenging the cancellation of contract. It has also emerged highest bidder for the proposed Bhogapuram International Airport in Andhra Pradesh. In addition, the Group has interests in 7 operating energy assets in Tamil Nadu, Andhra Pradesh, Gujarat, Maharashtra, and Odisha. The Group has 1 project under construction (Hydro based plant in Himachal Pradesh) and 2 other plants in Uttarakhand and Arunachal Pradesh which are under development. It has 4 highway assets with a balanced mix of toll and annuity at various locations in India - Andhra Pradesh, Telangana, Punjab and Tamil Nadu.

## Section B: Financial Details of the Company

(₹ In Crore)

- 1. Paid up Capital (INR)** : 603.59
- 2. Total Turnover (INR)** : 1,155.10
- 3. Total profit / (loss) after taxes (INR)** : (1479.12)
- 4. Total Spending on Corporate Social Responsibility (CSR) as percentage of profit after tax (%):** :Not applicable due to losses in the previous years.
- 5. List of activities in which expenditure in 4 above has been incurred:** :Not applicable as the company was not required to spend any amount

## Section C: Other Details

### 1. Does the Company have any Subsidiary Company / Companies?

Yes, the Company has 113 Subsidiary Companies, as on March 31, 2020.

### 2. Do the Subsidiary Company / Companies participate in the BR Initiatives of the parent company? If yes, then indicate the number of such subsidiary company(s)

The subsidiary companies participate in group wide Business Responsibility (BR) initiatives on a wide range of topics, as part of their respective BR/ CSR initiatives. All subsidiaries are aligned to the activities under the aegis of GMR Varalakshmi Foundation (GMRVF), the Corporate Social Responsibility (CSR) arm of the GMR Group, which develops social infrastructure and enhances the quality of life of communities around the locations, where the Company/Subsidiaries have a presence. The relevant subsidiaries of the Company, fulfill their mandatory CSR requirements in partnership with GMR Varalakshmi Foundation.

### 3. Do any other entity / entities (e.g. suppliers, distributors etc.) that the Company does business with, participate in the BR initiatives of the Company? If yes, then indicate the percentage of such entity / entities? [Less than 30%, 30-60%, More than 60%]

Our company and its subsidiaries are engaged in creating and operating world class assets for the nation. We engage with a significant number of ecosystem partners, namely suppliers and contractors that work with the company in helping it deliver its objective of creating and operating world class assets.

As part of our business responsibility focus in relation to our ecosystem partners i.e. suppliers and contractors we focus and drive implementation of the following actions:

**Strengthening Governance and Transparency of our Procurement process:** For all our suppliers and contracts with whom we enter into a contractual agreement vide a contract or purchase order, the suppliers / contractors are required to be aware and accept the company's laid down supplier code of conduct and business ethics policies. We have a dedicated whistle blower policy and ethics governance helpline that helps in addressing concerns or issues, if any, either related to our supplier/ contract conduct or non-compliance to the laid down ethics policies.

**Ensuring safe working environment:** Health, Safety and Environment (HSE) are key enablers for our suppliers/ contractors to be able to deliver and meet the contractual commitments without putting its employees at risk. Towards this objective, for each of the large contracts that have significant people impact, a dedicated HSE policy, guideline and governance mechanism is defined, agreed and put in place. Each operating asset or a project has a structured governance review on defined HSE metrics and any violation is reviewed and appropriate action is taken through effective contractual terms and conditions and in compliance with all applicable requirements.

**Supplier/ contractor Employee statutory welfare measures:** As we operate and engage suppliers/ contractors which in turn need to deploy significant number of their employees for our operations/ project, as part of the supplier/ contractor on-boarding process, a dedicated awareness training and session on employee statutory compliance requirements, guidelines and measures are conducted with the support of the Industrial relations team within the company's HR department. To ensure that the necessary statutory dues such as ESI/ PF are being duly and timely paid by our suppliers / contractors to their employees, all supplier/ contractor invoices that have services personnel deployed for our operations, a dedicated and separate review of such statutory compliances is ascertained before the supplier/ contractor invoices are processed for payment. In cases of violation by the supplier / contractor on repetitive basis, such suppliers/ contractors are blacklisted for current and future business.

## Section D: BR Information

### 1. Details of Director / Directors responsible for BR

#### a) Details of the Director / Directors responsible for implementation of the BR policy / policies:

- DIN : 00061669
- Name : Mr. Grandhi Kiran Kumar
- Designation : Managing Director & CEO

#### b) Details of the BR head:

S. No.	Particulars	Details
1.	DIN (if applicable)	NA
2.	Name	T. Venkat Ramana
3.	Designation	Company Secretary and Compliance Officer
4.	Telephone number	T: +91 11 49216751
5.	E-mail id	Gil.Cosecy@gmrgroup.in

### 2. Principle-wise (as per NVGs) BR Policy/policies (Reply in Y/N)

The National Voluntary Guidelines on Social, Environmental and Economic Responsibilities of Business (NVGs) released by the Ministry of Corporate Affairs has adopted nine areas of Business Responsibility. These briefly are as under:

- P1** - Businesses should conduct and govern themselves with Ethics, Transparency and Accountability.
- P2** - Businesses should provide goods and services that are safe and contribute to sustainability throughout their life cycle.
- P3** - Businesses should promote the well-being of all employees.
- P4** - Businesses should respect the interests of, and be responsive towards all stakeholders, especially those who are disadvantaged, vulnerable and marginalized.

- P5** - Businesses should respect and promote human rights.
- P6** - Businesses should respect, protect, and make efforts to restore the environment.
- P7** - Businesses, when engaged in influencing public and regulatory policy, should do so in a responsible manner.

- P8** - Businesses should support inclusive growth and equitable development.
- P9** - Businesses should engage with and provide value to their customers and consumers in a responsible manner.

S. No.	Questions	P1	P2*	P3	P4	P5	P6	P7	P8	P9**
1.	Do you have a policy /policies for:	Y	Y	Y	Y	Y	Y	Y	Y	Y
2.	Has the policy being formulated in consultation with the relevant stakeholders?	Y	Y	Y	Y	Y	Y	Y	Y	Y
3.	Does the policy conform to any national /international standards? If yes, specify? (50 words)#	Y	Y	Y	Y	Y	Y	Y	Y	Y
4.	Has the policy being approved by the Board? If yes, has it been signed by MD/ owner/CEO/ appropriate Board Director?	Y	Y	Y	Y	Y	Y	Y	Y	Y
5.	Does the company have a specified committee of the Board/ Director/Official to oversee the implementation of the policy?	Y	Y	Y	Y	Y	Y	Y	Y	Y
6.	Indicate the link for the policy to be viewed online?	Please refer below weblink BRR Policy link: <a href="https://investor.gmrgroup.in/policies">https://investor.gmrgroup.in/policies</a> CSR policy link: <a href="https://investor.gmrgroup.in/policies">https://investor.gmrgroup.in/policies</a> Environment policy link: <a href="http://gnet/PoliciesandProcedures/HOME/EHSQ/Revised%20EHSQ%20Policy%20Final.pdf">http://gnet/PoliciesandProcedures/HOME/EHSQ/Revised%20EHSQ%20Policy%20Final.pdf</a> Code of conduct: <a href="https://investor.gmrgroup.in/code-of-conduct">https://investor.gmrgroup.in/code-of-conduct</a> Values & Belief : <a href="https://www.gmrgroup.in/vision-values-beliefs/">https://www.gmrgroup.in/vision-values-beliefs/</a>								
7.	Has the policy been formally communicated to all relevant internal and external stakeholders?	Y	Y	Y	Y	Y	Y	Y	Y	Y
8.	Does the company have in-house structure to implement the policy/ policies?	Y	Y	Y	Y	Y	Y	Y	Y	Y
9.	Does the Company have a grievance redressal mechanism related to the policy /policies to address stakeholders' grievances related to the policy/policies?	Y	Y	Y	Y	Y	Y	Y	Y	Y
10.	Has the company carried out independent audit/evaluation of the working of this policy by an internal or external agency?	Y	Y	Y	Y	Y	Y	Y	Y	Y

# wherever the Group Policy is not compliant with local laws, they are suitably modified. There is no known non-compliance with international standards.

\* The Company and the Subsidiaries wherever applicable have relevant systems and practices in place to implement and adhere as per the principles.

\*\* The Company and the Subsidiaries have systems in place and have practices as per the Principles.



2a. If answer to S. No. 1 against any principle, is 'No', please explain why: (Tick up to 2 options)

S. No.	Questions	P1	P2	P3	P4	P5	P6	P7	P8	P9
1.	The company has not understood the Principles									
2.	The company is not at a stage where it finds itself in a position to formulate and implement the policies on specified principles									
3.	The company does not have financial or manpower resources available for the task									
4.	It is planned to be done within next 6 months									
5.	It is planned to be done within the next 1 year									
6.	Any other reason (please specify)									

Not Applicable

3. Governance related to BR:

- Indicate the frequency with which the Board of Directors, Committee of the Board or CEO to assess the BR performance of the Company. Within 3 months, 3-6 months, Annually, More than 1 year.

Annually.

- Does the Company publish a BR or a Sustainability Report? What is the hyperlink for viewing this report? How frequently it is published?

Annual Report containing Business Responsibility Report is available on Company's website and can be accessed at <https://investor.gmrgroup.in/annual-reports>.

Some of the Company's major material subsidiaries prepare sustainability report as per GRI-G4 guidelines.

Company has set up a "Whistle Blower policy" through which the third parties can raise concerns relating to corruption or bribery or any other malpractice or impropriety within the Group.

The Company has established a fully functional Ethics and Integrity Department to expeditiously investigate and take action in respect of all concerns relating to all ethical violations, including bribery and corruption (clause 5.17 of Code of Business Conduct and Ethics (COBCE) is specifically referred).

- 2. How many stakeholder complaints have been received in the past financial year and what percentage was satisfactorily resolved by the management? If so, provide details thereof, in about 50 words or so.

Forty nine (49) concerns were raised by various stakeholders across the Company and its subsidiaries during FY 2019-20. Out of these:

- 24 were found devoid of any merit and were not investigated into based on the recommendation of the Ombudsperson.
- 21 concerns were enquired into, of which 12 were found to be genuine and were satisfactorily resolved by the management.
- 4 concerns were shared with the relevant HR/ PASH committee for appropriate action as those concerns contain allegations of sexual harassment at work place. While 3 complaints were not proceeded further by the complainants, actions were taken in 1 matter.

Principle 2: Businesses should provide goods and services that are safe and contribute to sustainability throughout their life cycle

- 1. List up to 3 of your products or services whose design has incorporated social or environmental concerns, risks and / or opportunities.

Environmental Protection and Sustainability

Since inception, sustainability has remained at the core of our business strategy. Besides economic performance, safe operations, environment conservation and social well-being have always been at the core of our philosophy of sustainable business. In anticipation of upcoming regulations and requirements, the Company has invested substantially and allocated other resources to proactively adopt

Section E: Principle-wise performance

Principle 1: Businesses should conduct and govern themselves with Ethics, Transparency and Accountability

- 1. Does the policy relating to ethics, bribery and corruption cover only the company? [Yes/ No]. Does it extend to the Group / Joint Ventures / Suppliers / Contractors / NGOs / Others?

Yes. There are two separate policies one covering the employees and the other covering vendors and other stakeholders relating to ethics, bribery and corruption. "The Code of Business Conduct and Ethics policy" of the Company applies to all employees on the regular rolls of the Company including full-time Directors, Advisors, In-house Consultants, Expatriates and employees on contract. Third parties including Vendors, Service providers and JVs, are covered by the "Suppliers and Vendors Code of Conduct and Business Ethics" which stipulate rules relating to bribery & corruption. This Policy is intended to strengthen transparent business governance across the Company and the Group. All bidders, vendors etc. have to sign in the Supplier Code of Conduct before entering a contract with the GMR group.

As an extension of the Code of Business Conduct and Ethics Policy, the

and implement manufacturing / business processes to increase its adherence to environmental standards and pollution control measures and enhance its industry safety levels. At GMR Group, the challenges due to the Company's operations related to EHS aspects of the business, employees and society, are mapped and mitigated through a series of systematic and disciplined sets of policies and procedures.

Our continuous endeavor to go beyond compliance and conserve natural resources helps to march towards attaining excellence in environment management and efficient and sustainable operations as well. As the Company operates in an increasingly resource-constrained world, being environmentally conscious and efficient is key to our operations. The Company has a Corporate Environment, Health, Safety and Quality (EHSQ) Policy to articulate, guide, and adopt an integrated approach towards implementing EHSQ objectives and the Company is committed to the Policy. These established systems certified by reputed certifying agencies have helped to monitor and manage our operations systematically, safely and in environmental friendly manner. When such practices become institutionalized, they protect environment and reduce operational and other costs.

The Company understands the global thrusts for minimizing the effect of developmental projects towards global warming. The Company has developed various projects voluntarily and some of the projects are under development stage, which ultimately reduces Green House Gases (GHG) emissions into the atmosphere and thus, minimizing the global warming effect. The Company has evolved as Sustainability leader by registering 7 CDM Projects with United Nations Framework Convention on Climate Change (UNFCCC).

As a responsible corporate citizen, the Company is striving to meet the expectations of neighboring communities around its plants and other locations through GMR Varalakshmi Foundation. The foundation works closely with them and strives to impact the lives of millions of farmers, senior citizens, youth, women and children through numerous programs.

**Energy Sector**

Energy Sector of the Group has continuously ventured to promote cleaner fuel operations and renewable energy. The 25 MW and 1 MW Solar Photo-Voltaic based power generation in Gujarat and Rajam respectively, 2 MW Solar Roof top power project near Delhi International Airport, Delhi, 2.1 MW and 1.25 MW wind turbine generators in the State(s) of Gujarat and Tamil Nadu respectively are fully operational, with commitment towards sustainability in terms of clean and renewable energy resource.

The Energy sector has aligned its energy business with its comprehensive "EHS Framework", adopting best generation practices, optimizing energy, natural resources and technology, best available practices, "go beyond compliance", etc.

All the operating units have all necessary statutory clearances in place and are in compliance with environmental regulations.

The system is managed by dedicated EHS team and steered frequently at Apex level for quick actions.

Various Employee Engagement campaigns are conducted at different Plants by celebrating World Environment Day, National Safety Week, National Fire Service Week, National Cleanliness Day, Road Safety Awareness Week, Energy Conservation Week, Earth Day, World Water Day, Ozone Day, National Pollution Prevention and National Disaster Mitigation Day etc., to create awareness and generate ideas for implementation. Regular mass plantation is organized with involvement of Employees, their families and nearby villagers. Fruit bearing tree species are also being planted. Its survival is ensured with proper care.

Energy has started an EHS Council Meeting where all Plants EHS Head with their Team and Plant Head & O&M Head of a particular Plant is invited and they review the EHS progress and share the knowledge/ Best Practices across Plants.

GMR Warora Energy Limited (GWEL) is already certified for ISO 9001: QMS, ISO 14001: EMS, OHSAS 18001, EnMS:50001 ISO 55001: Asset Management System by M/s BVCI. GWEL has also implemented Information Security Management System as per ISO 27001 and obtained external certifications. The laboratory for coal quality at GWEL is certified by the National Accreditation Board for Testing and Calibration Laboratories (NABL). To further sustain various health and safety initiatives in the year FY 2019-20 GWEL had implemented ISO OHSMS 45001 system.

As a part of institutionalizing EHS management system, GWEL has implemented Comprehensive EHS management software "Sarathi" covering 24 Modules like Incident management, EHS observation, Toolbox talk, Training management, CAPA Task Management, Emergency Management, Risk assessment, Behavior Based Safety (BBS) observations, EHS inspections, Internal/external audit Management, Waste management, Management EHS walkthrough, Event analysis, Objective tracking, 5S, PPE, OHC, etc.

To manage the health and wellness at the workplace, series of programs under "Nirmal Jivan" initiatives like Navchetna Shibir for employees, counseling of all employees with the dietician, health awareness, Yoga Shibir, Sports activities, fun run, Zumba dance and motivational programs for employees and their family members were organized during the year.

GWEL successfully conducted series of EHS awareness programs, various training programs on Ergonomics, Manual handling, LOTO & Permit to Work (PTW) system, Onsite Emergency Plan, Firefighting, Electrical safety, Chemical handling, Height work Safety, Confined space entry safety, Gas cylinder handling, Hoists, and cranes safety conducted to employees and contractual employees. Mock drills on scenarios such as Chlorine Leakage, Snakebite, drowning in the reservoir were conducted. GWEL achieved Zero Lost time injury frequency rate with no reportable incidents for FY 2019-20. GWEL ensured the non-usage of single-use plastic as per government guidelines. All the authorization for hazardous wastes, biomedical

waste is in place and statutory returns against this authorization are submitted to statutory authorities. All the air emissions are within the permissible limit. GWEL is maintaining zero liquid discharge. Sustainable farming based greenbelt is maintained inside the plant. In FY 2019-20, 5,000 saplings were planted. Organic vegetable farming is continuing at 1 acre of land inside the plant premises.

Testimonial to all such initiatives, during FY 2019-20, GWEL was conferred with British Safety Council "Sword of Honour - 2019" for demonstrating excellence in Occupational Health and Safety Management System, National Award for Excellence in Energy Management by CII.

GMR Kamalanga Energy Limited (GKEL) is compliant with the statutory norms required for operation of power generation plant and certified for ISO 14001:EMS, OHSAS 18001, ISO 9001:QMS and EMS 50001:2011. GKEL has deployed various environmental protection initiatives for environment conservation, conducts audio visual class room and on the job trainings on different aspects of EHS management and, BBS. SAP based Work Permit System integrated with Lock Out and Tag Out (LOTO) mechanism implemented for safe execution of different activities under Operation and Maintenance. Hazard Identification and Risk assessment (HIRA) exercise is regularly conducted to identify and control new or existing risks in operations. EHS initiatives like Surakhya Parikrama (Senior Management EHS Walk-through), EHS Council meeting, Quarterly EHS Rolling Trophy to best Department, Monthly and Yearly rolling Trophy to the best agencies, Theme based inspections and Audits, Monthly Mass Communication Meeting on the first day, Near miss and unsafe condition reporting with reward, Safety Captains as Safety leadership Culture etc. are implemented to create positive safety culture amongst workforce. Pre-employment and periodical health check-ups are being conducted. "SURAKHYA VIHAR", a unique demonstration concept created to educate all about the safe/unsafe practices including procedures of right and wrong tool and firefighting equipments. Periodic Integrated Management System (IMS) audits are conducted to assess the deployment of work procedures at plant site. GKEL conducts quarterly Mock Drills on different emergency scenarios, including one in presence of District Crisis Group. GKEL achieved Zero Lost time Injury Frequency Rate (LTIFR) since FY 2016-17 to 2019-20. In FY 2019-20, 32,275 saplings were planted within plant & township premises, with total sapling of 3,81,584.

During FY 2019-20, GKEL received Odisha State Energy Conservation Award and Pollution Control Appreciation Award from Govt. of Odisha, Environment Excellence Award from ICC, Kolkata, Kalinga CSR Award, GKEL also received Best Industry Award for Blood donation during FY 2019-20, from Dhenkanal District Administration, Govt. of Odisha. One contract workmen from GKEL received "Surakhit Sramika Bandhu" award from Directorate of Factories and Boilers, Odisha. Head - EHS, received the Inspiring Citizens Award 2019 from Institute of Self Reliance, Odisha, for his extraordinary performance in protecting the Environment, contribution to the society and inspiring others for the protection of Environment through different approaches over the years.

GMR Vemagiri Power Generation Limited (GVPGL) and GMR Rajahmundry Energy Limited (GREL) units are gas based power plants in Andhra Pradesh. GVPGL is certified for latest version of ISO 9001:2015, ISO 14001:2015 and OHSAS 18001: 2007 by M/s GL-DNV. EHS practices are deployed to achieve the highest level of performance. EHS trainings were imparted during the period. Mock drills for each plant were conducted on different emergency scenarios. GVPGL and GREL achieved Zero Lost time injury frequency rate with no reportable incidents for FY 2019-20.

GMR Energy Limited (GEL), Kakinada has established efficient EHS procedure and practices and has achieved zero Lost Time Injury Frequency Rate (LTIFR) with nil reportable accidents in FY 2019-20. Plant is compliant with all statutory norms and procedures.

GMR Bajoli Holi Hydro Power Project construction is in progress with total compliance to all applicable EHS statutory rules and regulations, procedures and best practices. There was no fatal incident and no Lost Time Injuries (LTI) reported at site. Surveillance audit has been conducted by M/s TUV India for Integrated Management System (IMS) as per revised ISO 9001:2015, ISO 14001:2015 and OHSAS 18001: 2007 standards. Periodical medical health check-ups were conducted for employees and contract workers. Regular medical camps are also organized for workforce and community at project site. Safety tool box talk, safety training, pre job briefing and site inspections, are conducted on daily basis and mock drill are conducted periodically. 100% contract employees were covered under EHS awareness on utilization of Personal Protective Equipment (PPE) at site. All critical air quality parameters at inside tunnels are displayed near portal of audits. Environment monitoring (Air, Water & Noise) is being done on quarterly basis. One qualified doctor (24x7), one Lab technician, two female nurse and fully equipped ambulance are available at the medical centre. First aid centre has been set up for 24x7 at every site managed by qualified professionals and supported by 6 ambulances. 2000 tree saplings were planted at project and colony sites.

Upper Karnali Hydro Electric Project in Nepal, has successfully achieved following Key approvals /clearances from Government of Nepal (GoN) duly considering all the safety aspects as per guidelines/ Acts:

- Environment Impact assessment (EIA)
- Environment Mitigation plan (EMP)
- Initial Environment examination (IEE) for Transmission line
- Forest lease agreement executed with GoN

Gujarat Solar & Wind assets are registered under CDM. GMR Gujarat Solar Power Limited (GG SPL) is certified with ISO 14001:2015 from DNV - GL.

At GMR Energy Sector level across all sites, Zero Fatality, Zero LTI, Zero LTIFR and Zero LTI Severity were achieved during FY 2019-20.

Single use plastic is completely banned across all sites. Emissions /

Waste generated by the company within the permissible limits given by CPCB / SPCB for the financial year being reported. No show cause notice received in the FY 2019-20.

**Airport Sector**

Airport Sector embraces the concept of sustainability by managing activities in environment friendly manner, minimizing natural resource utilization and maintaining collaborative relationships with the community and stakeholders. Our strategy for long-term stability and continual improvement is focused on cost-effective operation, social responsibility, environment and ecology oriented business approach and practices, which are governed and managed by latest technological processes, improved infrastructure, efficient operational measures, continual process improvement, effective change management and communication and collaborative stakeholder engagement.

Environment Sustainable Management is an integral part of our business strategy which helps in achieving social credibility and business sustainability by efficient integration of policy, system, procedures, infrastructure and community support. The Group adopted all possible proactive sustainable approaches for the airport to develop an environment friendly business process that accommodates the community's concerns while still meeting all regulatory requirements. Our key environmental and social elements which have direct/indirect impact on society are effective control and management of aircraft noise, emission, air quality, water and wastewater, solid waste and conservation of natural resources. A dedicated team of professionals is deployed to deal with all areas of environmental and social concerns. All the impacts associated with its business aspects are being effectively resolved by working closely with the communities around the airport by proper knowledge sharing forums, media communications, communication to stakeholders and stakeholder meetings, further with the support of regulatory and government agencies.

Air and Water management is ensured by regular monitoring, analysis and following government regulations and guidance. Solid and Hazardous wastes are handled as per the applicable rules. Sewage Treatment Plant (STP) is operational to treat the waste water. Entire treated water is being reused appropriately for the flushing, HVAC and irrigation purposes.

**Delhi International Airport Limited (DIAL)**

Environment Sustainability is an integral part of DIAL's business strategy. It focusses highly on natural resource conservation, pollution preventions and skill developments as part of business sustainability at Delhi Airport by efficient integration of policy, systems, procedures, infrastructure and community support.

DIAL is committed to conduct its business in an environment and social friendly manner by adopting all possible operational and technological measures to minimize the impact of its activities on the environment and society.

Some of the recent achievements of DIAL in the sustainability segment during the FY 2019-20 are:

- DIAL has implemented “Single Use Plastic Free Airport” initiative at Delhi Airport in 2019. The Confederation of Indian Industry - ITC Centre of Excellence for Sustainable Development (CII-ITC CESD) that supports the business community towards achieving sustainability, certified DIAL for its successful voluntary implementation of “Single Use Plastic Free Airport” initiative within IGI Airport’s Operation. Delhi Airport is the first Indian airport to bag such recognition from CII-ITC CESD.
  - Delhi Airport has renewed the “Neutrality, Level 3+” accreditation under Airport Carbon Accreditation Program of ACI, which will be valid till July 3, 2024
  - Terminal 3 of Delhi Airport is the first airport globally to get Performance Excellence in Electricity Renewal (PEER) Platinum certification. PEER has helped DIAL in identifying opportunities for continuous improvement, through increasing their renewable energy mix, assessing and reducing power interruptions.
  - ACI Green Airports Award 2020 - Gold Level in Asia Pacific Region (February 2020)
  - CII National Award for Excellence in Energy Efficiency (August 2019)
  - Successfully completed the sustenance audit of Environment Management System under ISO 14001:2015, audited by M/s DNV.
  - Environment Day celebration on every World Environment Day event on 5th June.
- In addition to the above, some of the continuing best environment practices include:
- Terminal 3 of Delhi Airport is a LEED India Gold certified green building under “New Construction” category and it is the first airport in the world to achieve this. Terminal 3 is also Platinum rated Green Building under Indian Green Building Council (IGBC) “Existing Building” category.
  - Delhi Airport is first airport globally to have adopted, live building performance monitoring and scoring platform “ARC” by USGBC/GBCI.
  - The energy efficiency measures implemented in DIAL have been registered in UNFCCC as Clean Development Mechanism project; it is the first airport project in the world to have achieved this credential.
  - DIAL has installed 7.84 MW solar PV plant in the airside premises of Delhi Airport and is the first airport in the country to have megawatt scale solar plant within the airport.
  - Delhi Airport is the first airport in India to have implemented Airport Collaborative Decision Making (A-CDM) which aims at improving Air Traffic Flow and Capacity Management and Emission Reduction.
  - 16.6 MLD state-of-the art “Zero Discharge” sewage treatment plant treats entire sewage water generated in Delhi Airport. The treated water is used for horticulture, toilet flushing and HVAC make up.

- DIAL has constructed more than 300 rain water harvesting structures to improve the ground water level within the airport and in the surrounding areas.
- Delhi Airport has achieved Platinum Level under Green Company Framework by CII-GBC for its environmental excellence in the field of environmental sustainability.
- The Energy Management System of Delhi Airport is certified under ISO 50001 and is the first Airport in the world to be certified for ISO 50001 Energy Management system.
- DIAL has promoted Multimodal Connectivity to reduce emission. There is a dedicated metro line connecting Delhi Airport to the city, besides road connectivity.
- DIAL has installed dedicated CNG fueling station at IGIA, which helps in minimizing the GHG emission load at IGIA.
- DIAL has implemented TaxiBot as a green taxi measure at Delhi Airport, which reduced aircraft emission during taxi procedure.
- DIAL has also implemented electric bus services from PTC to Terminal 3.
- The energy efficient and environment friendly infrastructures also include state of the art STP and WTP, Energy efficient BMEs, Advanced Fuel Hydrant Systems, FEGP and PCA supply systems.

#### **GMR Hyderabad International Airport Limited (GHIAL)**

GHIAL considers sustainable airport operations are an integral part of business and is committed to conduct business in an environment friendly and sustainable manner, in line with GMR Group's Vision, Mission, Values, Beliefs and Corporate Policies. During the FY 2019-20, in spite of significant increase in Air Traffic Movement, Passenger volume and various airport expansion projects both inside and outside operational areas, the overall safety performance of the airport had been very good and there had been significant reduction in safety incidents both in number of incidents and also the severity of such incidents. This was possible through GHIAL's multipronged approach which includes proactive hazard identification and mitigation, stringent process of 'Management of Change' and collaborative implementation of safety control measures at the airport.

##### **a. Environment Compliance and Sustainability Activities:-**

During the financial year 2019-20, some of the significant achievements on the environment management and sustainability processes are as under:

- GHIAL obtained the Environmental Clearance for the expansion of Rajiv Gandhi International Airport, Hyderabad (RGIA) from 25 MPPA - 50 MPPA from the Ministry of Environment, Forest and Climate Change (MoEF and CC) vide order no. F. No. 10-71/2018-IA-III dated Nov 05, 2019.
- GHIAL was granted with the Consent for Establishment (CFE) for the development of the Multi-sector SEZ from Telangana State Pollution Control Board vide order no. 311/TSPCB/CFE/RO-RR-I/HO/2019-1715 dated Oct 25, 2019.

- GHIAL is encouraging the zero emission vehicles (electric buses & cars) for the passenger commuting and ground support operations at RGIA. In this financial year, 40 electric buses and a few electric cars were introduced by the Airport stakeholders.
- For the fourth consecutive year, GHIAL has successfully received the "Level 3+: Carbon Neutrality" certification from the Airport Carbon Accreditation program by the Airports Council International in December 2019. This certificate is valid till December 2023. The Level 3+, Neutrality is the highest level of environmental achievement and recognition of the airport's great efforts in reducing/ neutralizing carbon emissions.
- GHIAL has been awarded with Green Airports Recognition 2020 - Platinum for its best Water Management at RGIA by the Airports Council International in the Category: 15 to 35 million passengers per annum, Asia - Pacific region in February 2020.
- GHIAL became a single use plastic free organisation by phasing out less than 50 microns' thickness carry bags and cutlery. Further, GHIAL is promoting the use of jute / pulp products through GMR Varalakshmi Foundation at the Airport.
- During the Wings India 2020 Aviation event, MoCA & FICCI recognised GHIAL with Aviation Sustainability & Environment Award in March 2020.

In addition to the above, some of the continuing best environment practices include:

- LEED certified Terminal Building which allows maximum natural lighting, and other features that enable optimal use of energy and water.
- Effective implementation of "Reduce-Reuse-Recycle" principle in the overall water usage within the airport.
- Efficient rain water harvesting and ground water recharging processes.
- Efficient solid waste management processes and compost generation to meet 100% internal demands to develop beautiful landscaping within the airport.
- Robust process to effectively reduce aircraft noise and emission levels by collaboratively engaging with airline operators and Air Traffic Service providers to bring in best practices like single engine taxi, Fixed Electrical Ground Power to reduce use of aircraft Auxiliary Power Units (APU), Continuous Descent Approach Operations etc.
- Organise extensive environment awareness programmes on a regular basis and wide publicity during World Environment Day, Earth-Hour, etc., by engaging airlines, ground handlers, passengers and all other stakeholders operating at RGIA.

**b. Safety:**

• **Safety Mission**

GHIAL is committed to developing, nurturing and proactively promoting a safety culture at RGIA with the philosophy "Safety first." In line with the Safety Management System framework defined by the International Civil Aviation Organization (ICAO) and the Directorate General of Civil Aviation, India (DGCA), GHIAL has made very good progress in the area of safety performance through sustained and collaborative efforts with the stakeholders and achieved high levels of safety standards. This positive trend in safety performance has also enabled significant growth in passenger numbers as well as Air Traffic Movements.

• **Safety Performance and assurance**

GHIAL has continued its efforts in giving safety assurance to all its stakeholders through proactive and preventive measures. As part of safety assurance, during the financial year, considering the steady increase in the air traffic, GHIAL has focused efforts in selective target areas like airline maintenance practices, apron procedures to proactively identify and mitigate operational hazards well before it becomes a concern. Regular Safety audits and oversight inspections were undertaken to ensure the safety standards of all the stakeholder agencies operating at the airport. GHIAL continues to enhance the safety culture through safety promotions and campaigns.

• **Safety compliance**

The 'Safety Management System' at the RGIA is in compliance with DGCA regulatory guidelines which has been reaffirmed by renewal of the Aerodrome License [AL/Public/021] for the next two year cycle valid till March 03, 2022. Also, as part of the IMS recertification process, the OHSAS 18001:2007 has been certified and is valid till March 11, 2021.

• **Safety Initiatives**

Considering the flight safety as the top priority GHIAL regularly conducts Runway Safety Committee meetings with pilots, ATC controllers, aircraft engineers, airport operations and engineering departments to proactively ensure the runway safety at all times. GHIAL undertakes stringent risk assessment process for all the major changes/activities to identify the hazards and mitigate them to ensure seamless transition of the major changes in the facilities and processes. All the stakeholders are encouraged to voluntarily report hazards and safety occurrences through online reporting portals and various other modes. Regular Safety briefing sessions are organized for all the stakeholders' employees.

• **Safety Promotion**

Safety promotion is a regular event among the airport community and during the National Safety Week all the senior officials come together to reassure their commitment to safe and efficient operations at RGIA. Also, the stakeholders are sensitized regularly through safety bulletins and safety alerts through various communication mediums.

• **Recognition**

Head-Safety of GHIAL has been recognised as a member of the elite World Safety and Technical Standing Committee (WSTSC) of ACI world to review all airport safety matters with the global experts. It is an honour and recognition of GHIAL's efforts in maintaining very high safety standards at RGIA.

**2. For each such product, provide the following details in respect of resource use (energy, water, raw material etc.) per unit of product (optional):** Not attempted

- i. Reduction during sourcing / production / distribution achieved since the previous year throughout the value chain?
- ii. Reduction during usage by consumers (energy, water) has been achieved since the previous year?

**3. Does the company have procedures in place for sustainable sourcing (including transportation)? If yes, what percentage of your inputs were sourced sustainably? Also, provide details thereof, in about 50 words or so.**

In Transportation division of the Company, DFCCIL - CP 201 and CP 202 Projects have been certified for ISO 9001:2015, OHSAS 18001:2007 and ISO 14001:2015 [Quality Management System, Occupational Health & Safety Management system and Environment Management System]. As part of sourcing strategy, priority is given to sourcing of local raw materials like sand, aggregate etc., [unless specified otherwise by client] for construction of Railways, Roads, Buildings and Power Projects. Also, procurement procedures form part of the standard ISO procedures. In addition, Transportation division strives to design and construct sustainable Projects which include Water and Energy conservation measures, continuous monitoring of Environmental parameters [like noise, air, water], identify and use of resources that are environment friendly, green technologies and deployment of fuel efficient equipment and machineries. As a part of protuberant achievement DFCCIL-CP 201 & CP 202 has won important National level awards in the field of HSE, i.e. 10<sup>th</sup> Vishwakarma Award from CIDC and Apex India Environment Excellent Award in Platinum Category.

The fuel in the Energy Sector subsidiary companies is sourced through pipelines, railway wagons, road transport to the plant avoiding wastages, leakages, vapourisation etc., to the extent possible. The Company and its subsidiaries have a Procurement Policy in place and vendors agree to the GMR Code of Conduct and Business Ethics.

**4. Has the company taken any steps to procure goods and services from local & small producers, including communities surrounding their place of work? If yes, what steps have been taken to improve the capacity and capability of local and small vendors?**

The Company closely works with the CSR team to identify opportunities for getting goods and services from local community. The EMPOWER (Enabling Marketing of Products of Women Entrepreneurs) initiative

for selling products made by the community women get lot of bulk orders from Group companies on various occasions.

There have been several exclusive and niche opportunities within the Group companies which are offered to the local, small vendors. For example, in the Hyderabad Airport, the photography services were allocated to a local photographer. He has now been allocated space inside the airport and provides photos to passengers who come without them for visa. Like this, the barber, tyre inflation, grocery shop, housekeeping, etc. opportunities in the airport have been provided to local entrepreneurs and all of them are doing good business and expanding the same.

GMRVF provides skill training in several technical vocations. Many of the youth so trained are from neighboring communities. As and when there are opportunities, some of these youth are placed with partners/contractors providing services to the businesses.

5. **Does the company have a mechanism to recycle products and waste? If yes what is the percentage of recycling of products and waste (separately as <5%, 5-10%, >10%). Also, provide details thereof, in about 50 words or so.**

The Company's subsidiaries operate in different business sectors like Energy, Airports, Highways, Transportation and Urban Infrastructure. The waste water at the power generation plants and Airports are recycled and used for gardening and other cleaning purposes.

Delhi Airport has 16.6 MLD state-of-the-art zero discharge Sewage Treatment Plant (STP). The entire treated water is used for horticulture, toilet flushing and HVAC make up.

The waste handling activity for wastes other than liquid waste at Delhi Airport has been outsourced to waste handling agencies accredited by Delhi Pollution Control Committee (DPCC) and MoEF & CC and all waste is handled as per regulatory requirements and timely returns are filed with concerned Government Agencies.

At Hyderabad airport the food waste is collected and processed at the in-house compost plant within the airport. The compost generated during this process is used for developing the beautiful landscape within the airport. The excess quantity of the food waste generated above the in-house compost plant capacity is handed over to an authorised agency for conversion into 'Refuse Derived Fuel (RDF)' which is used for boiler combustion. The municipal solid waste and other hazardous/E-waste generated within the airport are handed over to competent collecting and recycling agencies authorized by the State Pollution Control Board. Also, the waste water generated within the airport are meticulously treated in the Sewage Treatment Plant within the airport and the treated water is used for landscape irrigation and flushing to adopt the environment protection principles of 'Reduce-Reuse-Recycle.' Overall, the entire waste generated at the airport is reused or recycled through different environment friendly process either in-house or through authorised agencies. In recognition of its efficient waste management practices RGIA has been conferred

with 'Green Airport 2017 Gold' award by Airports Council International on April 24, 2018 at Narita, Japan.

Also, wastes generated during the operations of the power generation plants are sent to the authorized agencies of CPCB / SPCB for treatment. Ash generated at the power plants is being reused and disposed to cement and brick manufacturers, for road making and filling in low lying areas / abandoned quarries.

**Principle 3: Businesses should promote the wellbeing of all employees**

1. **Please indicate the Total number of employees:**

SI No.	Category of Employees	No. of Employees
1	Managerial Staff (Executive Cadre)	258
2	Operations Staff (Non-Executive Cadre)	34
	Total	292

2. **Please indicate the Total number of employees hired on temporary / contractual / casual basis:**

SI No.	Category of Employees	No. of Employees
1	Advisors & Consultants	5
2	Sub-Contracted Employees	937
3	Casual Employees	NIL
	Total	942

3. **Please indicate the Number of permanent women employees:**

Number of permanent women employees : 13

4. **Please indicate the Number of permanent employees with disabilities:**

Number of permanent employees with disabilities : NIL

5. **Do you have an employee association that is recognized by management?**

There is no employee association in the Company.

6. **What percentage of your permanent employees is members of this recognized employee association?**

N.A.

7. **Please indicate the Number of complaints relating to child labour, forced labour, involuntary labour, sexual harassment in the last financial year and pending, as on the end of the financial year.**

There is no complaint received by the Company during the financial year 2019-20:

S. No.	Category	No of complaints filed during the financial year	No of complaints pending as on end of the financial year
1	Child Labour/forced labour/involuntary labour	NIL	NIL
2	Sexual harassment	NIL	NIL
3	Discriminatory employment	NIL	NIL

**8. What percentage of your under mentioned employees were given safety & skill up-gradation training in the last year?**

- Permanent Employees: 100%
- Permanent Women Employees: 100%
- Casual / Temporary / Contractual Employees: 100%
- Employees with Disabilities: N.A.

All the contractual employees of the Company receive mandatory safety training before entering their premises and receive the job training through the contractor and the Company.

**Principle 4: Businesses should respect the interests of, and be responsive towards all stakeholders, especially those who are disadvantaged, vulnerable and marginalized**

**1. Has the company mapped its internal and external stakeholders? [Yes/No].**

Yes. Whenever the Company sets up a business, it surveys the surrounding communities and identifies key stakeholders.

**2. Out of the above, has the company identified the disadvantaged, vulnerable & marginalized stakeholders?**

There is a specific focus on identifying the vulnerable amongst the stakeholders. These include socially and economically backward sections, landless, tribal communities, people with disabilities, women-headed households, etc. The Group conducts need assessment studies in its business locations and identifies the needs of communities with special focus on disadvantaged and vulnerable communities and all the CSR activities are being planned and implemented based on the identified needs of the communities.

**3. Are there any special initiatives taken by the company to engage with the disadvantaged, vulnerable and marginalized stakeholders? If so, provide details thereof, in about 50 words or so.**

For the Company, community is a major stakeholder of business. Thus, GMR Group works with the under-privileged communities around its business operations for improving their quality of life. A special focus is laid on vulnerable and marginalized sections of the community such as socially and economically backward sections, differently-abled persons, elders, tribals, migrant labour etc. GMR Varalakshmi

Foundation (GMRVF) initiated Tent School program in Bengaluru for the children of migrant labour communities. About 500 children get benefit from this Tent School initiative that otherwise had to dropout of education due to migratory nature of their families. At Delhi, the CSR unit is running Samarth program for mainstreaming differently-abled persons through inclusive education, creation of livelihood opportunities, facilitating their rights and entitlements etc. Over 300 persons/children with disabilities benefit from this initiative. In association with National Institute of Locomotor Disability (NILD), GMRVF provided aids and appliances to over 1500 people with locomotor disabilities. An Early Intervention Center has been set up at Kakinda location to provide physiotherapy and referral services to the children with disabilities. Over 250 children benefited so far from the services of the center.

The 200-bed hospital set up by GMRVF at Rajam has a concession policy in place through which the most disadvantaged people access quality healthcare services. To address the health care needs of disadvantaged elderly people and to the communities in remote rural locations, GMRVF is running 8 Mobile Medical Units at different locations which takes quality healthcare to the door step of about 10,000 elderly and vulnerable people. In the remote, hilly areas of Uttarakhand and Himachal Pradesh where the Group has businesses, the Foundation conducts special outreach health camps to cater to the health care needs of people who otherwise have no access to any kind of health care facilities. Foundation is also running about 15 Nutrition Centers which provide supplementary nutrition, health check-ups and health awareness to pregnant and lactating women from under-privileged families.

In the vocational training program of GMRVF also, preference is given to the candidates from disadvantaged backgrounds and special efforts are put to mainstream them through provision of required skills. Further, Foundation has set up Girijan Institute of Rural Entrepreneurship Development in the Seethampet Agency area in Srikakulam district of Andhra Pradesh which provides skill trainings to tribal youth in different vocations. GMRVF also has focused programmes to reach out to women and improve their livelihoods.

The group through GMR Varalakshmi Foundation, (CSR Arm of the Group) at Krishnagiri;

- Organized various awareness programs on importance of hygiene, health & nutrition, knowledge about diseases, etc. in Ullukurkki, Nagamangalam, Koothanapalli, Ullupuram schools and villages benefitting around 1,800 students.
- GMRVF is supporting in 4 Government schools benefitting around 500 students.
- Imparted training on Tailoring to around 150 under-privileged women from the Ullukuruki village to empower them.
- Organized several health camps to improve the health of the community and provided free medicines to 600+ people.



Further at Kakinada,

- school bags and workbooks were distributed to 2,029 students from Std I to VII in Government schools.
- Health clinics at Talapantipeta and R & R colony provided 27,519 treatments during the year.
- Through Mobile Medical Unit, conducted 88 camps and provided 3,480 treatments.
- GMR VF trained 120 women in tailoring under Pradhan Mantri Kaushal Vikas Yojana and facilitated placements for 98 women in Pals Plush India Ltd a Toy company.

**Principle 5: Businesses should respect and promote human rights**

**1. Does the policy of the company on human rights cover only the company or extend to the Group / Joint Ventures /Suppliers / Contractors / NGOs / Others?**

The Company has a policy on Human Rights. Additionally, policies like Code of Conduct, Whistle Blower Policy, Disciplinary Policy, Policy against Sexual Harassment, and Policy on Work Environment coupled with transparent HR processes and practices adequately cover the human rights aspects.

**2. How many stakeholder complaints have been received in the past financial year and what percent was satisfactorily resolved by the management?**

There were no reported complaints received during the FY 2019-20 other than those already mentioned in this report.

**Principle 6: Businesses should respect, protect, and make efforts to restore the environment**

**1. Does the policy related to Principle 6 cover only the company or extends to the Group / Joint Ventures / Suppliers / Contractors / NGOs / others.**

The policy related to principle 6 is applicable to all the units of GMR Group, its contractors and its employees.

**2. Does the company have strategies / initiatives to address global environmental issues such as climate change, global warming, etc? [Y/N]. If yes, please give hyperlink for webpage etc.**

Yes, the Company and the Group have strategies to address global environmental issues such as Climate Change and Global Warming.

GMR Group has initiated the process of Clean Development Mechanism (CDM) in 2008 and commenced assessment of Carbon Footprint of its units.

The Company has evolved as Sustainability leader by registering 7 CDM Projects with UNFCCC. Terminal 3 (T3) of Indira Gandhi International Airport (IGIA) has become the first terminal in the world to have successfully registered with UNFCCC as CDM project for its GHG emission reduction initiatives.

Delhi Airport has become the first “Carbon Neutral” airport in the Asia Pacific region by upgrading its level under Airport Carbon Accreditation program to “Neutrality, Level 3+”. The accreditation was renewed in 2019 and will be valid till 3rd July 2024. DIAL has also installed 7.84 MW solar plant at IGI Airport and is the first airport in India having mega solar power plant at airside premises. Terminal 3 of Delhi Airport is certified for LEED India Gold Rating for as “new construction” and IGBC Platinum Rating as “existing building”.

As a sustainability initiative, DIAL has take-up “Single Use Plastic Free Airport” initiative in 2019. The Confederation of Indian Industry - ITC Centre of Excellence for Sustainable Development (CII-ITC CESD) that supports the business community towards achieving sustainability, certified DIAL for its successful voluntary implementation of “Single Use Plastic Free Airport” initiative within IGI Airport’s Operation. Delhi Airport is the first Indian airport to bag such recognition from CII-ITC CESD.

DIAL is a founding member of “India GHG Program”, an initiative by Confederation of Indian Industry (CII), The Energy Resources Institute (TERI) and World Resource Institute (WRI). Thus, DIAL has created a leadership role for itself in global environmental issues such as climate change, global warming etc.

GHIAL has commissioned a 5 MW solar power plant. GHIAL has been awarded with the ‘Carbon Neutral’ Level 3+ certification.

GVPGL, GREL, Alaknanda hydro project, Bajoli-Holi hydro project, Gujarat solar power project and Wind power projects at Gujarat and Tamil Nadu are registered as CDM Projects at UNFCCC.

**3. Does the company identify and assess potential environmental risks? [Y/N]**

Yes, the Company has a procedure to identify and assess potential environmental risks. All operating units have implemented Environmental Management System as ISO : 14001 international standard requirements and have been certified by external certifying agencies.

**4. Does the company have any project related to Clean Development Mechanism? If so, provide details thereof, in about 50 words or so. Also, if Yes, whether any environmental compliance report is filed?**

Yes, the Company, through its subsidiaries/associates, is actively involved in the development of CDM projects. It has taken the initiative towards developing the projects which are energy efficient, utilize clean fuel, and use renewable energy resources as fuel. In such endeavor, the Group has registered 7 CDM projects at UNFCCC till date. Also, UNFCCC has issued 3,16,124 certified emission reduction in FY 2013-14. The Group does not have the requirement to file any environmental compliance related to CDM; however, the environmental aspects related to compliance and sustainability are included in the Project design document of CDM. DIAL has successfully registered “Energy efficiency measures at Terminal T3” at UNFCCC.

**5. Has the company undertaken any other initiatives on – clean technology, energy efficiency, renewable energy, etc., [Y/N]. If yes, please give hyperlink for web page etc.**

Yes. The Company understands the thrust of achieving energy efficiency, and effectively utilizes the available clean technology and renewable energy resources in all its business developments.

In Delhi Airport, DIAL has adopted various, clean technology, energy efficiency, renewable energy measures etc. Some of the key initiatives are listed below-

1. 7.84 MW Solar power plant and use of offsite renewable energy through open access.
2. Use of Bridge Mounted Equipment (FEGPU, PCA) to replace APU usage
3. 16.6 MLD Sewage Treatment Plant
4. Fuel hydrant network system
5. Use of CNG vehicle and electric buses
6. Implementation of Airport Collaborative Decision Making (A-CDM)([https://www.icao.int/APAC/Meetings/2014%20ATMSG2/AI4%20IP14%20New%20Delhi%20A-CDM%20Implementation%20\(India\).pdf](https://www.icao.int/APAC/Meetings/2014%20ATMSG2/AI4%20IP14%20New%20Delhi%20A-CDM%20Implementation%20(India).pdf))
7. Energy efficient HVAC and lighting system
8. Adoption of green building concept in terminals (Terminal 3 is LEED Gold for NC & IGBC Platinum for EB) etc.

The RGIA Passenger Terminal Building, Hyderabad has LEED certification for its unique design, which allows maximum natural lighting, and other features that enable optimal use of energy and water. RGIA is the first airport in the world to be awarded the LEED silver rating for its eco-friendly design. Also as part of continuing CDM process, 45 Pushpak buses connecting RGIA to various destinations in the city have been converted to Electrical.

In Energy Sector, both Plants GWEL & GKEL are ISO 50001 certified (Energy Management Certified Organization) and various major initiative taken, under Process Optimization are GWEL - Reduction in Generator Windage losses by improvement in H2, Heat rate improvement through CT fills replacement and Condenser Cleaning and Reduction in Auxiliary Power Consumption in Flue Gas Air Handling Fans by working in Flue gas ducts & GKEL - Turbine Cooling Time reduction from 9 days to 4.41 days, APC reduction through optimization and modification in Compressed Air Header and Sonic Soot Blower installation for saving in Steam Consumption.

Your Company takes pride of commissioning 25 MW grid connected Solar Photo Voltaic based power plant at solar park developed by Gujarat Power Corporation Limited, Charanka in Gujarat. The Company has also commissioned the wind mill in Gujarat (2.1 MW Capacity) and Tamil Nadu (1.25 MW Capacity).

In addition to the above initiatives, DIAL has installed 7.84 MW solar power plants at IGI Airport and is the first airport in India having mega solar power plant at airside premises. GHIAL has commissioned 5 MW Solar Power Plant as part of green energy promotion.

**6. Are the Emissions / Waste generated by the company within the permissible limits given by CPCB / SPCB for the financial year being reported?**

Yes, all the emissions and waste generated by the Company including its subsidiaries/associates is well within the permissible limits prescribed by CPCB / SPCB.

**7. Number of show cause / legal notices received from CPCB / SPCB which are pending (i.e. not resolved to satisfaction) as on end of Financial Year.**

Nil

**Principle 7: Businesses, when engaged in influencing public and regulatory policy, should do so in a responsible manner**

**1. Is your company a member of any trade and chamber or association? If Yes, Name only those major ones that your business deals with:**

The Company is a member of:

- A. Confederation of Indian Industry (CII)
- B. The Associated Chambers of Commerce & Industry of India (ASSOCHAM), New Delhi
- C. Federation of Indian Chambers of Commerce & Industry (FICCI), New Delhi
- D. PHD Chamber of Commerce & Industry (PHDCCI), New Delhi
- E. Association of Private Airport Operators
- F. Association of Power producers

**2. Have you advocated / lobbied through above associations for the advancement or improvement of public good? [Yes/No]; if yes specify the broad areas (drop box: Governance and Administration, Economic Reforms, Inclusive Development Policies, Energy security, Water, Food Security, Sustainable Business Principles, Others)**

Yes, following are the broad areas:

- (i) Economic Reforms
- (ii) Airport Services
- (iii) Energy Sector

**Principle 8: Businesses should support inclusive growth and equitable development**

**1. Does the company have specified programmes / initiatives / projects in pursuit of the policy related to Principle 8? If yes details thereof.**

Yes, GMR Group works with the communities surrounding its business operations with a vision to make sustainable impact on the human development of under-served communities through initiatives in Education, Health and Livelihoods. The programs are designed based on the local needs identified through the baseline studies at each location. Thus, all the programs are sensitive to the needs of local communities and ensure a high level of participation from the communities.

Under the area of Education, GMR Group is running Engineering and Degree colleges in the State of AP apart from several schools. Some seats in all the schools are provided to the children from poor communities free of cost. Group also supports the education of poor students by facilitating Scholarships. Over 7500 students have received such support. GMR Group also focuses on improving the infrastructure facilities and quality of education in Government schools and pre-schools, apart from running its own Bala Badis (Pre-schools for children of 3-5 year age group). About 300 Govt. schools are supported, reaching out to over 60,000 children. About 6,000 school age children in over 200 Bala Badis and Anganwadis across the country benefit from the Group's initiatives. About 250 children have been sponsored to quality English Medium Schools under the Gifted Children Scheme and their complete educational expenses are borne by GMRVF. E-Education has been introduced in about 80 government schools across the locations. Tent schools are being run to educate and mainstream about 500 children of migrant labour every year.

In the area of health, GMR Group is providing health services to under-served communities by running a 200-bed hospital, 26 medical clinics and 8 Mobile Medicare Units. The medical clinics and MMUs of the Foundation are providing over 20000 treatments every month. 26 public toilets have been constructed in both rural and urban locations to improve sanitation facilities which are used by about 40,000 people per month. GMRVF runs 15 nutrition centres to provide nutrition supplement as well as relevant education to pregnant and lactating women, towards improving the health of the mothers and infants. Further, over 2000 families have been supported for the construction of Individual Sanitary Lavatories. Many awareness programs are organized on health and hygiene related issues which have shown lot of impact on the health status of the communities.

Enhancing the livelihoods of the communities is another area of focus and to achieve this, as part of the CSR, 15 vocational training centers are run in different locations through which over 7000 under-privileged youth are trained every year in different market relevant skills. Over 80% of these trainees are settled in wage or self-employment.

Over 2000 families are being supported with farm and non-farm based livelihoods to enhance their incomes. The Group also works towards women empowerment by promoting and strengthening Women Self Help Groups. About 200 groups have been formed so far with more than 2,100 members and are receiving credit, capacity building and market support. An initiative to support training of women in making products and marketing them helps over 100 women to have

sustained livelihoods. Further, the community development initiatives focus at establishing village libraries, promoting youth and children's clubs and also on generating awareness among communities on key social and environmental issues.

**2. Are the programmes / projects undertaken through in-house team / own foundation / external NGO / government structures / any other organization?**

GMR Group implements the community development programs through its own Foundation i.e. GMR Varalakshmi Foundation, a Company registered under Section 25 of the Companies Act, 1956 (Currently, under Section 8 of Companies Act, 2013). The Foundation is governed by a Board of eminent professionals chaired by the Group Chairman, Mr. G.M.Rao. It has its own professional staff drawn from top academic institutions.

**3. Have you done any impact assessment of your initiative?**

Yes, GMRVF conducts impact assessment studies, both external and internal, in its project locations to understand the effectiveness of the programs.

**4. What is your company's direct contribution to community development projects - Amount in INR and the details of the projects undertaken?**

The Company was not required to spend towards CSR activities during FY 2019-20 due to non-availability of profits. However, through its group companies, an amount of ₹ 43.24 Crores was spent during the year.

**Projects undertaken:**

**Education:**

- 1) Supporting Govt. schools to improve the quality of education;
- 2) Supporting Govt. Anganwadis and running Bala Badis to provide quality pre-school education;
- 3) Sponsoring the education of under-privileged children under the Gifted Children scheme, scholarships, etc.;
- 4) Support to students with coaching for different entrance and competitive examinations, as well as through scholarships and loans for pursuing higher education etc.

**Health, Hygiene and Sanitation:**

- 1) Running 200-bed multi-specialty Hospital at Rajam, Andhra Pradesh which provides affordable quality health care to the local communities;
- 2) Running free Medical Clinics, Mobile Medical Units wherever there is a gap of such health facilities;
- 3) Conducting need based general and specialized health check up camps and school health check-ups;
- 4) Conducting health awareness programs with special focus on seasonal illnesses, HIV/AIDS etc.

- 5) Construction of Public Toilets and facilitating construction of Individual Sanitary Lavatories.
- 6) Providing nutritional supplements to vulnerable groups like AIDS affected, anemic adolescent girls, pregnant women, etc.

**Empowerment and Livelihoods:**

- 1) Running 15 vocational training centers for training under-privileged dropout youth in different vocational programs;
- 2) Promoting and strengthening Self-Help Groups of women and providing training, input and marketing support to them to take up income generation programs;
- 3) Working with farmers to enhance farm productivity and incomes and supporting micro-entrepreneurs with material, training and marketing support etc.
- 4) Running community libraries, supporting youth clubs, conducting awareness programs on social issues etc.
- 5. **Have you taken steps to ensure that this community development initiative is successfully adopted by the community? Please explain in 50 words, or so.**

GMRVF lays great emphasis on involving community in their development process. Towards this, GMRVF conducts wide consultations with the communities before initiating any program and develops programs based on the local needs identified by the communities. Community members are engaged at every stage of the programs and the systems and procedures have been made accountable and transparent for the communities. For example, in the Bala Badis run by the Foundation, the parents of the children are actively involved and regular parent meetings are being conducted to update them on the activities, progress of their children etc. Child clubs, Youth clubs, SHGs and other community based institutions are involved in all the community development programs which help in building ownership of the programs.

**Principle 9: Businesses should engage with and provide value to their customers and consumers in a responsible manner**

- 1. **What percentage of customer complaints / consumer cases are pending as on the end of financial year?**
  - DIAL: Received a total of 729 customer complaints and all complaints have been closed. There are currently 15 consumer cases pending at different consumer forums, against DIAL.
  - GHIAL: Received a total of 165 customer complaints and all complaints have been closed. There are currently 2 consumer cases pending before the Telangana State Consumer Redressal Commission at Hyderabad, against GHIAL.
  - GMR Ambala Chandigarh Expressways Private Limited: There are total of 7 consumer cases currently pending at different consumer forums against the Company.

- No customer complaint / consumer case was reported in the Energy & Urban Infra Business.

**2. Does the company display product information on the product label, over and above what is mandated as per local laws? [Yes/No/N.A./Remarks (additional information)]**

Not Applicable

**3. Is there any case filed by any stakeholder against the company regarding unfair trade practices, irresponsible advertising and/or anti-competitive behaviour during the last five years and pending as on end of financial year. If so, provide details thereof, in about 50 words or so.**

Pursuant to a vacation notice issued by GHIAL to Airworks (AW) a third party line maintenance service provider, AW filed a writ before High Court at Hyderabad, however could not secure any orders. Subsequently, AW filed a complaint with Competition Commission of India (CCI) vide Case. No. 30/2019, alleging GHIAL of abusing the dominant position. CCI U/s 26(1) Competition Act passed an order directing the Director General to investigate and file a report in 60 days.

GHIAL filed a writ petition challenging the orders passed by CCI and the same was stayed by HC. While so, GHIAL conducted a competitive bidding and appointed third Line Maintenance service provider at RGIA. However, having failed in the bidding process, AW filed another writ challenging the bidding and these writs are tagged together and pending for final hearing.

**4. Did your company carry out any consumer survey / consumer satisfaction trends?**

As part of Customer focus initiatives, the Company at regular intervals captures the Satisfaction levels of its Clients (Internal as well as External) to capture the stated and unstated needs and expectations. The company, under Airports sector, conducts Stakeholder Satisfaction Survey as well as ACI- ASQ Survey for passengers. Stakeholder Survey is conducted through third party. This is a holistic survey which covers all aspects pertaining to services, support, budgeting, quality & safety on the scale of 1 to 5 along with the suggestions. The results are analysed and action plans are identified for improvements by respective departments. Business Balance Score Card (BBSC) and Goal Sheets (of related employees) have weightage to improve Customer feedback and Satisfaction index. ACI's Airport Service Quality (ASQ) is the world-renowned and globally established global benchmarking program measuring passengers' satisfaction whilst they are travelling through an airport. Across the globe, passengers are demanding higher levels of service. Likewise, regulators are paying closer attention to airport service provision and quality of service delivery. Competition among airports has reached new heights as structural and ownership changes bring new stakeholders and business models into the industry. These surveys are conducted annually and DIAL and GHIAL both have been ranking consistently high in these surveys.

**7th Road Users Satisfaction Survey [RUSS] at GMR Highways:**

GMR Highways conducted its Seventh successive Road User Satisfaction Survey (RUSS) at all [except GCORR Site] its Assets [both Toll and Annuity] with an objective of understanding and measuring the Road Users' awareness and satisfaction with GMR Highway's facilities, services and other aspects of road users' experiences and perceptions. A cross functional team from Operation and Maintenance department at Site and HO along with Business Excellence Team, GMRVF and RAXA administered the survey. The survey was carried out for 7 days from December 17 - 23, 2018 at various prominent locations along the highways like truck lay bays, bus lay bays, rest areas, hotels, dhabas, bus stands etc.

# Financial Section

## INDEPENDENT AUDITOR'S REPORT

To the Members of GMR Infrastructure Limited

### Report on the Audit of the Consolidated Financial Statements

#### Qualified Opinion

1. We have audited the accompanying consolidated financial statements of GMR Infrastructure Limited ('the Holding Company') and its subsidiaries (the Holding Company and its subsidiaries together referred to as 'the Group'), its associates and joint ventures, which comprise the Consolidated Balance Sheet as at 31 March 2020, the Consolidated Statement of Profit and Loss (including Other Comprehensive Income), the Consolidated Cash Flow Statement and the Consolidated Statement of Changes in Equity for the year then ended, and a summary of the significant accounting policies and other explanatory information.
2. In our opinion and to the best of our information and according to the explanations given to us and based on the consideration of the reports of the other auditors on separate financial statements and on the other financial information of the subsidiaries, associates and joint ventures except for the effects/possible effects of the matters described in the Basis for Qualified Opinion section of our report, the aforesaid consolidated financial statements give the information required by the Companies Act, 2013 ('Act') in the manner so required and give a true and fair view in conformity with the accounting principles generally accepted in India including Indian Accounting Standards ('Ind AS') specified under section 133 of the Act, of the consolidated state of affairs of the Group, its associates and joint ventures, as at 31 March 2020, and their consolidated loss (including other comprehensive income), consolidated cash flows and the consolidated changes in equity for the year ended on that date.

#### Basis for Qualified Opinion

3. As stated in note 8b(13)(ii) to the accompanying consolidated financial statement for the year ended 31 March 2020, the Group has an investment amounting to ₹ 1,897.63 crore in GMR Energy Limited ('GEL'), a joint venture company and outstanding loan amounting to ₹ 212.66 crore, recoverable from GEL as at 31 March 2020. Further, the Holding Company has an investment in GMR Generation Assets Limited ('GGAL'), a subsidiary of the Holding Company. GEL has further invested in GMR Vemagiri Power Generation Limited ('GVPGL'), and GMR (Badrinath) Hydro Power Generation Private Limited ('GBHPL'), both subsidiaries of GEL and in GMR Kamalanga Energy Limited ('GKEL'), joint venture of GEL. GGAL has further invested in GMR Rajahmundry Energy Limited ('GREL'), an associate company of GGAL.

As mentioned in note 8b(13)(iv), GVPGL and GREL have ceased operations due to continued unavailability of adequate supply of natural gas and other factors mentioned in the said note, and have been incurring significant losses, including cash losses with consequential erosion of their respective net worth. Further, GREL has entered into a resolution plan with its lenders to restructure its debt obligations during the year ended 31 March 2019. The Holding Company has given certain corporate guarantees for the loans including Cumulative Redeemable

Preference Shares ('CRPS') outstanding in GREL amounting to ₹ 2,068.50 crores.

The carrying value of the investment of the Group in GEL, to the extent of amount invested in GVPGL, and the Holding Company's obligations towards the corporate guarantees given for GREL are significantly dependent on the achievement of key assumptions considered in the valuation performed by the external expert particularly with respect to availability of natural gas, future tariff of power generated and realization of claims for losses incurred in earlier periods from the customer as detailed in the aforementioned note. The Group has provided for its investment in full in GREL and the management is confident that no further obligation would arise for the guarantees provided to the lenders against the servicing of sustainable and unsustainable debts.

As mentioned in note 8b(13)(viii), the proposed sale of equity stake by management of GEL in GKEL during the year ended 31 March 2020 has been put on hold by the buyer subsequent to the year end. The management continues to account the investment in GKEL based on the valuation performed by an external expert using the discounted future cash flows method which is significantly dependent on the achievement of certain assumptions considered in aforementioned valuation including the uncertainty and the final outcome of the litigations as regards claims against GKEL.

Further, as mentioned in note 8b(13)(vi), GBHPL has stopped the construction of the 300 MW hydro based power plant on Alaknanda river, Uttarakhand, since May 07, 2014 on directions of Hon'ble Supreme Court of India ('the Supreme Court'). The carrying value of the investments in GBHPL is significantly dependent on obtaining requisite approvals from Supreme court, environmental clearances, availability of funding support and achievements of the key assumptions made in the valuation assessment done by an external expert.

Accordingly, owing to the aforementioned uncertainties, we are unable to comment upon adjustments, if any, that may be required to the carrying value of the non-current investment, and further provisions, if any, required to be made for the said obligations, and the consequential impact on the accompanying Consolidated Financial Statement for the year ended 31 March 2020.

The opinion expressed by the predecessor auditor, in their audit report dated 29 May 2019, for the year ended 31 March 2019, was also qualified with respect to the matters pertaining to GVPGL and GREL.

The above matter pertaining to GVPGL and investment in GKEL and GBHPL have been reported as a qualification in the audit report dated 18 June 2020 and 18 June 2020 issued by other firms of chartered accountants, on the standalone financial statement of GVPGL and GEL respectively and the matters described above for GREL have been covered as an emphasis of matter in the audit report dated 19 May 2020 issued by another firm of chartered accountants on the standalone financial statement of GREL. Further, considering the erosion of net worth and net liability position of GKEL, GVPGL and GREL, we, in the capacity of auditors of GKEL and the respective auditors of GVPGL

and GREL have also given a separate section on material uncertainty related to going concern in the auditor's reports on the respective standalone financial statements of aforesaid companies for the year ended 31 March 2020.

4. As detailed in note 45(xi) to the accompanying consolidated financial statement for the year ended 31 March 2020, the Group had acquired the Class A Compulsory Convertible Preference Shares ('CCPS') of GMR Airport Limited ('GAL'), a subsidiary of the Holding Company, for an additional consideration of ₹ 3,560.00 crores from Private Equity Investors as per the settlement agreement entered during the year ended 31 March 2019. The said CCPS were converted into equity shares of an equivalent amount as per the investor agreements. The aforesaid additional settlement consideration of ₹ 3,560.00 crores paid to Private Equity Investors has been considered as recoverable and recognised as Other financial assets upto the end of the previous year ended 31 March 2019, based on proposed sale of such equity shares to the proposed investors, as detailed in note 45(xvii) to the consolidated financial statements. The sale of such equity shares has been completed in the year ended 31 March 2020 and consequently the management has recorded the aforesaid transaction in the year ended 31 March 2020 instead of restating the balances as at 31 March 2019 in accordance with the requirements of relevant accounting standards. Had the management accounted for the aforesaid transaction in the correct period, the 'Other equity' as at 31 March 2019 would have been lower by ₹ 3,560.00 crores, and 'Other financial assets' as at 31 March 2019 would have been lower by ₹ 3,560.00 crores with a consequential impact on segment assets of the Airport sector as at 31 March 2019.

The opinion expressed by the predecessor auditor in their audit report dated 29 May 2019 for the year ended 31 March 2019 was also qualified in respect of this matter.

5. We conducted our audit in accordance with the Standards on Auditing specified under section 143(10) of the Act. Our responsibilities under those standards are further described in the Auditor's Responsibilities for the Audit of the Consolidated Financial Statements section of our report. We are independent of the Holding Company in accordance with the Code of Ethics issued by the Institute of Chartered Accountants of India ('ICAI') together with the ethical requirements that are relevant to our audit of the financial statements under the provisions of the Act and the rules thereunder, and we have fulfilled our other ethical responsibilities in accordance with these requirements and the Code of Ethics. We believe that the audit evidence we have obtained and the audit evidence obtained by the other auditors in terms of their reports referred to in paragraph 21 of the Other Matters section below, is sufficient and appropriate to provide a basis for our qualified opinion.

#### Emphasis of Matters

6. We draw attention to note 54 of the accompanying consolidated financial statement for the year ended 31 March 2020, which describes the uncertainties due to the outbreak of COVID-19 pandemic and management's evaluation of the impact on the consolidated financial statements of the Group as at the balance sheet date. Our opinion is not modified in respect of this matter.

7. We draw attention to note 36 to the accompanying consolidated financial statement for the year ended 31 March 2020, which describes the uncertainty related to the outcome of a tax assessment from Maldives Inland Revenue Authority ('MIRA') on business profit tax. As per the statement issued by MIRA dated 1st June 2020, GMR Male International Airport Private Limited ('GMIAL') has to settle business profit tax amounting to USD 0.72 crore and fines on business profit tax amounted to USD 0.58 crore. As per the letter dated 22 January 2020 issued by "the Ministry of Finance Male, Republic of Maldives, the amount of tax assessed by the MIRA relating to the final arbitration award is only USD 0.58 crore and this amount should be paid by whom the payment was settled to GMIAL in the event of any tax payable by GMIAL. Further the letter also confirms that GMIAL is not liable to pay for the taxes assessed by MIRA on the arbitration sum and the Government of Maldives have initiated communication with MIRA to settle the taxes and fines payable on the arbitration award". Accordingly, the ultimate outcome of the business tax assessment sent by the MIRA cannot be determined and hence, the effect on the financial statements is uncertain. Accordingly, the Group has not made any provision in these financial statements. Our opinion is not modified in respect of this matter.

The above matter has also been reported as an emphasis of matter in the audit report dated 18 June 2020 issued by other firm of chartered accountants on the standalone financial statements of GMIAL for the year ended 31 December 2019.

8. We draw attention to note 45(xvii) to the accompanying consolidated financial statement for the year ended 31 March 2020, with respect to completion of sale of 49% stake by the Group in GAL to Airport De Paris SA on 7 July 2020 with certain modifications to the earlier signed share subscription and share purchase agreement, the details of which are described in aforesaid note. Our opinion is not modified in respect of this matter.

#### Key Audit Matters

9. Key audit matters are those matters that, in our professional judgment and based on the consideration of the reports of the other auditors on separate financial statements and on the other financial information of the subsidiaries, associates and joint ventures, were of most significance in our audit of the consolidated financial statements of the current period. These matters were addressed in the context of our audit of the consolidated financial statements as a whole, and in forming our opinion thereon, and we do not provide a separate opinion on these matters.
10. In addition to the matters described in the Basis for Qualified Opinion, we have determined the matters described below to be the key audit matters to be communicated in our report.

Key audit matter	How our audit addressed the key audit matter
<p><b>1. Assessment of going concern basis</b> (refer note 1.1 to the accompanying consolidated financial statements)</p> <p>The Group has incurred loss before tax amounting to ₹ 2,283.41 crores for the year ended 31 March 2020 and its current liabilities exceeds its current assets by ₹ 4,212.44 crores as at 31 March 2020 with a consequent lower credit rating of some of its borrowings. Further, as disclosed in note 19, 20 and 23 the Group has financial liabilities of ₹ 14,192.00 crores to be settled within one year from March 31, 2020.</p> <p>While the above factors indicated a need to assess the Group's ability to continue as a going concern, as mentioned in aforesaid note, the Group has taken into consideration the following mitigating factors in its assessment for going concern basis of accounting.</p> <ul style="list-style-type: none"> <li>Stake sales in certain subsidiaries in the airport sector to the extent of 49% to Airports de Paris (ADP). The first tranche of ₹ 5,248.00 crore for 24.99% shares of GAL (primarily through buyout of GMR Infra Services Limited (GISL) via primary infusion of equity) had been completed on February 24, 2020. The amount of ₹ 4,565.00 crores towards second and final tranche payment from ADP has been received subsequent to year end (also refer note 45(vii) to the accompanying consolidated financial statements).</li> <li>Sale of certain power entities including GMR Chhattisgarh Energy Limited and reducing debt obligation of the Group</li> <li>Additional funds raised at lower rates in airport entities</li> </ul> <p>Management has prepared future cash flow forecasts taking into cognizance the above developments and performed sensitivity analysis of the key assumptions used therein to assess whether the Group would be able to operate as a going concern for a period of at least 12 months from the date of financial statements, and concluded that the going concern basis of accounting used for preparation of the accompanying consolidated financial statements is appropriate with no material uncertainty.</p> <p>We have considered the assessment of management's evaluation of going concern basis of accounting as a key audit matter due to the pervasive impact thereof on the consolidated financial statements and the significant judgements and assumptions that are inherently subjective and dependent on future events, involved in preparation of cash flow projections and determination of the overall conclusion by the management.</p>	<p>Our audit procedures included but were not limited to, the following in relation to assessment of appropriateness of going concern basis of accounting:</p> <ul style="list-style-type: none"> <li>Obtained an understanding of the management's process for identifying all the events or conditions that could impact the Group's ability to continue as a going concern and the process followed to assess the mitigating factors for such events or conditions. Also, obtained an understanding around the methodology adopted and the associated controls implemented by the Group to assess their future business performance, to prepare a robust cash flow forecast.</li> <li>Reconciled the cash flow forecast to the future business plans of the Group as approved by the Board of Directors. These forecasts are largely based on the expected proceeds upon the successful closure of divestment of equity stake in GAL, for which the first and the second tranches were received during the year and subsequent to the year respectively. We have traced the receipts of the second tranche to the bank statements and considered the same for our assessment of the Group's capability to meet its financial obligation falling due within next twelve months.</li> <li>In order to corroborate management's future business plans and to identify potential contradictory information, we read the minutes of the Board of Directors and discussed the same with the management.</li> <li>Tested the appropriateness of key assumptions adopted used by the management, including the impact of COVID 19 pandemic on such assumptions, that had most material impact in preparation of the cash flow forecasts such as expected realization from proceeds on account of divestment of stake in certain entities, realization from various claims in investee entities and evaluation of the expected outflow on account of debt repayments.</li> <li>Performed independent sensitivity analysis to test the impact of variation on the cash flows due to change in key assumptions.</li> <li>Assessed the appropriateness and adequacy of the going disclosures, made in the consolidated financial statements in respect of going concern.</li> </ul>
<p><b>2. Utilisation of Minimum Alternate Tax ('MAT') Credit</b> (refer note 2.3(i) for the accounting policy and note 37(a) for the disclosures of the accompanying consolidated financial statements)</p> <p>The Group has accumulated MAT credit entitlement of ₹ 515.93 crore as at 31 March 31, 2020, accounted primarily in GMR Hyderabad International Airport Limited ('GHIAL') amounting to ₹ 457.11 crores and in the Holding Company amounting to ₹ 58.72 crores. GHIAL is under tax holiday period upto financial year 2021-22 and the utilization of MAT credit depends on the ability of the respective entities to earn adequate tax profits.</p> <p>In order to assess the utilization of MAT credit, the respective entities have prepared revenue and profit projections which involves judgements and estimations such as estimating aeronautical tariff [which is determined by Airport Economic Regulatory Authority ("AERA")] for GHIAL, revenue growth, profit margins, tax adjustments under the Income Tax, 1961.</p>	<p>Our audit procedures, including those performed in our joint audit of GHIAL conducted with M/s K S Rao and Co., with respect to MAT credit entitlements included, but were not limited to the following:</p> <ul style="list-style-type: none"> <li>Assessed and tested the design and operating effectiveness of the management's controls over recognition of the MAT credit.</li> <li>Obtained and updated understanding of the management's process of computation of future accounting and taxable profits of the Group, and expected utilization of available MAT credit within specified time period as per provision of the IT Act.</li> </ul>



Key audit matter	How our audit addressed the key audit matter
<p>As aforesaid, the recognition of a deferred tax asset in the form of MAT credit is based on management's estimate of taxable and accounting profits in future, which are underpinned by the management's input of key variables and market conditions including the tariff determined by AERA for the second control period in case of GHIAL and tax adjustments required to be made in the taxable profit computations, as per the provisions of Income Tax Act, 1961 (IT Act). The forecasted profit has been determined using estimations of projected income and expenses of the respective businesses.</p> <p>Recognition of MAT credit asset requires significant judgement regarding the likelihood of its realization with-in the specified period through estimation of future taxable profits of the respective companies and consequently there is a risk that the MAT credit asset may not be realized within the specified period, if these projections are not met.</p> <p>Considering the materiality of the amounts involved and inherent subjectivity requiring significant judgment involved in the determination of utilization of MAT credit through estimation of future taxable profits and projected revenue, this matter has been determined as a key audit matter for current year audit.</p>	<ul style="list-style-type: none"> <li>• Reconciled the business results projections to the future business plans approved by the Holding Company's and GHIAL's board of directors;</li> <li>• Challenged the management's assessment of underlying assumptions, including the impact of COVID 19, used for the business results projections including expected capacity expansion and utilisation, implied growth rates and expected prices considering evidence available to support these assumptions, based on our knowledge of the industry , publicly available information and Group's strategic plans</li> <li>• Performed an independent sensitivity analysis in respect of the key assumptions such as growth rates to ensure there was sufficient headroom with respect to the estimation uncertainty impact of such assumptions on the timing of reversal of unabsorbed depreciation and unabsorbed business losses and utilization of MAT credit;</li> <li>• Tested the computations of future taxable profits, including testing of the adjustments made in such computations with respect to tax-allowed and tax-disallowed items, other tax rebates and deductions available to the respective company, and tested the computation of MAT liability in such future years, in accordance with the provisions of the IT Act.</li> <li>• Tested the mathematical accuracy of management's projections and tax computations.</li> </ul> <p>Based on aforesaid computations, assessed the appropriateness of management's estimate of likelihood of utilization of MAT credit within the time period specified and in accordance with the provisions of the IT Act. Assessed the appropriateness and adequacy of the disclosures related to MAT credit in the financial statements in accordance with the applicable accounting standards.</p>
<p><b>3. Valuation of Derivative Financial Instruments and Application of Hedge Accounting in relation to Delhi International Airport Limited / GMR Hyderabad International Airport Limited</b> (refer note 2.3(x) for accounting policy and note 51 for disclosures of the accompanying consolidated financial statements)</p>	
<p>The Group has entered into derivative financial instruments i.e. call spread options coupon only hedge and had purchased derivative financial instruments, i.e. cross currency swap, coupon only swap and call spread options, to hedge its foreign currency risks in relation to the long-term bonds issued in foreign currency in GHIAL and Delhi International Airport Limited ('DIAL') respectively.</p> <p>Management has designated these derivative financial instruments and the aforesaid debt at initial recognition as cash flow hedge relationship as per Ind AS 109, Financial Instruments.</p> <p>The valuation of hedging instrument is complex and necessitates a sophisticated system to record and track each contract and calculates the related valuations at each financial reporting date. Since valuation of hedging instruments and consideration of hedge effectiveness involves both</p>	<p>Our audit procedures, including those performed in our joint audit of DIAL and GHIAL conducted with M/s K S Rao and Co., with respect to assess hedge accounting test the and valuation of the derivative financial instruments included but were not limited to the following:</p> <ul style="list-style-type: none"> <li>• Assessed and tested the design and operating effectiveness of management's key internal controls over derivative financial instruments and the related hedge accounting;</li> <li>• Reviewed the management's documentation for the designated hedge instrument which defines the nature of hedge relationship;</li> <li>• Considered the consistent application of the accounting policies and assessed the hedge accounting methodologies applied; and compared these to the requirements of Ind AS 109, Financial Instruments;</li> </ul>

Key audit matter	How our audit addressed the key audit matter
<p>significant assumptions and judgements such as discount rates, forward exchange rates, future interbank rates and involvement of management's expert, and therefore, is subject to an inherent risk of error.</p> <p>We have determined the valuation of hedging instruments as a key audit matter in view of the significant judgements, estimates and complexity involved.</p>	<ul style="list-style-type: none"> <li>• Evaluated the management's valuation specialist's professional competence, expertise and objectivity;</li> <li>• Tested the accuracy of input data provided by the management to the external valuation specialist and assessed the reasonability of the assumptions used, while valuing the hedging instruments;</li> <li>• Involved our valuation specialists to test the fair values of derivative financial instruments and compared the results to the management's results;</li> <li>• Assessed the appropriateness and adequacy of the related disclosures in the standalone consolidated financial statements in accordance with the applicable accounting standards</li> </ul>
<p><b>4. Evaluation and disclosure of accrual estimates for legal claims, litigation matters and contingencies</b> (refer note 2.3(u) for accounting policy and note 21 and 41(c) for disclosures of the accompanying consolidated financial statements)</p>	
<p>The Group has ongoing litigations with various authorities and third parties which could have a significant impact on the consolidated financial statements, if the potential exposures were to materialize. The amounts involved are significant, and the application of accounting standards to determine the amount, if any, to be provided as a liability or disclosed as a contingent liability, is inherently subjective. Claims against the Group are disclosed in the consolidated financial statements by the Group.</p> <p>We have determined the evaluation and disclosure for litigations matters and contingencies as a key audit matter, because the outcome of such legal claims and litigation is uncertain and the position taken by management involves significant judgments and estimations to determine the likelihood and/or timing of cash outflows and the interpretation of preliminary and pending court rulings.</p> <p>Considering the aforementioned matter is fundamental to the understanding of the users of the accompanying consolidated financial statements, we further draw attention to the following specific matters involving significant litigations and contingencies:</p> <p>a. Note 47(i) relating to certain claims and counter claims filed by GMR Power Corporation Limited ('GPCL'), (an erstwhile step down subsidiary of the Holding Company, now merged with GGAL, a subsidiary of the Holding Company via National Company Law Tribunal ('NCLT') order dated 13 March 2020), and Tamil Nadu Generation and Distribution Corporation Limited (TANGEDCO) which are pending before the Tamil Nadu Electricity Regulatory Commission as directed by the Honorable Supreme Court of India. Based on its internal assessment and legal expert advice, pending final outcome of the litigation, the management is of the view that no adjustments are required to be made to the accompanying Statement for the aforesaid matter. The above matter is also reported as an emphasis of matter in the audit report dated 22 June 2020 issued by another firm of chartered accountants on the standalone financial statements of GGAL for the year ended 31 March 2020.</p>	<p>Our audit procedures in relation to the assessment of legal claims, litigation matters and contingencies included but were not limited to the following:</p> <ul style="list-style-type: none"> <li>• Obtained an understanding of management's process and evaluated design, implementation and operating effectiveness of management's key internal controls over assessment of legal claims, litigations and various other contingencies and completeness of disclosures</li> <li>• Obtained and read the summary of litigation matters provided by management, the supporting documentation on sample basis and held discussions with the management of the Group;</li> <li>• For claims/matters/disputes settled during the year if any, we have read the related orders/directions issued by the courts/ settlement agreements in order to verify whether the settlements were appropriately accounted for/disclosed;</li> <li>• Evaluated various legal opinions obtained by management and conducted a review of the assessment done by the management through internal and external tax and legal experts for the likelihood of contingencies and potential impact of various litigations and legal claims, examining the available supporting documents.</li> <li>• Involved auditor's experts to assess relevant judgements passed by the appropriate authorities in order to assess the basis used for the accounting treatment and resulting disclosures for entities audited by us;</li> <li>• Assessed the financial statements of the components with regards to the disclosures pertaining to the various legal claims, litigation matters and contingencies;</li> </ul> <p>Assessed the appropriateness and adequacy of the related disclosures in note 21 and 41(c) to the consolidated financial statements in accordance with the requirements of applicable accounting standards.</p>

Key audit matter	How our audit addressed the key audit matter
<p>b. Note 45(iii), which describes the uncertainty relating to the outcome of litigation pertaining to the costs related to procurement of security equipment, construction of residential quarters for Central Industrial Security Force deployed at the Rajiv Gandhi International Airport, Hyderabad and other costs which have been adjusted from the PSF (SC) Fund upto 31 March 2018, pending final decision from the Hon'ble High Court of Telangana and the consequential instructions from the Ministry of Civil Aviation.</p> <p>The above matter has also been reported as an emphasis of matter in the audit report dated 15 June 2020 issued by us along with other joint auditor on the financial statements for the year ended 31 March 2020 of GMR Hyderabad International Airport Limited, a subsidiary of the Holding Company.</p>	
<p><b>5. Revenue recognition and measurement of upfront losses on long-term construction contracts</b> (refer note 2.3(f) for the accounting policy and note 24 for disclosures of the accompanying consolidated financial statements)</p>	
<p>For the year ended 31 March 2020, the Holding Company has recognized revenue from Engineering, procurement and construction (EPC) contracts of ₹ 859.48 crores and has accumulated provisions for upfront losses amounting to ₹ 57.96 crores as at 31 March 2020.</p> <p>The Holding Company's revenue primarily arises from construction contracts, which is recognised over a period of time in accordance with the requirements of Ind AS 115, Revenue from Contract with Customers, as further explained in note 2.3(f) to the accompanying consolidated financial statements, and which, by its nature, is complex given the significant judgements involved in the assessment of current and future contractual performance obligations.</p> <p>The Holding Company recognises revenue and margins based on the stage of completion which is determined on the basis of the proportion of value of goods or services transferred as at the Balance Sheet date, relative to the value of goods or services promised under the contract.</p> <p>The recognition of contract revenue, contract costs and the resultant profit/loss therefore rely on the estimates in relation to forecast contract revenue and the total cost. These contract estimates are reviewed by the management on a periodic basis. In doing so, the management is required to exercise judgement in its assessment of the valuation of contract variations and claims and liquidated damages as well as the completeness and accuracy of forecast costs to complete and the ability to deliver contracts within contractually determined timelines. The final contract values can potentially be impacted on account of various factors and are expected to result in varied outcomes. Changes in these judgements, and the related estimates as contracts progress can result in material adjustments to revenue and margins/onerous obligations.</p> <p>Owing to these factors, we have determined revenue recognition and provision for upfront losses from EPC contracts as a key audit matter for the current year audit.</p>	<p>Our audit procedures for recognition of contract revenue, margin and contract costs, and related receivables and liabilities included, but were not limited to, the following:</p> <ul style="list-style-type: none"> <li>• Evaluated the appropriateness of the Holding Company's accounting policy for revenue recognition from construction contracts in accordance with Ind AS 115, 'Revenue from Contracts with Customers;</li> <li>• Assessed the design and implementation of key controls, over the recognition of contract revenue and margins, and tested the operating effectiveness of these controls;</li> <li>• For a sample of contracts, we have tested the appropriateness of amount recognized as revenue by evaluating key management judgements inherent in the determining forecasted contract revenue and costs to complete that drive the accounting under the percentage of completion method by performing following procedures: <ul style="list-style-type: none"> <li>- reviewed the contract terms and conditions;</li> <li>- evaluated the identification of performance obligation of the contract;</li> <li>- evaluated the appropriateness of management's assessment that performance obligation was satisfied over time and consequent recognition of revenue using percentage of completion method;</li> <li>- obtained an understanding of the assumptions applied in determining the forecasted revenue and cost to complete;</li> <li>- assessed management's estimates of the impact to revenue and budgeted costs arising from scope changes made to the original contracts, claims, disputes and liquidation damages with reference to supporting documents including variation orders and correspondence between the Holding Company and the customers; and</li> </ul> </li> <li>• Assessed the appropriateness and adequacy of disclosures made by the management with respect to revenue recognised during the year in accordance with applicable accounting standards.</li> </ul>

Key audit matter	How our audit addressed the key audit matter
<p><b>6. Impairment testing carried out for carrying value of investments in joint venture and associates, investment property under construction and carriage-ways grouped under other intangible assets of the Group</b> (refer note 8a, 8b, 5 and 7 to the accompanying consolidated financial statements other than those referred in basis of qualified opinion paragraph 3 above)</p> <p>The Group has total investments in joint ventures and associates amounting to ₹ 7,012.75 crore, investments in investment property under construction amounting to ₹ 3,252.56 crore and carriage-ways grouped under other intangible assets amounting to ₹ 2,342.90 crore. The aforementioned investments, investment properties under construction and intangible assets are accounted for in accordance with Ind AS 27, Separate Financial Statements, Ind AS 40, Investment Property and Ind AS 38, Intangible Assets, respectively.</p> <p>The Group assesses these investments and assets for impairment when impairment indicators exist by comparing the recoverable amount (determined as the higher of fair value less costs of disposal and value in use) with the carrying amount of the respective assets as on the reporting date. The value in use is computed using the Discounted Cash Flow Model ('DCF') model.</p> <p>The determination of recoverable amounts of the carrying value of these investments in joint venture and associates, investment property under construction and carriage-ways grouped under other intangible assets of the Group relies on various management estimates of future cash flows and their judgment with respect to the following:</p> <p><b>Investments in joint venture and associates:</b></p> <ul style="list-style-type: none"> <li>In case of investments in entities in the energy business, cash flow projections are based on estimates and assumptions relating to conclusion of tariff rates, operational performance of the plants and coal mines, life extension plans, availability and market prices of gas, coal and other fuels, restructuring of loans etc.</li> <li>In case of investments in airport entities, cash flow projections are based on estimation of passenger traffic, conclusion of tariff rates per acre/hectre for lease rentals from CPD, passenger penetration rates and favourable outcomes of litigations etc.</li> </ul> <p><b>Investment property under construction</b> - In case of investments in SEZ businesses, cash flow projections are based on assumptions relating to realization per acre of land from monetization for SEZ business which are considered as reasonable by the management, estimation of rates of properties owned by the Group with the help of external valuation expert, rate of comparable properties and adjustment factors applied to adjust for the differentiating features with such comparable properties.</p> <p><b>Carrying values of carriage-ways grouped under other intangible assets</b> - In case of investments in carriage-ways, cash flow projections are based on assumptions relating to periodic major maintenance by using a model that incorporates a number of assumptions, including the life of the concession agreement, annual traffic growth and the expected cost of the periodic major maintenance which are considered as reasonable by the management and also consider favourable outcomes of litigations etc. in the carriage-ways business</p> <p>The key assumptions underpinning management's assessment of the recoverable amount further include, but are not limited to, projections of growth rates, discount rates, estimated future operating and capital expenditure. Changes to assumptions could lead to material changes in estimated recoverable amounts, resulting in impairment of investments in joint venture and associates, investment property under construction and carriage-ways grouped under other intangible. Complexity involved in such</p>	<p>Our audit procedures with respect to assessment of impairment loss on carrying value of investments in joint venture and associates, investment property under construction and carriage-ways grouped under other intangible assets of the Group included but not limited to the following:</p> <ul style="list-style-type: none"> <li>Obtained an understanding of the management's process for identifying impairment indicators as well as determining the appropriate methodology to carry out impairment testing for the carrying value of investments in accordance with the requirements of Ind AS 36, Impairment of Assets;</li> <li>Evaluated the Group's valuation methodology in determining the value-in-use and fair value to estimate the recoverable value of such investments. In making this assessment, we also assessed the professional competence, objectivity and capabilities of the valuation specialist engaged by the management;</li> <li>Involved auditor's valuation specialists to assess the appropriateness of the value-in-use and fair value determined by the management and to test reasonability of the key assumptions used in the cash flow forecasts forecasts such as growth rates during the explicit period, terminal growth rate and the discount rate including the impact of COVID-19 on such assumptions;</li> <li>We have carried out discussions with management on the performance of these investments as compared to previous year in order to evaluate whether the inputs and assumptions used in the aforesaid cash flow forecasts were suitable.</li> <li>Discussed the significant ongoing litigations in these entities which had a material impact to ascertain the appropriateness of the outcome considered in the respective valuation models</li> <li>Tested the arithmetical accuracy of the calculations performed by the management expert.</li> </ul> <p>Assessed the appropriateness and adequacy of the related disclosures in the consolidated financial statements in accordance with the requirements of relevant accounting standards.</p>

Key audit matter	How our audit addressed the key audit matter
<p>assumptions and estimates increased in the current year due to the impact of COVID-19 pandemic outbreak on the Group's operations as disclosed in Note 54 to the accompanying financial statements.</p> <p>Considering the significance of the amounts involved and auditor attention required to test the appropriateness of the accounting estimates that involves high estimation uncertainty and significant management judgement, this matter has been determined as a key audit matter for current year's audit.</p> <p>Considering the matter is fundamental to the understanding of the users of the accompanying consolidated financial statements we further draw attention to:</p> <p>a. Note 8b(12)(i) and 8b(13)(vii), which is in addition to the matters described in paragraph 3 above, regarding the investment made by the Group in GEL amounting to ₹ 1,897.63 crores as at 31 March 2020. The recoverability of such investment is further dependent upon various claims, counter claims and other receivables from customers of GMR Warora Energy Limited ('GWEL'), a subsidiary of GEL, which are pending settlement / realization as on 31 March 2020, and certain other key assumptions considered in the valuation performed by an external expert, including capacity utilization of plant in future years and renewal of Power Purchase Agreement with one of its customers which has expired in June 2020.</p> <p>The above claims also include recovery of transmission charges from Maharashtra State Electricity Distribution Company Limited ('MSEDCL') by GWEL, based on the Order of the Appellate Tribunal for Electricity ('APTEL') ('the Order') dated 8 May 2015 as described in aforesaid note.</p> <p>The management of the Holding Company, based on its internal assessment, legal opinion, certain interim favourable regulatory orders and valuation assessment, is of the view that the carrying value of the aforesaid investment of the Group in GEL, taking into account the matters described above in relation to the investments made by GEL in its aforementioned subsidiary, is appropriate and accordingly, no adjustments to the aforesaid balance have been made in the accompanying Statement for the year ended 31 March 2020.</p> <p>The above matters with respect to GWEL are also reported as an emphasis of matter in the audit report dated 29 May 2020 and 18 June 2020 issued by other firm of chartered accountants on the standalone financial statements of GWEL and GEL, respectively, for the year ended 31 March 2020. Further, a separate section on material uncertainty over going concern has also been reported in the audit report issued by another firms of chartered accountants on the standalone financial statements of GEL and GWEL, respectively, for the year ended 31 March 2020.</p> <p>b. Note 46(i) and 46(ii), which relates to the ongoing arbitrations with National Highways Authority of India (NHAI) for compensation of losses being incurred by GMR Ambala Chandigarh Expressways Private Limited ('GACEPL') and GMR Hyderabad Vijayawada Expressways Private Limited ('GHVEPL'), step-down subsidiaries of the Holding Company, since the commencement of commercial operations. Pending outcome of the aforementioned arbitration proceedings, GHVEPL has not paid to NHAI an amount of ₹ 620.31 crore towards additional concession fee along with interest thereon.</p>	

Key audit matter	How our audit addressed the key audit matter
<p>Further, based on management's internal assessment of compensation inflows, external legal opinions and valuation performed by independent experts, the management is of the view that the recoverable amounts of the carriageways of GACEPL and GHVEPL is assessed to be in excess of the respective carrying values amounting ₹ 355.55 crores and ₹ 1,984.04 crores as at 31 March 2020. Currently useful life of 25 years has been considered in arriving at the carrying value and amortisation of carriageways of GHVEPL, on the basis of management's plan to develop the six-lane project within the stipulated time period ending in April 2024 subject to arbitration outcome. However, the useful life will have to be considered at 15 years if the arbitration award is not favourable and 6 lane has not been constructed by April 2024. Accordingly, no adjustments to the consolidated financial results are considered necessary.</p> <p>The above matters have also been reported as an emphasis of matters in their auditor's reports dated 16 May 2020 and 23 July 2020 issued by other firms of chartered accountants on the standalone financial statements of the GACEPL and GHVEPL, respectively, for the year ended 31 March 2020. Further, considering the erosion of net worth and net liability position of these entities, such auditors have also given a separate section on the material uncertainty relating to going concern in their respective audit reports.</p>	
<p><b>7. Significant additions to Capital assets in DIAL/GHIAL</b> (refer note 2.3(k) for accounting policy and note 45(xxvi) and 45(xxvii) for disclosures of the accompanying consolidated financial statements)</p>	
<p>GHIAL is in the process of expansion of the Rajiv Gandhi International Airport while DIAL is in the process of expansion of the Indira Gandhi International Airport and have incurred ₹ 1,974.28 crores as capital expenditure in the current year towards such expansion plans as further explained in note 3 to the accompanying consolidated financial statements.</p> <p>Determining whether expenditure meets the capitalization criteria, specifically with regard to whether they are operational or capital in nature, involves significant management judgement in assessing whether capitalization is in line with Ind AS 16, Property, Plant and Equipment and the Group's accounting policy.</p> <p>Further, the tariff determination by AERA for control periods for the aeronautical services is linked to the Regulated Asset Base, which is based on the fixed asset balance and considering these additions are significant to the asset base of the Group, we have assessed inappropriate capitalization as a significant risk as part of our audit strategy.</p> <p>Further, the aforementioned capital expenditure has been funded from the specific borrowings raised for such purpose. Accordingly, the borrowing cost incurred on such borrowings have been included as a capital expenditure in accordance with the provisions of Ind AS 23, Borrowing Costs.</p> <p>This has been determined as a key audit matter due to the significance of the capital expenditure during the year and the risk that the elements of costs (including borrowing costs) that are eligible for capitalisation are appropriately capitalised in accordance with the recognition criteria provided in Ind AS 16 and Ind AS 23.</p>	<p>Our audit procedures including those performed in our joint audit of DIAL and GHIAL conducted with M/s K S Rao and Co., with respect to appropriate capitalization of such expenditure included, but were not limited to the following:</p> <ul style="list-style-type: none"> <li>• Assessed the design and implementation and tested the operating effectiveness of key controls surrounding the capitalization of costs.</li> <li>• Reviewed management's capitalisation policy, including application of the aforesaid policy, to assess consistency with the requirements set out by Ind AS 16, Property, Plant and Equipment.</li> <li>• Compared the additions with the budgets and the orders given to the vendors.</li> <li>• Ensured that the borrowing cost capitalized is as per Ind AS 23 Borrowing Costs</li> <li>• Tested the additions on a sample basis for their nature and purpose to ensure that the capitalization is as per respective company's accounting policy.</li> <li>• Assessed the appropriateness and adequacy of the related disclosures in the Consolidated financial statements in accordance with the applicable accounting standards.</li> </ul>

### Information other than the Consolidated Financial Statements and Auditor's Report thereon

11. The Holding Company's Board of Directors are responsible for the other information. The other information comprises the information included in the Management Discussion and Analysis, Report on Corporate Governance, Directors' Report, etc., but does not include the consolidated financial statements and our auditor's report thereon. These reports are expected to be made available to us after the date of this auditor's report.

Our opinion on the consolidated financial statements does not cover the other information and we will not express any form of assurance conclusion thereon.

In connection with our audit of the consolidated financial statements, our responsibility is to read the other information identified above when it becomes available and, in doing so, consider whether the other information is materially inconsistent with the consolidated financial statements or our knowledge obtained in the audit or otherwise appears to be materially misstated.

When we read these reports, if we conclude that there is a material misstatement therein, we are required to communicate the matter to those charged with governance.

### Responsibilities of Management and Those Charged with Governance for the Consolidated Financial Statements

12. The accompanying consolidated financial statements have been approved by the Holding Company's Board of Directors. The Holding Company's Board of Directors is responsible for the matters stated in section 134(5) of the Act with respect to the preparation of these consolidated financial statements that give a true and fair view of the consolidated state of affairs (consolidated financial position), consolidated profit or loss (consolidated financial performance including other comprehensive income), consolidated changes in equity and consolidated cash flows of the Group including its associates and joint ventures in accordance with the accounting principles generally accepted in India, including the Ind AS specified under section 133 of the Act. The Holding Company's Board of Directors is also responsible for ensuring accuracy of records including financial information considered necessary for the preparation of consolidated Ind AS financial statements. Further, in terms of the provisions of the Act, the respective Board of Directors /management of the companies included in the Group, and its associate companies and joint venture companies {covered under the Act} are responsible for maintenance of adequate accounting records in accordance with the provisions of the Act for safeguarding the assets and for preventing and detecting frauds and other irregularities; selection and application of appropriate accounting policies; making judgments and estimates that are reasonable and prudent; and design, implementation and maintenance of adequate internal financial controls, that were operating effectively for ensuring the accuracy and completeness of the accounting records, relevant to the preparation and presentation of the financial statements that give a true and fair view and are free from material misstatement, whether due to fraud or error. These financial statements have been used for the purpose of preparation of the consolidated financial statements by the Directors of the Holding Company, as aforesaid.
13. In preparing the consolidated financial statements, the respective Board of Directors of the companies included in the Group and of its associates and joint ventures are responsible for assessing the ability

of the Group and of its associates and joint ventures to continue as a going concern, disclosing, as applicable, matters related to going concern and using the going concern basis of accounting unless the Board of Directors either intend to liquidate the Group or to cease operations, or has no realistic alternative but to do so.

14. Those Board of Directors are also responsible for overseeing the financial reporting process of the companies included in the Group and of its associates and joint ventures.

### Auditor's Responsibilities for the Audit of the Consolidated Financial Statements

15. Our objectives are to obtain reasonable assurance about whether the consolidated financial statements as a whole are free from material misstatement, whether due to fraud or error, and to issue an auditor's report that includes our opinion. Reasonable assurance is a high level of assurance, but is not a guarantee that an audit conducted in accordance with Standards on Auditing will always detect a material misstatement when it exists. Misstatements can arise from fraud or error and are considered material if, individually or in the aggregate, they could reasonably be expected to influence the economic decisions of users taken on the basis of these consolidated financial statements.
16. As part of an audit in accordance with Standards on Auditing, we exercise professional judgment and maintain professional skepticism throughout the audit. We also:
- Identify and assess the risks of material misstatement of the consolidated financial statements, whether due to fraud or error, design and perform audit procedures responsive to those risks, and obtain audit evidence that is sufficient and appropriate to provide a basis for our opinion. The risk of not detecting a material misstatement resulting from fraud is higher than for one resulting from error, as fraud may involve collusion, forgery, intentional omissions, misrepresentations, or the override of internal control;
  - Obtain an understanding of internal control relevant to the audit in order to design audit procedures that are appropriate in the circumstances. Under section 143(3)(i) of the Act, we are also responsible for expressing our opinion on whether the Holding Company has adequate internal financial controls with reference to financial statements in place and the operating effectiveness of such controls;
  - Evaluate the appropriateness of accounting policies used and the reasonableness of accounting estimates and related disclosures made by management;
  - Conclude on the appropriateness of management's use of the going concern basis of accounting and, based on the audit evidence obtained, whether a material uncertainty exists related to events or conditions that may cast significant doubt on the ability of the Group and its associates and joint ventures to continue as a going concern. If we conclude that a material uncertainty exists, we are required to draw attention in our auditor's report to the related disclosures in the consolidated financial statements or, if such disclosures are inadequate, to modify our opinion. Our conclusions are based on the audit evidence obtained up to the date of our auditor's report. However, future events or conditions may cause the Group and its associates and joint ventures to cease to continue as a going concern;

- Evaluate the overall presentation, structure and content of the consolidated financial statements, including the disclosures, and whether the consolidated financial statements represent the underlying transactions and events in a manner that achieves fair presentation; and
  - Obtain sufficient appropriate audit evidence regarding the financial information of the entities within the Group, and its associates and joint ventures, to express an opinion on the financial statements. We are responsible for the direction, supervision and performance of the audit of financial statements of such entities included in the financial statements, of which we are the independent auditors. For the other entities included in the financial statements, which have been audited by the other auditors, such other auditors remain responsible for the direction, supervision and performance of the audits carried out by them. We remain solely responsible for our audit opinion.
17. We communicate with those charged with governance regarding, among other matters, the planned scope and timing of the audit and significant audit findings, including any significant deficiencies in internal control that we identify during our audit.
  18. We also provide those charged with governance with a statement that we have complied with relevant ethical requirements regarding independence, and to communicate with them all relationships and other matters that may reasonably be thought to bear on our independence, and where applicable, related safeguards.
  19. From the matters communicated with those charged with governance, we determine those matters that were of most significance in the audit of the consolidated financial statements of the current period and are therefore the key audit matters. We describe these matters in our auditor's report unless law or regulation precludes public disclosure about the matter or when, in extremely rare circumstances, we determine that a matter should not be communicated in our report because the adverse consequences of doing so would reasonably be expected to outweigh the public interest benefits of such communication.

#### Other Matters

20. We have jointly audited with another auditor, the financial statements and other financial information of 2 subsidiaries, whose financial statement reflects (before adjustments for consolidation) total assets of ₹ 25,683.80 crores and net assets of ₹ 5,063.63 crores as at 31 March, 2020 total revenues of ₹ 5,883.70 crores, total net profit after tax of ₹ 649.97 crores, total comprehensive income of ₹ 793.35 crores, and cash flows (net) of ₹ 1,690.27 crores for the year ended on that date, as considered in the consolidated financial statements. For the purpose of our opinion on the consolidated financial statements, we have relied upon the work of such other auditor, to the extent of work performed by them.
21. We did not audit the financial statements of 77 subsidiaries and 1 joint operation (including 13 subsidiaries consolidated for the quarter and year ended 31 December, 2019 with a quarter lag and 1 joint operation consolidated for the year ended 31 December, 2019 with a quarter lag), whose financial statements reflects (before adjustments for consolidation) total assets of ₹ 33,288.34 crores and net assets of ₹ 2,594.87 crores as at 31 March, 2020 total revenues of ₹ 7,366.23 crores, and net cash flows (net) of ₹ 118.17 crores for the year ended on that date, as considered in the consolidated financial statements.

The consolidated financial statements also includes the Group's share of net loss after tax (including other comprehensive income) of ₹ 261.06 crores for the year ended 31 March, 2020 as considered in the consolidated financial statements in respect of 5 associates and 46 joint ventures (including 28 joint ventures consolidated for the year ended 31 December, 2019 with a quarter lag), whose financial statements have not been audited by us. These financial statements have been audited by other auditors whose audit reports have been furnished to us by the management, and our opinion on the consolidated financial statements, in so far as it relates to the amounts and disclosures included in respect of these subsidiaries, associates and joint ventures/operations, and our report in terms of sub-section (3) of Section 143 of the Act, in so far as it relates to the aforesaid subsidiaries, associates and joint ventures/operations, is based solely on the reports of the other auditors.

Further, of these subsidiaries/ joint operation/ associates/ joint ventures, 13 subsidiaries, 1 joint operations and 30 joint ventures, are located outside India, whose financial statements have been prepared in accordance with accounting principles generally accepted in their respective countries, and which have been audited by other auditors under generally accepted auditing standards applicable in their respective countries. The Holding Company's management has converted the financial statements of such subsidiaries/ joint operation/ joint ventures located outside India from accounting principles generally accepted in their respective countries to accounting principles generally accepted in India. We have audited these conversion adjustments made by the Holding Company's management. Our opinion on the consolidated financial statements, in so far as it relates to the balances and affairs of such subsidiaries, associates and joint ventures located outside India are based on the report of other auditors and the conversion adjustments prepared by the management of the Holding Company and audited by us.

Our opinion above on the consolidated financial statements, and our report on other legal and regulatory requirements below, are not modified in respect of the above matters with respect to our reliance on the work done by and the reports of the other auditors.

22. We did not audit the financial information of 12 subsidiaries (including 6 subsidiaries consolidated for the year ended 31 December 2019, with a quarter lag), which have not been audited whose financial information reflects (before adjustments for consolidation) total assets of ₹ 1,208.88 crores and net assets of ₹ 1,207.15 crores as at 31 March 2020, total revenues of ₹ 5.37 crores and cash flows (net) of ₹ (0.57) crores for the year ended on that date, as considered in the consolidated financial statements. The consolidated financial statements also include the Group's share of net loss (including other comprehensive income) of ₹ 1.67 crores for the year ended 31 March, 2020 as considered in the consolidated financial statements, in respect of 1 associates and 7 joint ventures (including 3 joint ventures consolidated for the year ended 31 December, 2019 with a quarter lag), whose financial information have not been audited by us. These financial information are unaudited and have been furnished to us by the management and our opinion on the consolidated financial statements and our report in terms of sub-section (3) of Section 143 of the Act in so far as it relates to the aforesaid subsidiaries, associates and joint ventures, are based solely on such unaudited financial information. In our opinion and according to the information and explanations given to us by the management, these financial information are not material to the Group.

Our opinion above on the consolidated financial statements, and our report on other legal and regulatory requirements below, are not



modified in respect of the above matter with respect to our reliance on the financial information certified by the management.

23. The consolidated financial statements of the Holding Company for the year ended 31 March 2019 were audited by the predecessor auditor, S. R. Batliboi & Associates LLP, who have expressed a qualified opinion on those consolidated financial statements vide their audit report dated 29 May, 2019.

#### Report on Other Legal and Regulatory Requirements

24. As required by section 197(16) of the Act, based on our audit and on the consideration of the reports of the other auditors, referred to in paragraph 21, on separate financial statements of the subsidiaries, associates, joint ventures, we report that the Holding Company, 25 subsidiary companies, 1 associate company and 11 joint venture companies covered under the Act paid remuneration to their respective directors during the year in accordance with the provisions of and limits laid down under section 197 read with Schedule V to the Act. Further, we report that the provisions of section 197 read with Schedule V to the Act are not applicable to 2 subsidiary companies, 4 associate companies and 2 joint venture companies covered under the Act, since none of these companies is a public company as defined under section 2(71) of the Act. Further, we report that 40 subsidiary companies, 1 associate company and 4 joint venture companies covered under the Act have not paid or provided for any managerial remuneration during the year. Accordingly, reporting under section 197(16) of the Act is not applicable in respect of such subsidiary companies/ associate companies/ joint venture companies. Further, as stated in paragraph 22, financial statements of 6 subsidiary companies, 1 associate companies and 2 joint venture companies covered under the Act are unaudited and have been furnished to us by the management, and as certified by the management, such companies have not paid or provided for any managerial remuneration during the year. Accordingly, reporting under section 197(16) of the Act is not applicable in respect of such subsidiary companies/ associate companies/ joint venture companies.
25. As required by Section 143 (3) of the Act, based on our audit and on the consideration of the report (s) of the other auditor (s) on separate financial statements and other financial information of the subsidiaries, associates and joint ventures, we report, to the extent applicable, that:
- we have sought and except for the matters described in the Basis for Qualified Opinion section, obtained all the information and explanations which to the best of our knowledge and belief were necessary for the purpose of our audit of the aforesaid consolidated financial statements;
  - in our opinion, proper books of account as required by law relating to preparation of the aforesaid consolidated financial statements have been kept so far as it appears from our examination of those books and the reports of the other auditors, except for the effects/possible effects of the matters described in paragraph 3 and paragraph 4 of the Basis for Qualified Opinion section with respect to the consolidated financial statements;
  - the consolidated financial statements dealt with by this report are in agreement with the relevant books of account maintained for the purpose of preparation of the consolidated financial statements;
  - except for the effects/possible effects of the matters described in the Basis for Qualified Opinion section, in our opinion, the

aforesaid consolidated financial statements comply with Ind AS specified under section 133 of the Act;

- the matters described in paragraph 6 of the Emphasis of Matters section, emphasis of matters reported in sr. no 6 of the Key audit matters section in paragraph 10 above and paragraph 3 of the Basis for Qualified Opinion section, in our opinion, may have an adverse effect on the functioning of the Group, its associates and joint ventures;
- on the basis of the written representations received from the directors of the Holding Company and taken on record by the Board of Directors of the Holding Company and the reports of the statutory auditors of its subsidiary companies, associate companies and joint venture companies covered under the Act, none of the directors of the Group companies, its associate companies and joint venture companies covered under the Act, are disqualified as on 31 March 2020 from being appointed as a director in terms of Section 164(2) of the Act;
- the qualifications relating to the maintenance of accounts and other matters connected therewith are as stated in paragraph 3 and paragraph 4 of the Basis for Qualified Opinion section;
- with respect to the adequacy of the internal financial controls with reference to financial statements of the Holding Company, and its subsidiary companies, associate companies and joint venture companies covered under the Act, and the operating effectiveness of such controls, refer to our separate report in 'Annexure A'; and
- with respect to the other matters to be included in the Auditor's Report in accordance with rule 11 of the Companies (Audit and Auditors) Rules, 2014 (as amended), in our opinion and to the best of our information and according to the explanations given to us and based on the consideration of the report of the other auditors on separate financial statements as also the other financial information of the subsidiaries, associates and joint ventures:
  - except for the effects/possible effects of the matters described in paragraph 3 and 4 of the Basis for Qualified Opinion section, the consolidated financial statements disclose the impact of pending litigations on the consolidated financial position of the Group, its associates and joint ventures as detailed in Note 8a, 8b, 41, 44, 45, 46, 47 and 48 to the consolidated financial statements;
  - except for the effects/possible effects of the matters described in paragraph 3 and 4 of the Basis for Qualified Opinion section, provision has been made in these consolidated financial statements, as required under the applicable law or Ind AS, for material foreseeable losses, on long-term contracts including derivative contracts, as detailed in note 2.3(u) to the consolidated financial statements;
  - there has been no delay in transferring amounts, required to be transferred, to the Investor Education and Protection Fund by the Holding Company, and its subsidiary companies, associate companies and joint venture companies during the year ended 31 March, 2020; and

- iv. the disclosure requirements relating to holdings as well as dealings in specified bank notes were applicable for the period from 8 November, 2016 to 30 December, 2016 which are not relevant to these consolidated financial statements. Hence, reporting under this clause is not applicable.

**For Walker Chandiok & Co LLP**

Chartered Accountants

Firm's Registration No.: 001076N/N500013

**Neeraj Sharma**

Partner

Membership No.: 502103

UDIN: 20502103AAAABK4842

Place: New Delhi

Date: July 30, 2020

## Annexure A

### Independent Auditor's Report on the internal financial controls with reference to financial statements under Clause (i) of Sub-section 3 of Section 143 of the Companies Act, 2013 ('the Act')

1. In conjunction with our audit of the consolidated financial statements of GMR Infrastructure Limited ('the Holding Company') and its subsidiaries (the Holding Company and its subsidiaries together referred to as 'the Group'), its associates and joint ventures as at and for the year ended 31 March 2020, we have audited the internal financial controls with reference to financial statements of the Holding Company, its subsidiary companies, its associate companies and joint venture companies, which are companies covered under the Act, as at that date.

#### Responsibilities of Management and Those Charged with Governance for Internal Financial Controls

2. The respective Board of Directors of the Holding Company, its subsidiary companies, its associate companies and joint venture companies, which are companies covered under the Act, are responsible for establishing and maintaining internal financial controls based on the internal financial controls with reference to financial statements criteria established by the Holding Company considering the essential components of internal control stated in the Guidance Note on Audit of Internal Financial Controls over Financial Reporting ('the Guidance Note') issued by the Institute of Chartered Accountants of India (the 'ICAI'). These responsibilities include the design, implementation and maintenance of adequate internal financial controls that were operating effectively for ensuring the orderly and efficient conduct of the Holding Company's business, including adherence to the Holding Company's policies, the safeguarding of its assets, the prevention and detection of frauds and errors, the accuracy and completeness of the accounting records, and the timely preparation of reliable financial information, as required under the Act.

#### Auditor's Responsibility for the Audit of the Internal Financial Controls with Reference to Financial Statements

3. Our responsibility is to express an opinion on the internal financial controls with reference to financial statements of the Holding Company, its subsidiary companies, its associate companies and joint venture companies, as aforesaid, based on our audit. We conducted our audit in accordance with the Standards on Auditing issued by the Institute of Chartered Accountants of India ('ICAI') prescribed under Section 143(10) of the Act, to the extent applicable to an audit of internal financial controls with reference to financial statements, and the Guidance Note on Audit of Internal Financial Controls Over Financial Reporting ('the Guidance Note') issued by the ICAI. Those Standards and the Guidance Note require that we comply with ethical requirements and plan and perform the audit to obtain reasonable assurance about whether adequate internal financial controls with reference to financial statements were established and maintained and if such controls operated effectively in all material respects.
4. Our audit involves performing procedures to obtain audit evidence about the adequacy of the internal financial controls with reference to financial statements and their operating effectiveness. Our audit of internal financial controls with reference to financial statements includes obtaining an understanding of such internal financial controls, assessing the risk that a material weakness exists, and testing and evaluating the design and operating effectiveness of internal control based on the assessed risk. The procedures selected depend on the auditor's judgement, including the assessment of the risks of material misstatement of the financial statements, whether due to fraud or error.
5. We believe that the audit evidence we have obtained and the audit evidence obtained by the other auditors in terms of their reports referred to in the Other Matters paragraph below, is sufficient and appropriate to provide a basis for our audit opinion on the internal financial controls with reference to financial statements of the Holding Company, its subsidiary companies, its associate companies and joint venture companies as aforesaid.

#### Meaning of Internal Financial Controls with Reference to Financial Statements

6. A company's internal financial controls with reference to financial statements is a process designed to provide reasonable assurance regarding the reliability of financial reporting and the preparation of financial statements for external purposes in accordance with generally accepted accounting principles. A company's internal financial controls with reference to financial statements include those policies and procedures that (1) pertain to the maintenance of records that, in reasonable detail, accurately and fairly reflect the transactions and dispositions of the assets of the company; (2) provide reasonable assurance that transactions are recorded as necessary to permit preparation of financial statements in accordance with generally accepted accounting principles, and that receipts and expenditures of the company are being made only in accordance with authorisations of management and directors of the company; and (3) provide reasonable assurance regarding prevention or timely detection of unauthorised acquisition, use, or disposition of the company's assets that could have a material effect on the financial statements.

#### Inherent Limitations of Internal Financial Controls with Reference to Financial Statements

7. Because of the inherent limitations of internal financial controls with reference to financial statements, including the possibility of collusion or improper management override of controls, material misstatements due to error or fraud may occur and not be detected. Also, projections of any evaluation

of the internal financial controls with reference to financial statements to future periods are subject to the risk that the internal financial controls with reference to financial statements may become inadequate because of changes in conditions, or that the degree of compliance with the policies or procedures may deteriorate.

**Qualified opinion**

8. According to the information and explanations given to us and based on our audit and consideration of the report of the other auditors on internal financial controls with reference to financial statements of subsidiaries, joint venture and associate companies, the following material weakness has been identified in the operating effectiveness of the internal financial controls with reference to financial statements of the Holding Company and its joint venture company as at 31 March 2020:

The Holding Company's internal control system towards estimating the carrying value of investments in certain joint ventures and associates as more fully explained in note 8b(13)(ii) to the consolidated financial statements were not operating effectively due to uncertainties in the judgments and assumptions made by the Holding Company in such estimations, which could result in the Group not providing for adjustment, if any, that may be required to the carrying values of investments and further provisions, if any, required to be made for the obligations on behalf of those entities and its consequential impact on the accompanying financial statements.

The report on internal financial controls with reference to financial statements of a joint venture company, GMR Energy Limited, is also qualified with respect to the above matter, issued by an independent firm of Chartered Accountants vide its report dated 18 June 2020.

9. A 'material weakness' is a deficiency, or a combination of deficiencies, in internal financial controls with reference to financial statements, such that there is a reasonable possibility that a material misstatement of the Holding Company's annual or interim financial statements will not be prevented or detected on a timely basis.
10. In our opinion and based on the consideration of the reports of the other auditors on internal financial controls with reference to financial statements of the subsidiary companies, associate companies and joint venture companies, the Holding Company, its subsidiary companies, associate companies and joint venture companies which are companies covered under the Act, have, in all material respects, adequate internal financial controls with reference to financial statements as at 31 March 2020, based on the internal financial controls with reference to financial statements criteria established by the Holding Company considering the essential components of internal control stated in the Guidance Note issued by the ICAI, and except for the effects/possible effects of the material weaknesses described above on the achievement of the objectives of the control criteria, such internal financial controls with reference to financial statements were operating effectively as at 31 March 2020.

We have considered the material weaknesses identified and reported above in determining the nature, timing, and extent of audit tests applied in our audit of the Consolidate financial statements of the Group as at and for the year ended 31 March 2020, and the material weaknesses have affected our opinion on the consolidated financial statements of the Group and we have issued a qualified opinion on the Consolidated financial statements.

**Other Matters**

11. We have jointly audited with another auditor, the financial statements and other financial information of 2 subsidiaries, whose financial statement reflects (before adjustments for consolidation) total assets of ₹ 25,683.80 crores and net assets of ₹ 5,063.63 crores as at 31 March 2020, total revenues of ₹ 5,883.70 crores, and cash flows (net) amounting to ₹ 1,690.27 crores for the year ended on that date, as considered in the consolidated financial statements. For the purpose of our opinion on the adequacy and operating effectiveness of the internal financial controls with reference to financial statements for the Holding Company, its subsidiary companies, its associate companies and joint venture companies, as aforesaid, under Section 143(3) (i) of the Act in so far as it relates to such subsidiary companies, we have relied upon the work of such other auditor, to the extent of work performed by them.
12. We did not audit the internal financial controls with reference to financial statements in so far as it relates to 64 subsidiary companies, which are companies covered under the Act, whose financial statements reflect total assets of ₹ 22,007.34 crores and net assets of ₹ 2,716.91 as at 31 March 2020, total revenues of ₹ 5,876.49 crores and cash flows (net) amounting to ₹ 123.12 crores for the year ended on that date, as considered in the consolidated financial statements. The consolidated financial statements also include the Group's share of net loss (including other comprehensive income) of ₹ 446.38 crores for the year ended 31 March 2020, in respect of 5 associate companies and 16 joint venture companies, which are companies covered under the Act, whose internal financial controls with reference to financial statements have not been audited by us. The internal financial controls with reference to financial statements in so far as it relates to such subsidiary companies, associate companies and joint venture companies have been audited by other auditors whose reports have been furnished to us by the management and our report on the adequacy and operating effectiveness of the internal financial controls with reference to financial statements for the Holding Company, its subsidiary companies, its associate companies and

joint venture companies, as aforesaid, under Section 143(3)(i) of the Act in so far as it relates to such subsidiary companies, associate companies and joint venture companies is based solely on the reports of the auditors of such companies. Our opinion is not modified in respect of this matter with respect to our reliance on the work done by and on the reports of the other auditors.

13. We did not audit the internal financial controls with reference to financial information in so far as it relates to 6 subsidiaries, which are companies covered under the Act, whose financial information reflect total assets of ₹ 13.36 crores and net assets of ₹ 13.22 as at 31 March 2020, total revenues of ₹ 0.01 crores and cash flows (net) amounting to ₹ (0.03) crores for the year ended on that date; and 1 associate companies and 2 joint venture companies, which are companies covered under the Act, in respect of which, the Group's share of net profit (including other comprehensive income) of ₹ 2.41 crores for the year ended 31 March 2020 has been considered in the consolidated financial statements. The internal financial controls with reference to financial information of these subsidiary companies, joint venture companies and associate companies, which are companies covered under the Act, are unaudited and our opinion under Section 143(3)(i) of the Act insofar as it relates to the aforesaid subsidiaries, associates and joint venture companies, which are companies covered under the Act, is solely based on the corresponding internal financial controls with reference to financial information reports certified by the management of such companies. In our opinion and according to the information and explanations given to us by the management, these financial information are not material to the Group. Our report on adequacy and operating effectiveness of the internal financial controls with reference to consolidated financial statements of the Group does not include the internal financial controls with reference to financial information assessment in respect of the aforesaid companies. Our opinion is not modified in respect of the above matter with respect to our reliance on the internal financial controls with reference to financial information reports certified by the management.

**For Walker Chandio & Co LLP**

Chartered Accountants

Firm's Registration No.: 001076N/N500013

**Neeraj Sharma**

Partner

Membership No. 502103

UDIN: 20502103AAAABK4842

Place: New Delhi

Date: 30 July 2020

## Consolidated Balance sheet as at March 31, 2020

	Notes	March 31, 2020 (₹ in crore)	March 31, 2019 (₹ in crore)
<b>Assets</b>			
<b>Non-current assets</b>			
Property, plant and equipment	3	9,379.68	9,614.42
Right of use asset	4	106.19	-
Capital work-in-progress	3	3,809.02	857.03
Investment property	5	3,491.28	3,139.79
Goodwill on consolidation	6	436.68	458.56
Other intangible assets	7	2,763.67	2,867.05
Intangible assets under development		2.45	1.25
Investments accounted for using equity method	8a, 8b	7,012.75	7,659.94
<b>Financial assets</b>			
Investments	8c	147.39	105.13
Trade receivables	9	109.86	109.22
Loans	10	447.73	276.83
Other financial assets	11	3,090.19	2,000.45
Non-current tax assets (net)		275.62	293.99
Deferred tax assets (net)	37	654.78	342.65
Other non-current assets	12	2,420.60	1,771.99
		<b>34,147.89</b>	<b>29,498.30</b>
<b>Current assets</b>			
Inventories	13	190.53	112.57
<b>Financial assets</b>			
Investments	14	2,959.12	2,350.34
Trade receivables	9	1,423.84	1,447.37
Cash and cash equivalents	15	2,859.43	918.66
Bank balances other than cash and cash equivalents	15	1,589.34	710.99
Loans	10	916.98	109.78
Other financial assets	11	1,601.88	4,722.83
Other current assets	12	776.06	253.84
		12,317.18	10,626.38
Assets classified as held for sale	36	61.73	28.91
		<b>12,378.91</b>	<b>10,655.29</b>
<b>Total assets</b>		<b>46,526.80</b>	<b>40,153.59</b>
<b>Equity and liabilities</b>			
<b>Equity</b>			
Equity share capital	16	603.59	603.59
Other equity	17	(3,062.28)	(1,056.72)
Equity attributable to the equity holders of the Company		(2,458.69)	(453.13)
Non-controlling interests		2,674.58	1,695.02
<b>Total equity</b>		<b>215.89</b>	<b>1,241.89</b>
<b>Liabilities</b>			
<b>Non-current liabilities</b>			
<b>Financial liabilities</b>			
Borrowings	18	26,521.90	21,663.81
Lease liabilities		105.24	-
Other financial liabilities	20	747.26	722.19
Provisions	21	105.83	123.33
Deferred tax liabilities (net)	37	225.04	78.11
Other non-current liabilities	22	2,004.52	2,079.46
		<b>29,709.79</b>	<b>24,666.90</b>
<b>Current liabilities</b>			
<b>Financial liabilities</b>			
Borrowings	23	1,630.87	2,364.99
Trade payables	19	2,261.51	1,946.29
Lease liabilities		10.13	-
Other current financial liabilities	20	10,289.49	7,443.44
Provisions	21	968.45	1,052.62
Other current liabilities	22	1,327.46	1,312.57
Current tax liabilities (net)		41.71	64.81
		<b>16,529.62</b>	<b>14,184.72</b>
Liabilities directly associated with assets classified as held for sale	36	71.50	60.08
		<b>16,601.12</b>	<b>14,244.80</b>
<b>Total liabilities</b>		<b>46,310.91</b>	<b>38,911.70</b>
<b>Total equity and liabilities</b>		<b>46,526.80</b>	<b>40,153.59</b>
Summary of significant accounting policies	2.3		

The accompanying notes are an integral part of the consolidated financial statements

This is the consolidated balance sheet referred to in our report of even date

**For Walker Chandiook & Co LLP**

Chartered Accountants

Firm Registration No : 001076N/N500013

**Neeraj Sharma**

Partner

Membership number: 502103

**For and on behalf of the Board of Directors of**

**GMR Infrastructure Limited**

**G M Rao**

Chairman

DIN: 00574243

**Saurabh Chawla**

Chief Financial Officer

Place: New Delhi

Date: July 30, 2020

**Grandhi Kiran Kumar**

Managing Director & Chief Executive Officer

DIN: 00061669

**Venkat Ramana Tangirala**

Company Secretary

Membership number: A13979

## Consolidated statement of profit and loss for the year ended March 31, 2020

	Notes	March 31, 2020 (₹ in crore)	March 31, 2019 (₹ in crore)
<b>Continuing operations</b>			
<b>Income</b>			
<b>Revenue from operations</b>			
Revenue from contracts with customers	24	7,515.24	7,113.11
Other operating income	25	879.69	297.69
Finance income	26	160.61	165.16
Other income	27	666.59	708.76
<b>Total income</b>		<b>9,222.13</b>	<b>8,284.72</b>
<b>Expenses</b>			
Revenue share paid / payable to concessionaire grantors		2,037.19	1,764.75
Cost of material consumed	28	434.85	504.27
Purchase of traded goods	29	830.45	606.08
(Increase)/ decrease in stock in trade	30	(15.63)	1.82
Sub-contracting expenses		297.36	406.51
Employee benefit expenses	31	831.21	759.88
Other expenses	32	1,511.55	1,826.94
Depreciation and amortisation expenses	33	1,064.25	983.96
Finance costs	34	3,545.07	2,684.15
<b>Total expenses</b>		<b>10,536.30</b>	<b>9,538.36</b>
<b>Loss before share of net loss of investments accounted for using equity method, exceptional items and tax from continuing operations</b>		<b>(1,314.17)</b>	<b>(1,253.64)</b>
Share of net loss of investments accounted for using the equity method (net)		(288.33)	(87.89)
<b>Loss before exceptional items and tax from continuing operations</b>		<b>(1,602.50)</b>	<b>(1,341.53)</b>
<b>Exceptional items</b>			
Loss on impairment of investments accounted for using the equity method (net)		(680.91)	(2,212.30)
<b>Loss before tax from continuing operations</b>		<b>(2,283.41)</b>	<b>(3,553.83)</b>
<b>Tax expenses of continuing operations</b>			
Current tax	37	155.44	223.52
Adjustments of tax relating to earlier periods	37	(3.82)	0.44
Deferred tax credit	37	(236.54)	(311.38)
<b>Loss after tax from continuing operations</b>		<b>(2,198.49)</b>	<b>(3,466.41)</b>
<b>Discontinued operations</b>			
(Loss) / profit from discontinued operations before tax expenses	36	(3.70)	117.84
<b>Tax expense of discontinued operations</b>			
Current tax	37	-	7.32
Adjustments of tax relating to earlier periods	37	-	0.41
Deferred tax credit	37	-	(0.01)
<b>(Loss)/profit after tax from discontinued operations</b>		<b>(3.70)</b>	<b>110.12</b>
<b>Loss for the year (A)</b>		<b>(2,202.19)</b>	<b>(3,356.29)</b>
<b>Other comprehensive income</b>			
<b>Other comprehensive income to be reclassified to profit or loss in subsequent periods:</b>			
Exchange differences on translation of foreign operations		(123.14)	163.30
Income tax effect		-	-
		<b>(123.14)</b>	<b>163.30</b>

## Consolidated statement of profit and loss for the year ended March 31, 2020

	Notes	March 31, 2020 (₹ in crore)	March 31, 2019 (₹ in crore)
Net movement on cash flow hedges		225.16	27.41
Income tax		72.30	14.73
<b>Total</b>		<b>152.86</b>	<b>12.68</b>
<b>Net other comprehensive income to be reclassified to profit or loss in subsequent periods</b>		<b>29.72</b>	<b>175.98</b>
<b>Other comprehensive income not to be reclassified to profit or loss in subsequent periods:</b>			
Re-measurement gains / (losses) on post employment defined benefit plans		(6.53)	(2.70)
Income tax effect		(0.96)	(0.35)
<b>Net other comprehensive income not to be reclassified to profit or loss in subsequent periods</b>		<b>(5.57)</b>	<b>(2.35)</b>
<b>Other comprehensive income for the year, net of tax (B)</b>		<b>24.15</b>	<b>173.63</b>
<b>Loss for the year</b>			
		<b>(2,202.19)</b>	<b>(3,356.29)</b>
Attributable to			
a) Equity holders of the parent		(2,429.38)	(3,580.58)
b) Non controlling interests		227.19	224.29
<b>Other comprehensive income for the year</b>		<b>24.15</b>	<b>173.63</b>
Attributable to			
a) Equity holders of the parent		(31.72)	160.29
b) Non controlling interests		55.87	13.34
<b>Total comprehensive income for the year (A+B)</b>		<b>(2,178.04)</b>	<b>(3,182.66)</b>
Attributable to			
a) Equity holders of the parent		(2,461.10)	(3,420.29)
b) Non controlling interests		283.06	237.63
Earnings per equity share (₹) from continuing operations			
Basic and diluted, computed on the basis of profit from continuing operations attributable to equity holders of the parent (per equity share of ₹ 1 each)	35	(4.02)	(6.14)
Earnings per equity share (₹) from discontinued operations Basic and diluted, computed on the basis of profit from discontinued operations attributable to equity holders of the parent (per equity share of ₹ 1 each)	35	(0.01)	0.19
Earnings per equity share (₹) from continuing and discontinued operations Basic and diluted, computed on the basis of profit attributable to equity holders of the parent (per equity share of ₹ 1 each)	35	(4.03)	(5.95)
Summary of significant accounting policies	2.3		

The accompanying notes are an integral part of the consolidated financial statements

This is the consolidated statement of profit and loss referred to in our report of even date

**For Walker Chandiook & Co LLP**  
Chartered Accountants  
Firm Registration No : 001076N/N500013

**For and on behalf of the Board of Directors of  
GMR Infrastructure Limited**

**Neeraj Sharma**  
Partner  
Membership number: 502103

**G M Rao**  
Chairman  
DIN: 00574243

**Grandhi Kiran Kumar**  
Managing Director & Chief  
Executive Officer  
DIN: 00061669

**Saurabh Chawla**  
Chief Financial Officer

**Venkat Ramana Tangirala**  
Company Secretary  
Membership number: A13979

Place: New Delhi  
Date: July 30, 2020

Place: New Delhi  
Date: July 30, 2020



## Consolidated statement of changes in equity for the year ended March 31, 2020

	Attributable to the equity holders											Total Tolling & interest (refer note 39)				
	Equity share capital (refer note 16)	Equity component of preference shares (refer note 17)	Equity component of Optionally Convertible Debentures (OCDD) (refer note 17)	Treasury shares (refer note 17)	Securities premium (refer note 17)	Debiture redemption reserve (refer note 17)	Capital reserve on consolidation (refer note 17)	Capital reserve on acquisition (refer note 17)	Capital reserve on government grant (refer note 17)	Capital reserve on forfeiture (refer note 17)	Foreign currency translation difference (refer note 17)		Special Reserve plus 45% of Reserve bank of India (RBI) Act (refer note 17)	Retained earnings (refer note 17)	Foreign Currency Translation Reserve (refer note 17)	Items of OCI Cash Flow Hedge Reserve (refer note 17)
<b>For the year ended March 31, 2020</b>																
<b>As at April 01, 2019</b>	603.59	-	45.92	(101.54)	10,010.98	187.42	(162.27)	3.41	63.45	141.75	(68.31)	66.59	(11,345.78)	84.24	17.42	1,695.02
Profit/ (loss) for the year	-	-	-	-	-	-	-	-	-	-	-	(2,429.38)	-	-	-	272.19
Other comprehensive income	-	-	-	-	-	-	-	-	-	-	(4.26)	-	(2,429.38)	-	-	272.19
<b>Total comprehensive income</b>	-	-	-	-	-	-	-	-	-	-	(4.26)	-	(2,429.38)	-	-	272.19
Exchange difference on foreign currency convertible bond (FCCB) recognised during the year	-	-	-	-	-	-	-	-	-	-	(95.40)	-	(13,779.42)	(40.85)	97.63	55.87
FCMTR amortisation during the year	-	-	-	-	-	-	-	-	-	-	15.31	-	-	-	-	24.15
Adjustment of put option obligation for purchase of minority shareholding of GMR Airports Limited (GAL)	-	-	-	-	-	-	-	-	-	-	-	-	996.20	-	-	996.20
Adjustment of receivables shown under current financial assets (refer note 45)(vi))	-	-	-	-	-	-	-	-	-	-	-	(3,560.00)	-	-	-	(3,560.00)
Adjustment on account of transaction between shareholders (refer note 45)(vii))	-	-	-	-	-	-	-	-	-	-	-	3,463.60	-	-	-	3,463.60
Buy back of Treasury shares (refer note 48(i))	-	-	-	101.54	-	-	-	-	-	-	-	(72.00)	-	-	-	29.54
Amount transferred from the consolidated statement of profit and loss	-	-	-	-	-	-	-	-	-	-	-	20.51	(20.51)	-	-	-
Transferred from Debenture Redemption Reserve	-	-	-	-	-	(353.24)	-	-	-	-	-	-	353.24	-	-	-
Adjustment on merger of subsidiaries (refer note 47)(i))	-	-	-	-	-	-	-	-	-	-	-	(746.24)	-	-	-	257.38
Preference share dividend declared by a subsidiary	-	-	-	-	-	-	-	-	-	-	-	-	-	-	-	(50.34)
Dividend distribution tax on dividend declared by subsidiaries	-	-	-	-	-	-	-	-	-	-	-	(19.47)	-	-	-	(77.9)
<b>As at March 31, 2020</b>	603.59	-	45.92	(101.54)	10,010.98	152.08	(162.27)	3.41	63.45	141.75	(248.40)	87.10	(13,230.50)	(40.85)	115.05	2,674.58
<b>For the year ended March 31, 2019</b>																
<b>As at April 01, 2018</b>	603.59	373.15	-	(101.54)	11,115.80	181.32	(162.07)	3.41	67.41	141.75	40.40	70.46	(8,450.83)	(70.92)	6.41	1,826.47
Profit/ (loss) for the year	-	-	-	-	-	-	-	-	-	-	-	(3,580.58)	-	-	-	224.29
Other comprehensive income	-	-	-	-	-	-	-	-	-	-	(2.35)	-	(3,580.58)	-	-	224.29
<b>Total comprehensive income</b>	-	-	-	-	-	-	-	-	-	-	(2.35)	-	(3,580.58)	-	-	224.29
Exchange difference on foreign currency convertible bond (FCCB) recognised during the year	-	-	-	-	-	-	-	-	-	-	(114.50)	-	(2,033.76)	84.24	13.89	2,064.09
FCMTR amortisation during the year	-	-	-	-	-	-	-	-	-	-	5.79	-	-	-	-	5.79
Purchase of CCPS A of GAL held by non controlling shareholders (refer note 45)(viii))	-	(373.15)	-	-	(1,104.82)	-	(0.20)	(3.36)	-	-	-	(3.87)	(2,512.1)	-	3.53	173.69
Put option obligation for purchase of minority shareholding of GAL (refer note 45)(viii))	-	-	-	-	-	-	-	-	-	-	-	(996.20)	-	-	-	(996.20)
Sale of shares shown as receivable under current financial assets (refer note 45)(viii))	-	-	-	-	-	-	-	-	-	-	-	3,613.08	-	-	-	3,613.08
Acquisition of additional stake in subsidiary company	-	-	-	-	-	-	-	-	-	-	-	25.19	-	-	-	(84.94)
Equity component recognised on Optionally Convertible Debentures and loss	-	-	45.92	-	-	38.44	-	-	-	-	-	-	(38.44)	-	-	-
Transferred from Debenture Redemption Reserve	-	-	-	-	-	(323.24)	-	-	-	-	-	-	323.24	-	-	-
Adjustment on account of dilution of stake in APPT	-	-	-	-	-	-	-	-	-	-	-	-	(0.83)	-	-	0.83
Adjustment on account of Change in useful life of PPE due to AERA order	-	-	-	-	-	-	-	-	-	-	-	-	(274.6)	-	-	(16.77)
Adjustment due to application of Ind AS 115 'Revenue from contracts with customers'	-	-	-	-	-	-	-	-	-	-	-	-	(100.56)	-	-	(2.66)
Adjustment on merger of subsidiaries (refer note 47)(ii))	-	-	-	-	-	-	-	-	-	-	-	-	366.93	-	-	(366.93)
Preference share dividend declared by a subsidiary	-	-	-	-	-	-	-	-	-	-	-	-	-	-	-	(59.97)
Dividend distribution tax on dividend declared by subsidiaries	-	-	-	-	-	-	-	-	-	-	-	(24.86)	-	-	-	(12.32)
<b>As at March 31, 2019 (restated - refer note 47)(ii))</b>	603.59	-	45.92	(101.54)	10,010.98	187.42	(162.27)	3.41	63.45	141.75	(68.31)	66.59	(11,345.78)	84.24	17.42	1,695.02

2.3

Summary of significant accounting policies

The accompanying notes are an integral part of the consolidated financial statements

This is the consolidated statement of changes in equity referred to in our report of even date

**For Walker Chandiook & Co LLP**  
Chartered Accountants  
Firm Registration No : 001076N/M500013

**For and on behalf of the Board of Directors of GMR Infrastructure Limited**

**Neeraj Sharma**  
Partner  
Membership number: 502103

**G M Rao**  
Chairman  
DIN: 00574243  
**Saurabh Chawla**  
Chief Financial Officer

**Grandhi Kiran Kumar**  
Managing Director & Chief Executive Officer  
DIN: 00061669

**Venkat Ramana Tangirala**  
Company Secretary  
Membership number: A13979

Place: New Delhi  
Date: July 30, 2020

## Consolidated statement of cash flows for the year ended March 31, 2020

	March 31, 2020 (₹ in crore)	March 31, 2019 (₹ in crore)
<b>CASH FLOW FROM OPERATING ACTIVITIES</b>		
Loss from continuing operations before tax expenses	(2,283.41)	(3,553.83)
(Loss)/ profit from discontinued operations before tax expenses	(3.70)	117.84
Loss before tax expenses	<b>(2,287.11)</b>	<b>(3,435.99)</b>
<b>Adjustments to reconcile loss before tax to net cash flows;</b>		
Depreciation of property, plant and equipment, investment property and amortization of intangible assets	1,064.25	985.13
Income from government grant	(5.28)	(5.26)
Adjustments to the carrying value of investments/ gain on fair value of investment	0.04	4.82
Provisions no longer required, written back	(111.73)	(68.45)
Profit on sale / dilution of subsidiaries / joint ventures / associates	-	(124.64)
Loss on impairment of assets in subsidiaries / joint venture's and associates (net)	680.91	2,212.30
Unrealised exchange (gains) / losses	(104.58)	99.54
Property, plant and equipment written off / (profit) on sale of property, plant and equipment (net)	1.90	(10.35)
Provision / write off of doubtful advances and trade receivables	29.06	184.14
(Reversal) /Provision for upfront loss on long term construction cost	(95.05)	109.86
Interest expenses on financial liability carried at amortised cost	93.42	66.63
Deferred income on financial liabilities carried at amortized cost	(107.76)	(128.59)
Net gain on sale or fair valuation of investments	(64.30)	(184.72)
Finance costs	3,545.07	2,687.82
Finance income	(404.66)	(536.54)
Gain on fair valuation of derivative instrument	(0.99)	(1.78)
Share of loss of associates and joint ventures (net)	288.33	87.89
<b>Operating profit before working capital changes</b>	<b>2,521.52</b>	<b>1,941.81</b>
<b>Movements in working capital :</b>		
Increase/ (decrease) in trade payables and financial/other liabilities and provisions	469.33	356.80
(Decrease)/ increase in non-current/current financial and other assets	(1,453.87)	22.87
<b>Cash generated from operations</b>	<b>1,536.98</b>	<b>2,321.48</b>
Direct taxes paid (net)	(161.13)	(269.21)
<b>Net cash flow from operating activities (A)</b>	<b>1,375.85</b>	<b>2,052.27</b>
<b>CASH FLOW FROM INVESTING ACTIVITIES</b>		
Purchase of property, plant and equipment, investment property, intangible assets and cost incurred towards such assets under construction / development (net)	(2,912.09)	(2,847.06)
Proceeds from sale of property, plant and equipment's and intangible assets	26.32	12.58
Payments for (acquisition) / proceeds from sale of stake in subsidiaries / JV's	(234.41)	466.91
Loans (given to) / repaid by related parties	(964.93)	246.64
Loans repaid by / (given to) employees/others	0.18	(8.71)
(Payments for purchase)/proceeds from sale of investments	(769.88)	1,873.76
Consideration received /(paid) on disposal /acquisition of joint ventures/associates/subsidiaries	4,014.20	(3,637.57)
Movement in investments in bank deposits (net) (having original maturity of more than three months)	(614.25)	(421.49)
Dividend received from associates and joint ventures	123.37	218.41
Finance income received	341.89	491.51
<b>Net cash used in investing activities (B)</b>	<b>(989.60)</b>	<b>(3,605.02)</b>
<b>CASH FLOW FROM FINANCING ACTIVITIES</b>		
Proceeds from borrowings	9,307.85	4,934.10
Repayment of borrowings	(4,144.82)	(1,594.48)
Repayment of lease liability principal	(6.53)	-
Repayment of lease liability interest	(10.51)	-
Finance costs paid	(3,451.66)	(2,426.68)
Dividend paid	(50.34)	(59.97)
Dividend distribution taxes paid	(27.28)	(37.17)
<b>Net cash flow from financing activities (C)</b>	<b>1,616.71</b>	<b>815.80</b>

## Consolidated statement of cash flows for the year ended March 31, 2020

	March 31, 2020 (₹ in crore)	March 31, 2019 (₹ in crore)
Net increase/(decrease) in cash and cash equivalents (A + B + C)	2,002.96	(736.95)
Cash and cash equivalents as at beginning of the period	913.02	1,649.58
Effect of cash and cash equivalents on account of stake disposal of entities during the period	-	(5.43)
Effect of exchange difference on cash and cash equivalents held in foreign currency	2.29	5.82
<b>Cash and cash equivalents as at the end of the period</b>	<b>2,918.27</b>	<b>913.02</b>
<b>COMPONENTS OF CASH AND CASH EQUIVALENTS</b>		
Balances with banks:		
- On current accounts	595.60	239.83
Deposits with original maturity of less than three months	2,261.70	670.28
Cheques / drafts on hand	-	1.74
Cash on hand	2.13	6.81
Cash at bank and short term deposits attributable to entities held for sale	58.84	0.59
Less: Bank overdraft	-	(6.23)
<b>Total cash and cash equivalents as at the end of the period</b>	<b>2,918.27</b>	<b>913.02</b>

Summary of significant accounting policies

2.3

The accompanying notes are an integral part of the consolidated financial statements

This is the consolidated statement of cash flows referred to in our report of even date

**For Walker Chandio & Co LLP**  
Chartered Accountants  
Firm Registration No : 001076N/N500013

**For and on behalf of the Board of Directors of  
GMR Infrastructure Limited**

**Neeraj Sharma**  
Partner  
Membership number: 502103

**G M Rao**  
Chairman  
DIN: 00574243

**Grandhi Kiran Kumar**  
Managing Director & Chief  
Executive Officer  
DIN: 00061669

**Saurabh Chawla**  
Chief Financial Officer

**Venkat Ramana Tangirala**  
Company Secretary  
Membership number: A13979

Place: New Delhi  
Date: July 30, 2020

Place: New Delhi  
Date: July 30, 2020

## Notes to the consolidated financial statements for the year ended March 31, 2020

### 1. Corporate information

GMR Infrastructure Limited ('GIL' or 'the Company') is a public limited company domiciled and incorporated in India under the Indian Companies Act, 1956. The registered office of the Company is Naman Centre, 7th Floor, opposite Dena Bank, Plot No.C-31 G Block, Bandra Kurla Complex, Bandra (East), Mumbai 400051, India.

The Company and its subsidiaries, associates, joint ventures and jointly controlled operations (hereinafter collectively referred to as 'the Group') are mainly engaged in development, maintenance and operation of airports, generation of power, coal mining and exploration activities, development of highways, development, maintenance and operation of special economic zones, and construction business including Engineering, Procurement and Construction ('EPC') contracting activities.

#### Airport sector

Certain entities of the Group are engaged in development, maintenance and operation of airport infrastructure such as greenfield international airports at Hyderabad and Goa and modernisation, maintenance and operation of international airports at Delhi and Cebu on build, own, operate and transfer basis.

#### Power sector

Certain entities of the Group are involved in the generation of power. These are separate Special Purpose Vehicles ('SPV') which have entered into Power Purchase Agreements ('PPA') with the electricity distribution companies of the respective state governments / other government authorities (either on the basis of Memorandum of Understanding or through a bid process) or short-term power supply agreements to generate and sell power directly to consumers as a merchant plant. Certain entities of the Group are involved in the coal mining and exploration activities and the Group is also involved in energy and coal trading activities through its subsidiaries.

#### Development of Highways

Certain entities of the Group are engaged in development of highways on build, operate and transfer model on annuity or toll basis. These are SPVs which have entered into concessionaire agreements with National Highways Authority of India ('NHAI') or the respective state governments for carrying out these projects.

#### Construction business

Certain entities of the Group are in the business of construction including as an EPC contractor. These entities are engaged in handling of EPC solution in the infrastructure sector.

#### Others

Entities of the Group which cover all residual activities of the Group that include special economic zones, operations of hotels, investment activities and management / technical consultancy.

Other explanatory information to the consolidated financial statement comprises of notes to the financial statements for the year ended March 31, 2020. The consolidated financial statements were approved by the Board of Directors and authorised for issue in accordance with a resolution of the directors on July 30, 2020.

#### 1.1 Going concern

The Group has incurred losses primarily on account of losses in the energy and highway sector as detailed in notes 8, 46(i), and 46(ii) with a consequent erosion of its net worth, delay in debt and interest servicing and lower credit ratings for some of its borrowings. Management is taking various initiatives including monetization of assets, sale of stake in certain assets, raising finances from financial institutions and strategic investors, refinancing of existing debt and other strategic initiatives to address the repayment of borrowings and debt. Pursuant to such initiatives the Group had divested its stake in certain assets in the highway sector and 30% stake in selected portfolio in energy assets over the last few years from 2016 onwards. Further as detailed in note 45(xvii), the management has signed a share subscription and share purchase agreement with Aeroport De Paris SA (ADP) and divest equity stake of 49% (for an equity consideration of ₹ 9,813.00 crore) in GAL on a fully diluted basis. The amount was received in two tranches, the first tranche of ₹ 5,248.00 crore was closed as of February 26, 2020 and the same has been primarily used to repay debt obligations and the second tranche of ₹ 4,565.00 crore closed subsequent to the balance sheet date on July 7, 2020. The money received in second tranche will primarily be used in servicing the debt which will help deleverage the Group further and result in improved cash flows and profitability and net worth of the Group will improve significantly. Further, the Group has received favourable orders on various ongoing matters in energy, highway and DFCC which involve significant value of claims. Management is confident that this will further improve cash flows and profitability. The details of such claims have been enumerated below: -

## Notes to the consolidated financial statements for the year ended March 31, 2020

- a) GCORR has received award of ₹ 341.00 crore plus interest (in case of delay in payment) against Government of Tamil Nadu ('GOTN') which is challenged by GOTN in Madras High Court.
- b) GHVEPL has received award for arbitration for compensation for Change in Law on account of bifurcation of state of Andhra Pradesh and change in policies as detailed in note 46(ii). While Change in Law is upheld, amount of compensation is to be calculated by a committee. GHVEPL has raised a claim of ₹ 1,341.00 crore plus interest up to March 31, 2019.
- c) GACEPL arbitration is concluded and award is in the process of being adjudicated. GACEPL has raised a claim of ₹ 561.00 crore plus interest.
- d) In case of DFCC, there are various claims under various heads which has been either agreed by DFCCIL or Group has got the award through Dispute Adjudication Board (DAB). Total amount of claim is approximately ₹ 306.00 crore which will be received progressively based on the work to be carried out.
- e) Group have also raised a claim of ₹ 378.00 crore on DFCCIL under Change in Law on account of Mining Ban in the state of UP. Though DAB has given award in Group's favor but DFCCIL has not accepted and arbitration is invoked which is under process.

### 2. Significant accounting policies

The significant accounting policies applied by the Group in the preparation of its consolidated financial statements are listed below. Such accounting policies have been applied consistently to all the periods presented in these consolidated financial statements, unless otherwise indicated.

#### 2.1. Basis of Consolidation

The consolidated financial statements have been prepared in accordance with Indian Accounting Standards (Ind AS) notified under the Companies (Indian Accounting Standards) Rules, 2015 (as amended from time to time).

The consolidated financial statements have been prepared on a historical cost basis, except for certain financial assets and liabilities (refer accounting policy regarding financial instruments) which have been measured at fair value.

The functional and presentation currency of the Group is Indian Rupee (₹) which is the currency of the primary economic environment in which the Group operates.

The consolidated financial statements comprise the financial statements of the Company and its subsidiaries as at March 31, 2020. Control is achieved when the Group is exposed, or has rights, to variable returns from its involvement with the investee and has the ability to affect those returns through its power over the investee. Specifically, the Group controls an investee if and only if the Group has:

- Power over the investee (i.e. existing rights that give it the current ability to direct the relevant activities of the investee)
- Exposure, or rights, to variable returns from its involvement with the investee, and
- The ability to use its power over the investee to affect its returns

Generally, there is a presumption that a majority of voting rights result in control. To support this presumption and when the Group has less than a majority of the voting or similar rights of an investee, the Group considers all relevant facts and circumstances in assessing whether it has power over an investee, including:

- The contractual arrangement with the other vote holders of the investee
- Rights arising from other contractual arrangements
- The Group's voting rights and potential voting rights
- The size of the Group's holding of voting rights relative to the size and dispersion of the holdings of the other voting rights holders.

The Group re-assesses whether or not it controls an investee if facts and circumstances indicate that there are changes to one or more of the three elements of control. Consolidation of a subsidiary begins when the Group obtains control over the subsidiary and ceases when the Group loses control of the subsidiary. Assets, liabilities, income and expenses of a subsidiary acquired or disposed of during the year are included in the consolidated financial statements from the date the Group gains control until the date the Group ceases to control the subsidiary.

Consolidated financial statements are prepared using uniform accounting policies for like transactions and other events in similar circumstances. If a member of the Group uses accounting policies other than those adopted in the consolidated financial statements for like transactions and events in similar circumstances, appropriate adjustments are made to that Group member's financial statements in preparing the consolidated financial statements to ensure conformity with the Group's accounting policies.

## Notes to the consolidated financial statements for the year ended March 31, 2020

The financial statements of all entities, used for the purpose of consolidation are drawn up to same reporting date as that of the parent company, i.e., year ended on March 31. When the end of the reporting period of the parent is different from that of a subsidiary, the subsidiary prepares, for consolidation purposes, additional financial information as of the same date as the financial statements of the parent to enable the parent to consolidate the financial information of the subsidiary, unless it is impracticable to do so. In case of entities, where it is impracticable to do so, they are consolidated using the most recent financial statements available, which has a lag of three months, adjusted for the effects of significant transactions or events occurring between the date of those financial statements and consolidated financial statements.

### **Consolidation procedure:**

- (a) Combine like items of assets, liabilities, equity, income, expenses and cash flows of the parent with those of its subsidiaries. For this purpose, income and expenses of the subsidiary are based on the amounts of the assets and liabilities recognised in the consolidated financial statements at the acquisition date.
- (b) Offset (eliminate) the carrying amount of the parent's investment in each subsidiary and the parent's portion of equity of each subsidiary.
- (c) Eliminate in full intra-group assets and liabilities, equity, income, expenses and cash flows relating to transactions between entities of the Group (profits or losses resulting from intra-group transactions that are recognised in assets, such as inventory and fixed assets, are eliminated in full). Intra-group losses may indicate an impairment that requires recognition in the consolidated financial statements.
- (d) Non-controlling interest represents that part of the total comprehensive income and net assets of subsidiaries attributable to interests which are not owned, directly or indirectly, by the Parent Company.

Profit or loss and each component of other comprehensive income (OCI) are attributed to the equity holders of the parent of the Group and to the non-controlling interests, even if this results in the non-controlling interests having a deficit balance. When necessary, adjustments are made to the financial statements of subsidiaries to bring their accounting policies into line with the Group's accounting policies. All intra-group assets and liabilities, equity, income, expenses and cash flows relating to transactions between members of the Group are eliminated in full on consolidation.

A change in the ownership interest of a subsidiary, without a loss of control, is accounted for as an equity transaction. If the Group loses control over a subsidiary, it:

- Derecognises the assets (including goodwill) and liabilities of the subsidiary
- Derecognises the carrying amount of any non-controlling interests
- Derecognises the cumulative translation differences recorded in equity
- Recognises the fair value of the consideration received
- Recognises the fair value of any investment retained
- Recognises any surplus or deficit in profit or loss
- Reclassifies the parent's share of components previously recognised in OCI to profit or loss or retained earnings, as appropriate, as would be required if the Group had directly disposed of the related assets or liabilities.

### **2.2. Changes in accounting policies and disclosures**

#### **Ind AS 116 - Leases**

On March 30, 2019, the Ministry of Corporate Affairs (MCA) issued the Companies (Indian Accounting Standards) Amendment Rules, 2019 which notified Ind AS 116 - Leases. The amendment rules are effective from reporting periods beginning on or after April 01, 2019. This standard replaces current guidance under Ind AS 17.

Ind AS 116 sets out the principles for the recognition, measurement, presentation and disclosure of leases and requires lessees to account for all leases under a single on-balance sheet model.

#### **Group as a Lessor:**

Lessor accounting under Ind AS 116 is substantially unchanged. Lessors will continue to classify leases as either operating or finance leases using similar principles as in Ind AS 17. Therefore, Ind AS 116 did not have an impact for leases where the Group is the lessor, except for recording the lease rent on systematic basis or straight-line basis as against Ind AS 17 wherein, there was an exemption for not providing straight lining in case the escalations are in line with inflation.

## Notes to the consolidated financial statements for the year ended March 31, 2020

### Group as a Lessee:

The Group adopted Ind AS 116 using the modified retrospective method of adoption with the date of initial application of April 1, 2019. Under this method, the standard is applied retrospectively with the cumulative effect of initially applying the standard recognised at the date of initial application. The Group elected to use the transition practical expedient allowing the standard to be applied only to contracts that were previously identified as leases applying Ind AS 17 at the date of initial application. The Group also elected to use the recognition exemptions for lease contracts that, at the commencement date, have a lease term of 12 months or less and do not contain a purchase option ('short-term leases'), and lease contracts for which the underlying asset is of low value ('low-value assets').

### Nature and effect of adoption of Ind AS 116

The Group has lease contracts for various buildings. Before the adoption of Ind AS 116, the Group classified each of its leases (as lessee) at the inception date as an operating lease.

Lease payments were apportioned between interest (recognised as finance costs) and reduction of the lease liability. In an operating lease, the leased property was not capitalised and the lease payments were recognised as rent expense in profit or loss on a straight-line basis, (no straight lining was done in case escalations were considered to be in line with expected general inflation), over the lease term. Any prepaid rent and accrued rent were recognised under Prepayments and Trade and other payables, respectively.

Upon adoption of Ind AS 116, the Group applied a single recognition and measurement approach for all leases, except for short-term leases and leases of low-value assets. The standard provides specific transition requirements and practical expedients, which have been applied by the Group.

The effect of adoption of Ind AS 116 as at April 1, 2019 is as follows:

The Group has recognised Right of use assets for ₹ 124.38 crores and Lease liabilities of ₹ 120.90 crores as at April 1, 2019 i.e., transition date.

### Leases previously accounted for as operating leases

The Group recognised right-of-use assets and lease liabilities for those leases previously classified as operating leases, except for short-term leases and leases of low-value assets. The right-of-use assets for most leases are recognised based on the carrying amount as if the standard had always been applied, apart from the use of incremental borrowing rate at the date of initial application. The right-of-use assets were recognised based on the amount equal to the lease liabilities, adjusted for any related prepaid and accrued lease payments previously recognised. Lease liabilities were recognised based on the present value of the remaining lease payments, discounted using the incremental borrowing rate at the date of initial application.

The Group has applied the available practical expedients wherein it:

- Used a single discount rate to a portfolio of leases with reasonably similar characteristics.
- Relied on its assessment of whether leases are onerous immediately before the date of initial application.
- Applied the short-term leases exemptions to leases with lease term that ends within 12 months at the date of initial application.
- Excluded the initial direct costs from the measurement of the right-of-use asset at the date of initial application.
- Used hindsight in determining the lease term where the contract contains options to extend or terminate the lease.

### 2.3. Summary of significant accounting policies:

#### a. Business combination and goodwill

Business combinations are accounted for using the acquisition method. The cost of an acquisition is measured as the aggregate of the consideration transferred, measured at acquisition date fair value and the amount of any non-controlling interests in the acquiree. For each business combination, the Group elects whether to measure the non-controlling interests in the acquiree at fair value or at the proportionate share of the acquiree's identifiable net assets. Acquisition-related costs are expensed as incurred.

At the acquisition date, the identifiable assets acquired and the liabilities assumed are recognised at their acquisition date fair values. For this purpose, the liabilities assumed include contingent liabilities representing present obligation and they are measured at their acquisition fair values irrespective of the fact that outflow of resources embodying economic benefits is not probable. However, the following assets and liabilities acquired in a business combination are measured at the basis indicated below:

## Notes to the consolidated financial statements for the year ended March 31, 2020

- ▶ Deferred tax assets or liabilities, and the assets or liabilities related to employee benefit arrangements are recognised and measured in accordance with Ind AS 12 Income Tax and Ind AS 19 Employee Benefits respectively.
- ▶ Assets (or disposal groups) that are classified as held for sale in accordance with Ind AS 105 Non-current Assets Held for Sale and Discontinued Operations are measured in accordance with that standard.
- ▶ Re-acquired rights are measured at a value determined on the basis of the remaining contractual term of the related contract. Such valuation does not consider potential renewal of the reacquired right.

When the Group acquires a business, it assesses the financial assets and liabilities assumed for appropriate classification and designation in accordance with the contractual terms, economic circumstances and pertinent conditions as at the acquisition date. This includes the separation of embedded derivatives in host contracts by the acquiree.

Business combinations arising from transfers of interests in entities that are under the common control are accounted at pooling of interest method. The difference between any consideration given and the aggregate historical carrying amounts of assets and liabilities of the acquired entity are recorded in shareholders' equity.

Goodwill on consolidation as on the date of transition represents the excess of cost of acquisition at each point of time of making the investment in the subsidiary over the Group's share in the net worth of a subsidiary. For this purpose, the Group's share of net worth is determined on the basis of the latest financial statements, prior to the acquisition, after making necessary adjustments for material events between the date of such financial statements and the date of respective acquisition. Capital reserve on consolidation represents excess of the Group's share in the net worth of a subsidiary over the cost of acquisition at each point of time of making the investment in the subsidiary. Goodwill arising on consolidation is not amortised, however, it is tested for impairment annually. In the event of cessation of operations of a subsidiary, the unimpaired goodwill is written off fully.

### **b. Investment in associates and joint ventures**

An associate is an entity over which the Group has significant influence. Significant influence is the power to participate in the financial and operating policy decisions of the investee, but is not control or joint control over those policies.

A joint venture is a type of joint arrangement whereby the parties that have joint control of the arrangement have rights to the net assets of the joint venture. Joint control is the contractually agreed sharing of control of an arrangement, which exists only when decisions about the relevant activities require unanimous consent of the parties sharing control.

The considerations made in determining whether significant influence or joint control are similar to those necessary to determine control over the subsidiaries.

The results, assets and liabilities of joint venture and associates are incorporated in the consolidated financial statements using equity method of accounting after making necessary adjustments to achieve uniformity in application of accounting policies, wherever applicable. An investment in associate or joint venture is initially recognised at cost and adjusted thereafter to recognise the Group's share of profit or loss and other comprehensive income of the joint venture or associate. On acquisition of investment in a joint venture or associate, any excess of cost of investment over the fair value of the assets and liabilities of the joint venture, is recognised as goodwill and is included in the carrying value of the investment in the joint venture and associate. The excess of fair value of assets and liabilities over the investment is recognised directly in equity as capital reserve. The unrealised profits/losses on transactions with joint ventures are eliminated by reducing the carrying amount of investment.

The carrying amount of investment in joint ventures and associates is reduced to recognise impairment, if any, when there is objective evidence of impairment.

When the Group's share of losses of an associate or a joint venture exceeds the Group's interest in that associate or joint venture (which includes any long term interests that, in substance, form part of the Group's net investment in the associate or joint venture), the Group discontinues recognising its share of further losses. Additional losses are recognised only to the extent that the Group has incurred legal or constructive obligations or made payments on behalf of the associate or joint venture. If the associate or joint venture subsequently reports profits, the entity resumes recognising its share of those profits only after its share of the profits equals the share of losses not recognised.

The aggregate of the Group's share of profit or loss of an associate and a joint venture is shown on the face of the consolidated statement of profit and loss.

The financial statements of the associate or joint venture are prepared for the same reporting period as the Group. When the end of the reporting period of the parent is different from that of an associate or a joint venture, an associate or a joint venture, for consolidation



## Notes to the consolidated financial statements for the year ended March 31, 2020

purposes, prepares additional financial information as of the same date as the financial statements of the parent to enable the parent to consolidate the financial information of an associate or a joint venture, unless it is impracticable to do so. In case of entities, where it is impracticable to do so, they are consolidated using the most recent financial statements available, with a lag of three months, adjusted for the effects of significant transactions or events occur between the date of those financial statements and consolidated financial statements. When necessary, adjustments are made to bring the accounting policies in line with those of the Group.

Upon loss of significant influence over the associate or joint control over the joint venture, the Group measures and recognises any retained investment at its fair value. Any difference between the carrying amount of the associate or joint venture upon loss of significant influence or joint control and the fair value of the retained investment and proceeds from disposal is recognised in profit or loss.

### c. Interest in joint operations

In respect of its interests in joint operations, the Group recognises its share in assets, liabilities, income and expenses line-by-line in the standalone financial statements of the entity which is party to such joint arrangement which then becomes part of the consolidated financial statements of the Group when the financial statements of the Parent Company and its subsidiaries are combined for consolidation. Interests in joint operations are included in the segments to which they relate.

The financial statements of the joint operations are prepared for the same reporting period as the Group. When the end of the reporting period of the parent is different from that of a joint operations, a joint operations for consolidation purposes, prepares additional financial information as of the same date as the financial statements of the parent to enable the parent to consolidate the financial information of a joint operations, unless it is impracticable to do so. In case of entities, where it is impracticable to do so, they are consolidated using the most recent financial statements available, with a lag of three months, adjusted for the effects of significant transactions or events occurring between the date of those financial statements and consolidated financial statements. When necessary, adjustments are made to bring the accounting policies in line with those of the Group.

### d. Current versus non-current classification

The Group presents assets and liabilities in the consolidated balance sheet based on current/ non-current classification. An asset is treated as current when it is:

- i. Expected to be realised or intended to be sold or consumed in normal operating cycle,
- ii. Held primarily for the purpose of trading,
- iii. Expected to be realised within twelve months after the reporting period, or
- iv. Cash or cash equivalent unless restricted from being exchanged or used to settle a liability for at least twelve months after the reporting period

**All other assets are classified as non-current.**

**A liability is current when:**

- i. It is expected to be settled in normal operating cycle,
- ii. It is held primarily for the purpose of trading,
- iii. It is due to be settled within twelve months after the reporting period, or
- iv. There is no unconditional right to defer the settlement of the liability for at least twelve months after the reporting period

All other liabilities are classified as non-current.

Deferred tax assets and liabilities are classified as non-current assets and liabilities.

Advance tax paid is classified as non-current assets.

Operating cycle for the business activities of the Group extends up to the realisation of receivables (including retention monies) within the agreed credit period normally applicable to the respective line of business.

## Notes to the consolidated financial statements for the year ended March 31, 2020

### e. Fair value measurement

The Group measures financial instruments, such as, derivatives at fair value at each balance sheet date using valuation techniques.

Fair value is the price that would be received to sell an asset or paid to transfer a liability in an orderly transaction between market participants at the measurement date. The fair value measurement is based on the presumption that the transaction to sell the asset or transfer the liability takes place either:

- a) In the principal market for the asset or liability, or
- b) In the absence of a principal market, in the most advantageous market for the asset or liability

The principal or the most advantageous market must be accessible by the Group.

The fair value of an asset or a liability is measured using the assumptions that market participants would use when pricing the asset or liability, assuming that market participants act in their economic best interest.

A fair value measurement of a non-financial asset takes into account a market participant's ability to generate economic benefits by using the asset in its highest and best use or by selling it to another market participant that would use the asset in its highest and best use.

The Group uses valuation techniques that are appropriate in the circumstances and for which sufficient data are available to measure fair value, maximising the use of relevant observable inputs and minimising the use of unobservable inputs.

All assets and liabilities for which fair value is measured or disclosed in the consolidated financial statements are categorised within the fair value hierarchy, described as follows, based on the lowest level input that is significant to the fair value measurement as a whole:

Level 1 – Quoted (unadjusted) market prices in active markets for identical assets or liabilities

Level 2 – Valuation techniques for which the lowest level input that is significant to the fair value measurement is directly or indirectly observable

Level 3 – Valuation techniques for which the lowest level input that is significant to the fair value measurement is unobservable

For assets and liabilities that are recognised in the consolidated financial statements on a recurring basis, the Group determines whether transfers have occurred between levels in the hierarchy by re-assessing categorisation (based on the lowest level input that is significant to the fair value measurement as a whole) at the end of each reporting period.

### f. Revenue recognition

Revenue from contracts with customers is recognised when control of the goods or services are transferred to the customer at an amount that reflects the consideration to which the Group expects to be entitled in exchange for those goods or services.

Revenue is recognised to the extent that it is probable that the economic benefits will flow to the Group and the revenue can be reliably measured, regardless of when the payment is being made. Revenue is measured at the fair value of the consideration received or receivable, taking into account contractually defined terms of payment and excluding taxes or duties collected on behalf of the government. The Group has concluded that it is the principal in all of its revenue arrangements since it is the primary obligor in all the revenue arrangements as it has pricing latitude and is also exposed to inventory and credit risks.

The specific recognition criteria described below must also be met before revenue is recognised.

#### Significant financing component

Generally, the Group receives short-term advances from its customers. Using the practical expedient in Ind AS 115, the Group does not adjust the promised amount of consideration for the effects of a significant financing component if it expects, at contract inception, that the period between the transfer of the promised service to the customer and when the customer pays for that service will be one year or less.

The Group also receives long-term advances from customers for rendering services. The transaction price for such contracts are discounted, using the rate that would be reflected in a separate financing transaction between the Group and its customers at contract inception, to take into consideration the significant financing component.

## Notes to the consolidated financial statements for the year ended March 31, 2020

### **Contract balances**

#### **Contract assets**

A contract asset is the right to consideration in exchange for services transferred to the customer (which consist of unbilled revenue). If the Group performs by transferring services to a customer before the customer pays consideration or before payment is due, a contract asset is recognised for the earned consideration that is conditional. Contract assets are transferred to receivables when the rights become unconditional and contract liabilities are recognized as and when the performance obligation is satisfied.

#### **Trade receivables**

A receivable represents the Group's right to an amount of consideration that is unconditional (i.e., only the passage of time is required before payment of the consideration is due). Refer to accounting policies of financial assets in financial instruments - initial recognition and subsequent measurement.

#### **Contract liabilities**

A contract liability is the obligation to transfer services to a customer for which the Group has received consideration (or an amount of consideration is due) from the customer. If a customer pays consideration before the Group transfers services to the customer, a contract liability is recognised when the payment is made or the payment is due (whichever is earlier). Contract liabilities are recognised as revenue when the Group performs under the contract.

### **Energy sector**

In case of power generating and trading companies, revenue from energy units sold as per the terms of the PPA and Letter Of Intent ('LOI') (collectively hereinafter referred to as 'the PPAs') is recognised on an accrual basis and includes unbilled revenue accrued up to the end of the accounting year.

Revenue earned in excess of billings has been included under "other assets" as unbilled revenue and billings in excess of revenue earned have been disclosed under "other liabilities" as unearned revenue.

Claims for delayed payment charges and any other claims, in which the Group companies are entitled to under the PPAs, are recognized on reasonable certainty to expect ultimate collection.

Revenue from energy units sold on a merchant basis is recognised in accordance with billings made to customers based on the units of energy delivered and the rate agreed with the customers. Revenue/ charges from unscheduled interchange for the deviation in generation with respect to scheduled generation are recognized/ charged at rates notified by CERC from time to time, as revenue from sale of energy and adjusted with revenue from sale of energy. Further, revenue is recognized/adjusted towards truing up in terms of the applicable CERC regulations.

Revenue from electrical energy transmission charges is recognized on an accrual basis in accordance with the provisions of the transmission service agreements.

Revenue from sale of coal is recognised when the risks and rewards of ownership passes to the purchaser in accordance with the terms of sale, including delivery of the product, the selling price is fixed or determinable, and collectability is reasonably assured. Revenue earned in the pre-production stage and related operating costs have been recorded against the carrying value of mining and exploration and development properties.

Revenue from the sale of goods is measured at the fair value of the consideration received or receivable, net of returns and allowances, trade discounts and volume rebates.

Revenue from energy trading are recognised as per the agreement with the customer. In case of the energy trading agreements, where the Group is entitled only for a fixed margin and the associated risk and rewards are with the third parties, revenue is recognised only to the extent of assured margin.

### **Highways Sector**

In case of entities involved in construction and maintenance of Roads, revenue are recognised in line with the Appendix C to Ind AS 115 - Service Concession Arrangements. Toll revenue is recognised on an accrual basis which coincides with the collection of toll from the users of highways.

Revenue share paid / payable to concessionaire grantors:

## Notes to the consolidated financial statements for the year ended March 31, 2020

Revenue share paid / payable to concessionaires / grantors as a percentage of revenues, pursuant to the terms and conditions of the relevant agreement for development, construction, operation and maintenance of the respective highways has been disclosed as revenue share paid / payable to concessionaire grantors in the consolidated statement of profit and loss.

### **Airport Sector**

In case of airport infrastructure companies, aeronautical and non-aeronautical revenue is recognised on an accrual basis and is net of goods and service tax, applicable discounts and collection charges, when services are rendered and it is possible that an economic benefit will be received which can be quantified reliably. Revenue from aeronautical operations include user development fees, fuel farm, passenger service charges, landing and parking charges of aircraft, operation and maintenance of passenger boarding and other allied services. Revenue from non-aeronautical operations include granting rights to use land and space primarily for catering to the needs of passengers, air traffic services, air transport services and Maintenance, Repair and Overhaul facility (MRO) of aircrafts and allied services.

Land and Space- rentals pertains to granting right to use land and space primarily for catering to the need of passengers, air traffic services and air transport services.

In case of cargo handling revenue, revenue from outbound cargo is recognised at the time of acceptance of cargo with respect to non-airline customers and at the time of departure of aircraft with respect to airline customers and revenue from inbound cargo is recognised at the time of arrival of aircraft in case of airline customers and at the point of delivery of cargo in case of non-airline customers. Interest on delayed receipts from customers is recognised on acceptance.

Revenue from commercial property development rights granted to concessionaires is recognised on accrual basis, as per the terms of the agreement entered into with the customers.

Revenue from sale of goods at the duty free outlets operated by the Group is recognised at the time of delivery of goods to customers which coincides with transfer of risks and rewards to its customers. Sales are stated net of returns and discounts.

Revenue from hospitality services comprises of income by way of hotel room rent, sale of food, beverages and allied services relating to the hotel and is recognised net of taxes and discounts as and when the services are provided and products are sold.

Revenue from MRO contracts is recognised as and when services are rendered.

In case of companies covered under service concession agreements, revenue are recognised in line with the Appendix C to Ind AS 115 - Service Concession Arrangements.

### **Revenue share paid / payable to concessionaire grantors:**

Revenue share paid / payable to concessionaire / grantors as a percentage of revenues, pursuant to the terms and conditions of the relevant agreement for development, construction, operation and maintenance of the respective airports has been disclosed as revenue share paid/ payable to concessionaire grantors' in the statement of profit and loss.

### **For Construction business entities**

Construction revenue and costs are recognised by reference to the stage of completion of the construction activity at the balance sheet date, as measured by the proportion that contract costs incurred for work performed to date near to the estimated total contract costs. Where the outcome of the construction cannot be estimated reliably, revenue is recognised to the extent of the construction costs incurred if it is probable that they will be recoverable. When the outcome of the contract is ascertained reliably, contract revenue is recognised at cost of work performed on the contract plus proportionate margin, using the percentage of completion method i.e. over the period of time. Percentage of completion is the proportion of cost of work performed to-date, to the total estimated contract costs. The estimated outcome of a contract is considered reliable when all the following conditions are satisfied:

- i. The amount of revenue can be measured reliably,
- ii. It is probable that the economic benefits associated with the contract will flow to the Group,
- iii. The stage of completion of the contract at the end of the reporting period can be measured reliably,
- iv. The costs incurred or to be incurred in respect of the contract can be measured reliably

Provision is made for all losses incurred to the balance sheet date. Variations in contract work, claims and incentive payments are recognised to the extent that it is probable that they will result in revenue and they are capable of being reliably measured. Expected loss, if any, on a contract is recognised as expense in the period in which it is foreseen, irrespective of the stage of completion of the contract. For contracts where progress

## Notes to the consolidated financial statements for the year ended March 31, 2020

billing exceeds the aggregate of contract costs incurred to-date and recognised profits (or recognised losses, as the case may be), the surplus is shown as the amount due to customers.

Amount received before the related work is performed are disclosed in the Balance Sheet as a liability towards advance received. Amounts billed for work performed but yet to be paid by the customers are disclosed in the Balance Sheet as trade receivables.

### **Interest income**

Interest income is recognised on a time proportion basis taking into account the amount outstanding and the rate applicable except the interest income received from customers for delayed payments which are accounted on the basis of reasonable certainty / realisation.

For all debt instruments measured either at amortised cost or at fair value through other comprehensive income, interest income is recorded using the effective interest rate (EIR). EIR is the rate that exactly discounts the estimated future cash payments or receipts over the expected life of the financial instrument or a shorter period, where appropriate, to the gross carrying amount of the financial asset or to the amortised cost of a financial liability. When calculating the effective interest rate, the Group estimates the expected cash flows by considering all the contractual terms of the financial instrument (for example, prepayment, extension, call and similar options) but does not consider the expected credit losses. Interest income is included in other operating income / other income in the statement of profit and loss depending upon the nature of operations of the entity in which such revenue is recognised.

### **Others**

- i. Income from management / technical services is recognised as per the terms of the agreement on the basis of services rendered.
- ii. Insurance claim is recognised on acceptance of the claims by the insurance company.
- iii. Revenue from charter services is recognised based on services provided as per the terms of the contracts with the customers.

Revenue earned in excess of billings has been included under 'other financial assets' as unbilled revenue and billings in excess of revenue has been disclosed under 'other liabilities' as unearned revenue.

### **g. Service Concession Arrangements**

The Group constructs or upgrades infrastructure (construction or upgrade services) used to provide a public service and operates and maintains that infrastructure (operation services) for a specified period of time. These arrangements may include Infrastructure used in a public-to-private service concession arrangement for its entire useful life.

Under Appendix C to Ind AS 115 - Service Concession Arrangements, these arrangements are accounted for based on the nature of the consideration. The intangible asset model is used to the extent that the operator receives a right (i.e. a concessionaire) to charge users of the public service. The financial model is used when the operator has an unconditional contractual right to receive cash or other financial assets from or at the direction of the grantor for the construction service. When the unconditional right to receive cash covers only part of the service, the two models are combined to account separately for each component. If the operator performs more than one service (i.e. construction, upgrade services and operation services) under a single contract or arrangement, consideration received or receivable is allocated by reference to the relative fair values of the service delivered, when the amount are not separately identifiable.

The intangible asset is amortised over the shorter of the estimated period of future economic benefits which the intangible assets are expected to generate or the concession period, from the date they are available for use.

An asset carried under concession arrangements is derecognised on disposal or when no future economic benefits are expected from its future use or disposal.

The Group recognises a financial asset to the extent that it has an unconditional right to receive cash or another financial asset from or at the direction of the grantor. In case of annuity based carriageways, the Group recognises financial asset.

### **h. Government grants**

Government grants are recognised where there is reasonable assurance that the grant will be received and all attached conditions will be complied with. When the grant relates to an expense item, it is recognised as income on a systematic basis over the periods that the related costs, for which it is intended to compensate, are expensed. When the grant relates to an asset, it is recognised as income in equal amounts over the expected useful life of the related asset.

When the Group receives grants of non-monetary assets, the asset and the grant are recorded at fair value amounts and released to profit or loss over the expected useful life in a pattern of consumption of the benefit of the underlying asset i.e. by equal annual instalments. When loans or

## Notes to the consolidated financial statements for the year ended March 31, 2020

similar assistance are provided by governments or related institutions, with an interest rate below the current applicable market rate, the effect of this favourable interest is regarded as a government grant. The loan or assistance is initially recognised and measured at fair value and the government grant is measured as the difference between the initial carrying value of the loan and the proceeds received. The loan is subsequently measured as per the accounting policy applicable to financial liabilities.

### i. Taxes on income

#### Current income tax

Tax expense for the year comprises current and deferred tax. The tax currently payable is based on taxable profit for the year. Taxable profit differs from net profit as reported in the consolidated statement of profit and loss because it excludes items of income or expense that are taxable or deductible in other years and it further excludes items that are never taxable or deductible. The Group's liability for current tax is calculated using the tax rates and tax laws that have been enacted or substantively enacted by the end of the reporting period.

Current income tax relating to items recognised outside profit or loss is recognised outside profit or loss (either in other comprehensive income or in equity). Current tax items are recognised in correlation to the underlying transaction either in OCI or directly in equity. Management periodically evaluates positions taken in the tax returns with respect to situations in which applicable tax regulations are subject to interpretation and establishes provisions where appropriate.

#### Deferred tax

Deferred tax is the tax expected to be payable or recoverable on differences between the carrying values of assets and liabilities in the consolidated financial statements and the corresponding tax bases used in the computation of the taxable profit and is accounted for using the balance sheet liability model. Deferred tax liabilities are generally recognised for all the taxable temporary differences. In contrast, deferred tax assets are only recognised to the extent that is probable that future taxable profits will be available against which the temporary differences can be utilised.

Deferred tax assets are recognized for all deductible temporary differences, carry forward of unused tax credits and unused tax losses, to the extent that it is probable that taxable profit will be available against which the deductible temporary differences and the carry forward of unused tax credits and unused tax losses can be utilized.

The carrying amount of deferred income tax assets is reviewed at each balance sheet date and reduced to the extent that it is no longer probable that sufficient taxable profit will be available to allow all or part of the deferred income tax asset to be utilized.

Deferred tax assets and liabilities are measured at the tax rates that are expected to apply in the year when the asset is realized or the liability is settled, based on tax rates (and tax laws) that have been enacted or substantively enacted at the balance sheet date.

Deferred tax relating to items recognised outside profit or loss is recognised outside profit or loss (either in other comprehensive income or in equity). Deferred tax items are recognised in correlation to the underlying transaction either in OCI or directly in equity.

Deferred tax assets and deferred tax liabilities are offset if a legally enforceable right exists to set off current tax assets against current tax liabilities and the deferred taxes relate to the same taxable entity and the same taxation authority.

Deferred tax assets include Minimum Alternative Tax ('MAT') paid in accordance with the tax laws in India, which is likely to give future economic benefits in the form of availability of set off against future income tax liability. Accordingly, MAT is recognized as deferred tax asset in the balance sheet when the asset can be measured reliably and it is probable that the future economic benefit associated with the asset will be realized.

In the year in which the Group recognises MAT credit as an asset, it is created by way of credit to the statement of profit and loss shown as part of deferred tax asset. The Group reviews the "MAT credit entitlement" asset at each reporting date and writes down the asset to the extent that it is no longer probable that it will pay normal tax during the specified period.

### j. Non-current assets held for sale

The Group classifies non-current assets as held for sale if their carrying amounts will be recovered principally through a sale rather than through continuing use. Actions required to complete the sale should indicate that it is unlikely that significant changes to the sale will be made or that the decision to sell will be withdrawn. Management must be committed to the sale expected within one year from the date of classification.

The criteria for held for sale classification is regarded met only when the assets or disposal group is available for immediate sale in its present condition, subject only to terms that are usual and customary for sales of such assets, its sale is highly probable; and it will genuinely be sold, not abandoned. The Group treats sale of the asset to be highly probable when:

## Notes to the consolidated financial statements for the year ended March 31, 2020

- a) The appropriate level of management is committed to a plan to sell the asset,
- b) An active programme to locate a buyer and complete the plan has been initiated,
- c) The asset is being actively marketed for sale at a price that is reasonable in relation to its current fair value,
- d) The sale is expected to qualify for recognition as a completed sale within one year from the date of classification, and
- e) Actions required to complete the plan indicate that it is unlikely that significant changes to the plan will be made or that the plan will be withdrawn.

Non-current assets held for sale are measured at the lower of their carrying amount and the fair value less costs to sell. Assets and liabilities classified as held for sale are presented separately in the consolidated balance sheet.

Property, plant and equipment and intangible assets once classified as held for sale/ distribution to owners are not depreciated or amortised.

A disposal group qualifies as discontinued operation if it is a component of an entity that either has been disposed of, or is classified as held for sale, and:

- i) Represents a separate major line of business or geographical area of operations,
- ii) Is part of a single co-ordinated plan to dispose of a separate major line of business or geographical area of operations

Or

- iii) Is a subsidiary acquired exclusively with a view to resale.

Discontinued operations are excluded from the results of continuing operations and are presented separately in the consolidated statement of profit and loss.

### **k. Property, plant and equipment**

Freehold land is carried at historical cost and is not depreciated. All other items of property, plant and equipment are stated at historical cost less accumulated depreciation and accumulated impairment losses, if any. Historical cost includes expenditure that is directly attributable to the acquisition of the items.

Capital work in progress includes cost of property, plant and equipment under installation/under development as at the balance sheet date and is stated at cost less accumulated impairment loss.

The Group identifies and determines cost of each component/ part of the asset separately, if the component/ part has a cost which is significant to the total cost of the asset having useful life that is materially different from that of the remaining asset. These components are depreciated over their useful lives; the remaining asset is depreciated over the life of the principal asset. When significant parts of plant and equipment are required to be replaced at intervals, the Group depreciates them separately based on their specific useful lives. Likewise, when a major inspection is performed, its cost is recognized in the carrying amount of the plant and equipment as a replacement if the recognition criteria are satisfied. All other repair and maintenance costs are recognized in the consolidated statement of profit or loss as and when incurred.

Subsequent costs are included in the asset's carrying amount or recognised as a separate asset, as appropriate, only when it is probable that future economic benefits associated with the item will flow to the Group and the cost of the item can be measured reliably. The carrying amount of any component accounted for as a separate assets are derecognised when replaced. All other repairs and maintenance are charged to profit and loss during the reporting period in which they are incurred.

On Transition to Ind AS, the Group has availed the optional exemption on "Long term Foreign currency Monetary items" and has accordingly continued with the policy to adjust the exchange differences arising on translation/ settlement of long-term foreign currency monetary items pertaining to the acquisition of a depreciable asset recognised in the financial statements for the year ended March 31, 2016 ( as per previous GAAP) to the cost of the tangible asset and depreciates the same over the remaining life of the asset. In accordance with the Ministry of Corporate Affairs ('MCA') circular dated August 09, 2012, exchange differences adjusted to the cost of tangible fixed assets are total differences, arising on long-term foreign currency monetary items pertaining to the acquisition of a depreciable asset, for the period. In other words, the Group does not differentiate between exchange differences arising from foreign currency borrowings to the extent they are regarded as an adjustment to the interest cost and other exchange differences.

## Notes to the consolidated financial statements for the year ended March 31, 2020

**I. Depreciation on Property, plant and equipment****Energy sector**

In case of domestic entities, the depreciation on property, plant and equipment is calculated on a straight-line basis using the rates arrived at, based on useful lives estimated by the management, which coincides with the lives prescribed under Schedule II of the Act except on case of plant and machinery in case of some gas based power plants and power generating units dedicated for generation of power under CERC tariff regulations where the useful life of the asset is considered as 25 years as prescribed by CERC being the regulatory authority in the energy sector, as against 40 years as per Schedule II of the Act.

**Airport sector**

Depreciation on property, plant and equipment is calculated on a straight line basis using the useful lives prescribed under Schedule II to the Companies Act, 2013 except for certain assets class i.e. Internal Approach Roads, Electric Panels and Transformers/Sub-station, the Group, based on a technical evaluation, believes that the useful life of such property, plant and equipment is different from the useful life specified in Schedule II to Companies Act 2013.

The Property, plant and equipment acquired under finance lease is depreciated over the asset's useful life; or over the shorter of the asset's useful life and the lease term, if there is no reasonable certainty that the Group will obtain ownership at the end of lease term.

On June 12, 2014, the Airport Economic Regulatory Authority ("AERA") has issued a consultation paper viz, 05/2014-15 in the matter of Normative Approach to Building Blocks in Economic Regulation of Major Airports wherein it, inter-alia, mentioned that the Authority proposes to lay down, to the extent required, the depreciation rates for airport assets, taking into account the provisions of the useful life of assets given in Schedule II of the Companies Act, 2013, that have not been clearly mentioned in the Schedule II of the Companies Act, 2013 or may have a useful life justifiably different than that indicated in the Companies Act, 2013 in the specific context to the airport sector. Pursuant to above, the Authority had issued order no. 35/2017-18 on January 12, 2018 which was further amended on April 09, 2018, in the matter of Determination of Useful life of Airport Assets, which is effective from April 01, 2018.

Accordingly, the management was of the view that useful lives considered by the Group for most of the assets except passenger related Furniture and Fixtures were in line with the useful life proposed by AERA in its order dated January 12, 2018, which was further amended on April 09, 2018.

In order to align the useful life of passenger related Furniture and Fixtures as per AERA order, the Group has revised the useful life during the financial year 2018-19.

**Other entities**

For domestic entities other than aforesaid entities, the depreciation on the Property plant and equipment is calculated on a straight-line basis using the rates arrived at, based on useful lives estimated by the management, which coincides with the lives prescribed under Schedule II of the Companies Act, 2013.

The management has estimated the useful life of assets individually costing ₹ 5,000 or less to be less than one year, which is lower than those indicated in Schedule II.

The residual values, useful lives and methods of depreciation of property, plant and equipment are reviewed at each financial year end and adjusted prospectively, if appropriate.

Depreciation charge for impaired assets is adjusted in future periods in such a manner that the revised carrying amount of the asset is allocated over its remaining useful life.

Assets acquired under finance leases are depreciated on a straight line basis over the lease term. Where there is reasonable certainty that the Group shall obtain ownership of the assets at the end of the lease term, such assets are depreciated based on the useful life prescribed under Schedule II to the Companies Act, 2013 or based on the useful life adopted by the Group for similar assets.

An item of property, plant and equipment and any significant part initially recognised is derecognised upon disposal or when no future economic benefits are expected from its use or disposal. Any gain or loss arising on derecognition of the asset (calculated as the difference between the net disposal proceeds and the carrying amount of the asset) is included in the statement of profit and loss when the asset is derecognised.



## Notes to the consolidated financial statements for the year ended March 31, 2020

### Useful life of Property, plant and equipment, other than disclosed above:

Depreciation is calculated on a straight-line basis over the estimated useful lives of the assets as follows:

Category of asset	Estimated useful life
Plant and equipment	4 - 15 years
Buildings	7 - 30 years
Office equipment	5 years
Furniture and fixtures	3-10 years
Vehicles and Aircrafts	5 - 25 years
Computers	3-6 years

Leasehold improvements are depreciated over the primary period of lease or estimated useful life, whichever is lower, on straight line basis.

The Group, based on technical assessment made by the technical expert and management estimate, depreciates certain items of plant and equipment over estimated useful lives which are different from the useful life prescribed in Schedule II to the Companies Act, 2013.

#### m. Investment property

Investment properties are measured initially at cost, including transaction costs. Subsequent to initial recognition, investment properties are stated at cost less accumulated depreciation and accumulated impairment loss, if any.

The cost includes borrowing costs for long-term construction projects if the recognition criteria are met.

Depreciation is recognised using straight line method so as to write off the cost of the investment property less their residual values over their useful lives specified in Schedule II to the Companies Act, 2013, or in the case of assets where the useful life was determined by technical evaluation, over the useful life so determined. Depreciation method is reviewed at each financial year end to reflect the expected pattern of consumption of the future benefits embodied in the investment property. The estimated useful life and residual values are also reviewed at each financial year end and the effect of any change in the estimates of useful life / residual value is accounted on prospective basis. Freehold land and properties under construction are not depreciated.

Investment properties are derecognised either when they have been disposed off or when they are permanently withdrawn from use and no future economic benefit is expected from their disposal.

The difference between the net disposal proceeds and the carrying amount of the asset is recognised in profit or loss in the period of derecognition.

Investment property under construction

Investment property under construction represents expenditure incurred in respect of capital projects and are carried at cost. Cost includes land, related acquisition expenses, development/construction costs, borrowing costs and other direct expenditure.

#### n. Intangible assets

Intangible assets acquired separately are measured on initial recognition at cost. The cost of intangible assets acquired in a business combination is their fair value at the date of acquisition. Following initial recognition, intangible assets are carried at cost less any accumulated amortisation and accumulated impairment losses, if any.

The useful lives of intangible assets are assessed as either finite or indefinite.

#### o. Amortisation of intangible assets

Intangible assets with finite lives are amortised over the useful economic life and assessed for impairment whenever there is an indication that the intangible asset may be impaired. The amortisation period and the amortisation method for an intangible asset with a finite useful life are reviewed at least at the end of each reporting period, with the effect of any change in the estimate being accounted for on a prospective basis. Changes in the expected useful life or the expected pattern of consumption of future economic benefits embodied in the asset are considered to modify the amortisation period or method, as appropriate, and are treated as changes in accounting estimates.

## Notes to the consolidated financial statements for the year ended March 31, 2020

The amortisation expense on intangible assets with finite lives is recognised in the consolidated statement of profit and loss unless such expenditure forms part of carrying value of another asset.

Amortization of mining properties is based on using unit-of-production method from the date of commencement of commercial production of the respective area of interest over the lesser of the life of the mine or the terms of the coal contracts of work or mining business license.

Technical know-how is amortised over five years from the date of issuance of certificate from a competent authority.

Intangible assets representing upfront fees and other payments made to concessionaires of the respective airports, pursuant to the terms and conditions of concession agreements are amortized on a straight line method over the initial and extended periods of concession agreements, as applicable.

Carriageways related to toll based road projects are amortized based on proportion of actual revenue received during the accounting year to the total projected revenue till the end of the concession period in terms of MCA notification dated April 17, 2012 and in terms of the amendments to the Schedule II of the Act vide MCA notification dated March 31, 2014 pursuant to the exemption provided as per D22 (i) of Ind AS 101.

The total projected revenue for the entire useful life is reviewed at the end of each financial year for expected changes in traffic and adjusted to reflect any changes in the estimate which will lead to actual collection at the end of useful life.

Intangible assets representing power plant concessionaire rights, carriageways and airport concessionaire rights are amortized over the concession period, ranging from 23 to 40 years, 17.5 to 25 years and 25 to 60 years respectively, as the economic benefits from the underlying assets would be available to the Group over such period as per the respective concessionaire agreements.

Software is amortised based on the useful life of six years on a straight line basis as estimated by the management.

Amortisation on impaired assets is provided by adjusting the amortisation charge in the remaining periods so as to allocate the asset's revised carrying amount over its remaining useful life.

Gains or losses arising from de-recognition of an intangible asset are measured as the difference between the net disposal proceeds and the carrying amount of the asset and are recognised in the statement of profit and loss when the asset is derecognised.

**p. Intangible assets under development:**

Intangible assets under development represents expenditure incurred in respect of intangible assets under development and are carried at cost. Cost comprises of purchase cost, related acquisition expenses, development / construction costs, borrowing costs and other direct expenditure.

**q. Borrowing costs**

Borrowing costs consist of interest and other costs that an entity incurs in connection with the borrowing of funds including interest expense calculated using the effective interest method, finance charges in respect of assets acquired on finance lease. Borrowing cost also includes exchange differences to the extent regarded as an adjustment to the borrowing costs.

Borrowing costs directly attributable to the acquisition, construction or production of an asset that necessarily takes a substantial period of time to get ready for its intended use or sale are capitalised as part of the cost of the asset until such time as the assets are substantially ready for the intended use or sale. All other borrowing costs are expensed in the period in which they occur.

**r. Leases**

The determination of whether an arrangement is (or contains) a lease is based on the substance of the arrangement at the inception of the lease. The arrangement is, or contains, a lease if fulfilment of the arrangement is dependent on the use of a specific asset or assets and the arrangement conveys a right to use the asset or assets, even if that right is not explicitly specified in an arrangement.

A lease is classified at the inception date as a finance lease or an operating lease.

**Group as a lessee:**

Till previous year, assets acquired on leases where a significant portion of risk and rewards of ownership are retained by the lessor are classified as operating leases. Lease rental are charged to statement of profit and loss on straight-line basis except where scheduled increase in rent compensate the lessor for expected inflationary costs.

## Notes to the consolidated financial statements for the year ended March 31, 2020

For any new contracts entered into on or after April 1, 2019, the Group considers whether a contract is, or contains a lease (the transition approach has been explained and disclosed in Note 42). A lease is defined as 'a contract, or part of a contract, that conveys the right to use an asset (the underlying asset) for a period of time in exchange for consideration'.

The Group enters into leasing arrangements for various assets. The assessment of the lease is based on several factors, including, but not limited to, transfer of ownership of leased asset at end of lease term, lessee's option to extend/purchase etc.

At lease commencement date, the Group recognises a right-of-use asset and a lease liability on the balance sheet. The right-of-use asset is measured at cost, which is made up of the initial measurement of the lease liability, any initial direct costs incurred by the Group, an estimate of any costs to dismantle and remove the asset at the end of the lease (if any), and any lease payments made in advance of the lease commencement date (net of any incentives received).

The Group depreciates the right-of-use assets on a straight-line basis from the lease commencement date to the earlier of the end of the useful life of the right-of-use asset or the end of the lease term. The Group also assesses the right-of-use asset for impairment when such indicators exist. At lease commencement date, the Group measures the lease liability at the present value of the lease payments unpaid at that date, discounted using the interest rate implicit in the lease if that rate is readily available or the Group's incremental borrowing rate. Lease payments included in the measurement of the lease liability are made up of fixed payments (including in substance fixed payments) and variable payments based on an index or rate. Subsequent to initial measurement, the liability will be reduced for payments made and increased for interest. It is re-measured to reflect any reassessment or modification, or if there are changes in substance fixed payments. When the lease liability is re-measured, the corresponding adjustment is reflected in the right-of-use asset. The Group has elected to account for short-term leases using the practical expedients. Instead of recognising a right-of-use asset and lease liability, the payments in relation to these are recognised as an expense in statement of profit and loss on a straight-line basis over the lease term.

### **Group as a lessor:**

Leases are classified as finance leases when substantially all of the risks and rewards of ownership transfer from the Group to the lessee. Amounts due from lessees under finance leases are recorded as receivables at the Group's net investment in the leases. Finance lease income is allocated to accounting periods so as to reflect a constant periodic rate of return on the net investment outstanding in respect of the lease.

Leases in which the Group does not transfer substantially all the risks and rewards of ownership of an asset are classified as operating leases. Rental income from operating lease is recognised on a straight-line basis over the term of the relevant lease. Initial direct costs incurred in negotiating and arranging an operating lease are added to the carrying amount of the leased asset and recognised over the lease term on the same basis as rental income.

### **s. Inventories**

Inventories are valued at the lower of cost and net realisable value.

Costs incurred in bringing each product to its present location and condition are accounted for as follows:

- Raw materials: cost includes cost of purchase and other costs incurred in bringing the inventories to their present location and condition.
- Finished goods and work in progress: cost includes cost of direct materials and labour and a proportion of manufacturing overheads based on the normal operating capacity, but excluding borrowing costs.
- Traded goods: cost includes cost of purchase and other costs incurred in bringing the inventories to their present location and condition.
- Contract work in progress: contract work in progress comprising construction costs and other directly attributable overheads is valued at lower of cost and net realisable value

Cost of inventories is determined on a weighted average basis. Net realisable value is the estimated selling price in the ordinary course of business, less estimated costs of completion and the estimated costs necessary to make the sale.

Costs incurred that relate to future activities on the contract are recognised as "Contract work in progress".

Contract work in progress comprising construction costs and other directly attributable overheads is valued at lower of cost and net realisable value.

## Notes to the consolidated financial statements for the year ended March 31, 2020

Assessment of net realisable value is made in each subsequent period and when the circumstances that previously caused inventories to be written-down below cost no longer exist or when there is clear evidence of an increase in net realisable value because of changed economic circumstances, the write-down, if any, in the past period is reversed to that extent of the original amount written-down so that the resultant carrying amount is the lower of the cost and the revised net realisable value.

### t. Impairment of non-financial assets, investments in joint ventures and associates

As at the end of each accounting year, the Group reviews the carrying amounts of its PPE, investment properties, intangible assets and investments in associates and joint ventures determine whether there is any indication that those assets have suffered an impairment loss. If such indication exists, the said assets are tested for impairment so as to determine the impairment loss, if any. Goodwill and the intangible assets with indefinite life are tested for impairment each year.

Impairment loss is recognised when the carrying amount of an asset exceeds its recoverable amount. Recoverable amount is determined:

- (i) in case of an individual asset, at the higher of the net selling price and the value in use; and
- (ii) in case of a cash generating unit (a group of assets that generates identified, independent cash flows), at the higher of the cash generating unit's net selling price and the value in use.

(The amount of value in use is determined as the present value of estimated future cash flows from the continuing use of an asset and from its disposal at the end of its useful life. For this purpose, the discount rate (pre-tax) is determined based on the weighted average cost of capital of the respective company suitably adjusted for risks specified to the estimated cash flows of the asset).

For this purpose, a cash generating unit is ascertained as the smallest identifiable group of assets that generates cash inflows that are largely independent of the cash inflows from other assets or groups of assets.

If recoverable amount of an asset (or cash generating unit) is estimated to be less than its carrying amount, such deficit is recognised immediately in the consolidated statement of Profit and Loss as impairment loss and the carrying amount of the asset (or cash generating unit) is reduced to its recoverable amount. For this purpose, the impairment loss recognised in respect of a cash generating unit is allocated first to reduce the carrying amount of any goodwill allocated to such cash generating unit and then to reduce the carrying amount of the other assets of the cash generating unit on a pro-rata basis.

When an impairment loss subsequently reverses, the carrying amount of the asset (or cash generating unit) is increased to the revised estimate of its recoverable amount, but so that the increased carrying amount does not exceed the carrying amount that would have been determined had no impairment loss is recognised for the asset (or cash generating unit) in prior years. A reversal of an impairment loss is recognised immediately in the consolidated statement of profit and loss.

### u. Provisions and contingent liabilities

Provisions are recognised when the Group has a present obligation (legal or constructive) as a result of a past event, it is probable that an outflow of resources embodying economic benefits will be required to settle the obligation and a reliable estimate can be made of the amount of the obligation. When the Group expects some or all of a provision to be reimbursed, for example, under an insurance contract, the reimbursement is recognised as a separate asset, but only when the reimbursement is virtually certain. The expense relating to a provision is presented in the consolidated statement of profit and loss net of any reimbursement.

If the effect of the time value of money is material, provisions are discounted using a current pre-tax rate that reflects, when appropriate, the risks specific to the liability. When discounting is used, the increase in the provision due to the passage of time is recognised as a finance cost.

A provision for onerous contracts is recognised when the expected benefits to be derived by the Group from a contract are lower than the unavoidable cost of meeting its obligations under the contract. The provision is measured at the present value of the lower of the expected cost of terminating the contract and the expected net cost of continuing with the contract. Before a provision is established, the Group recognises any impairment loss on the assets associated with that contract.

A contingent liability is a possible obligation that arises from past events whose existence will be confirmed by the occurrence or non-occurrence of one or more uncertain future events beyond the control of the Group or a present obligation that is not recognized because it is not probable that an outflow of resources will be required to settle the obligation. A contingent liability also arises in extremely rare cases where there is a liability that cannot be recognized because it cannot be measured reliably. The Group does not recognize a contingent liability but discloses its existence in the consolidated financial statements.

Provisions and contingent liability are reviewed at each balance sheet.

## Notes to the consolidated financial statements for the year ended March 31, 2020

### **Decommissioning liability:**

Decommissioning costs are provided at the present value of expected costs to settle the obligation using estimated cash flows and are recognised as part of the cost of the particular asset. The cash flows are discounted at a current pre-tax rate that reflects the risks specific to the decommissioning liability. The unwinding of the discount is expensed as incurred and recognised in the consolidated statement of profit and loss as a finance cost. The estimated future costs of decommissioning are reviewed annually and adjusted as appropriate. Changes in the estimated future costs or in the discount rate applied are added to or deducted from the cost of the asset.

### **v. Retirement and other employee benefits**

Retirement benefit in the form of provident fund, pension fund and superannuation fund are defined contribution scheme. The Group has no obligation, other than the contribution payable. The Group recognizes contribution payable to provident fund, pension fund and superannuation fund as expenditure, when an employee renders the related service. If the contribution payable to the scheme for service received before the balance sheet reporting date exceeds the contribution already paid, the deficit payable to the scheme is recognized as a liability after deducting the contribution already paid. If the contribution already paid exceeds the contribution due for services received before the balance sheet date, then excess is recognized as an asset to the extent that the pre-payment will lead to, for example, a reduction in future payment or a cash refund.

Accumulated leave, which is expected to be utilized within the next twelve months, is treated as short-term employee benefit. The Group measures the expected cost of such absences as the additional amount that it expects to pay as a result of the unused entitlement that has accumulated at the reporting date.

The Group treats accumulated leave expected to be carried forward beyond twelve months, as long-term employee benefit for measurement purposes. Such long-term compensated absences are provided for based on the actuarial valuation using the projected unit credit method at the year-end.

The Group presents the leave as a current liability in the consolidated balance sheet, to the extent it does not have an unconditional right to defer its settlement for twelve months after the reporting date.

The cost of providing benefits under the defined benefit plan is determined using the projected unit credit method using actuarial valuation to be carried out at each balance sheet date.

In case of funded plans, the fair value of the plan assets is reduced from the gross obligation under the defined benefit plans to recognise the obligation on a net basis.

Re-measurements, comprising of actuarial gains and losses, the effect of the asset ceiling, excluding amounts included in net interest on the net defined benefit liability and the return on plan assets (excluding amounts included in net interest on the net defined benefit liability), are recognised immediately in the consolidated balance sheet with a corresponding debit or credit to retained earnings through OCI in the period in which they occur. Re-measurements are not reclassified to profit or loss in subsequent periods.

Past service costs are recognised in profit or loss on the earlier of:

- a. The date of the plan amendment or curtailment, and
- b. The date that the Group recognises related restructuring costs

Net interest is calculated by applying the discount rate to the net defined benefit liability or asset. The Group recognises the following changes in the net defined benefit obligation as an expense in the consolidated statement of profit and loss:

- a. Service costs comprising current service costs, past-service costs, gains and losses on curtailments and non-routine settlements; and
- b. Net interest expense or income.

### **w. Financial instruments**

Financial assets and financial liabilities are recognised when the Group becomes a party to the contract embodying the related financial instruments. All financial assets, financial liabilities and financial guarantee contracts are initially measured at transaction cost and where such values are different from the fair value, at fair value. Transaction costs that are directly attributable to the acquisition or issue of financial assets and financial liabilities (other than financial assets and financial liabilities at fair value through profit and loss) are added to or deducted from the fair value measured on initial recognition of financial asset or financial liability. Transaction costs directly attributable to the acquisition of financial assets and financial liabilities at fair value through profit and loss are immediately recognised in

## Notes to the consolidated financial statements for the year ended March 31, 2020

the consolidated statement of profit and loss. In case of interest free or concession loans/debentures/preference shares given to associates and joint ventures, the excess of the actual amount of the loan over initial measure at fair value is accounted as an equity investment.

Investment in equity instruments issued by associates and joint ventures are measured at cost less impairment.

### **Effective interest method**

The effective interest method is a method of calculating the amortised cost of a financial instrument and of allocating interest income or expense over the relevant period. The effective interest rate is the rate that exactly discounts future cash receipts or payments through the expected life of the financial instrument, or where appropriate, a shorter period.

### **(a) Financial assets**

#### **Financial assets at amortised cost**

Financial assets are subsequently measured at amortised cost if these financial assets are held within a business model whose objective is to hold these assets in order to collect contractual cash flows and the contractual terms of the financial asset give rise on specified dates to cash flows that are solely payments of principal and interest on the principal amount outstanding.

#### **Financial assets measured at fair value**

Financial assets are measured at fair value through other comprehensive income if these financial assets are held within a business model whose objective is to hold these assets in order to collect contractual cash flows or to sell these financial assets and the contractual terms of the financial asset give rise on specified dates to cash flows that are solely payments of principal and interest on the principal amount outstanding.

Financial asset not measured at amortised cost or at fair value through other comprehensive income is carried at fair value through the statement of profit and loss.

For financial assets maturing within one year from the balance sheet date, the carrying amounts approximate fair value due to the short maturity of these instruments.

Impairment of financial assets, excluding investments in joint ventures and associates

Loss allowance for expected credit losses is recognised for financial assets measured at amortised cost and fair value through profit or loss.

The Group recognises impairment loss on trade receivables using expected credit loss model, which involves use of provision matrix constructed on the basis of historical credit loss experience as permitted under Ind AS 109 - Financial instruments.

For financial assets whose credit risk has not significantly increased since initial recognition, loss allowance equal to twelve months expected credit losses is recognised. Loss allowance equal to the lifetime expected credit losses is recognised if the credit risk on the financial instruments has significantly increased since initial recognition.

#### **De-recognition of financial assets**

The Group de-recognises a financial asset only when the contractual rights to the cash flows from the financial asset expire, or it transfers the financial asset and the transfer qualifies for de-recognition under Ind AS 109.

If the Group neither transfers nor retains substantially all the risks and rewards of ownership and continues to control the transferred asset, the Group recognises its retained interest in the assets and an associated liability for amounts it may have to pay.

If the Group retains substantially all the risks and rewards of ownership of a transferred financial asset, the Group continues to recognise the financial asset and also recognises a collateralised borrowing for the proceeds received.

On de-recognition of a financial asset in its entirety, the difference between the carrying amounts measured at the date of de-recognition and the consideration received is recognised in consolidated statement of profit & loss.

For trade and other receivables maturing within one year from the balance sheet date, the carrying amounts approximate fair value due to the short maturity of these instruments.

## Notes to the consolidated financial statements for the year ended March 31, 2020

### (b) Financial liabilities and equity instruments

#### Classification as debt or equity

Financial liabilities and equity instruments issued by the Group are classified according to the substance of the contractual arrangements entered into and the definitions of a financial liability and an equity instrument.

#### Equity Instruments

An equity instrument is any contract that evidences a residual interest in the assets of the Group after deducting all of its liabilities. Equity instruments are recorded at the proceeds received, net of direct issue costs.

#### Financial Liabilities

Financial liabilities are initially measured at fair value, net of transaction costs, and are subsequently measured at amortised cost, using the effective interest rate method where the time value of money is significant. Interest bearing bank loans, overdrafts and issued debt are initially measured at fair value and are subsequently measured at amortised cost using the effective interest rate method. Any difference between the proceeds (net of transaction costs) and the settlement or redemption of borrowings is recognised over the term of the borrowings in the consolidated statement of profit and loss.

For trade and other payables maturing within one year from the balance sheet date, the carrying amounts approximate fair value due to the short maturity of these instruments.

#### a. Financial guarantee contracts

Financial guarantee contracts issued by the Group are those contracts that require a payment to be made to reimburse the holder for a loss it incurs because the specified debtor fails to make a payment when due in accordance with the terms of a debt instrument. Financial guarantee contracts are recognised initially as a liability at fair value, adjusted for transaction costs that are directly attributable to the issuance of the guarantee.

#### b. De-recognition

A financial liability is derecognised when the obligation under the liability is discharged or cancelled or expires. When an existing financial liability is replaced by another from the same lender on substantially different terms, or the terms of an existing liability are substantially modified, such an exchange or modification is treated as the de-recognition of the original liability and the recognition of a new liability. The difference in the respective carrying amounts is recognised in the consolidated statement of profit and loss.

#### Put Option Liability

The potential cash payments related to put options issued by the Group over the equity of subsidiary companies to non-controlling interests are accounted for as financial liabilities when such options may only be settled other than by exchange of a fixed amount of cash or another financial asset for a fixed number of shares in the subsidiary. The financial liability for such put option is accounted for under IND AS 109.

The amount that may become payable under the option on exercise is initially recognised at fair value under other financial liabilities with a corresponding charge directly to equity. All subsequent changes in the carrying amount of the financial liability are recognised in the profit or loss attributable to the parent. The entity recognises both the non-controlling interest and the financial liability under the NCI put. It continues to measure non-controlling interests at proportionate share of net assets.

If the put option is exercised, the entity accounts for an increase in its ownership interest. At the same time, the entity derecognises the financial liability and recognises an offsetting credit in the same component of equity reduced on initial recognition. In the event that the option expires unexercised, the liability is derecognised with a corresponding adjustment to equity.

#### Off-setting of financial instruments

Financial assets and financial liabilities are offset and the net amount is reported in the consolidated balance sheet if there is a currently enforceable legal right to offset the recognised amounts and there is an intention to settle on a net basis, to realise the assets and settle the liabilities simultaneously.

## Notes to the consolidated financial statements for the year ended March 31, 2020

### x. Derivative financial instruments

The Group uses derivative financial instruments, such as call spread options, interest rate swap etc. forward currency contracts to hedge its foreign currency risks. Such derivative financial instruments are initially recognised at fair value on the date on which a derivative contract is entered into and are subsequently re-measured at fair value. Derivatives are carried as financial assets when the fair value is positive and as financial liabilities when the fair value is negative.

Any gains or losses arising from changes in the fair value of derivatives are taken directly to profit or loss, except for the effective portion of cash flow hedges, which is recognised in consolidated OCI and later reclassified to profit or loss when the hedge item affects profit or loss.

For the purpose of hedge accounting, hedges are classified as:

- a) Fair value hedges when hedging the exposure to changes in the fair value of a recognised asset or liability or an unrecognised firm commitment;
- b) Cash flow hedges when hedging the exposure to variability in cash flows that is either attributable to a particular risk associated with a recognised asset or liability or a highly probable forecast transaction or the foreign currency risk in an unrecognised firm commitment;
- c) Hedges of a net investment in a foreign operation.

At the inception of a hedge relationship, the Group formally designates and documents the hedge relationship to which the Group wishes to apply hedge accounting and the risk management objective and strategy for undertaking the hedge. The documentation includes the Group's risk management objective and strategy for undertaking hedge, the hedging / economic relationship, the hedged item or transaction, the nature of the risk being hedged, hedge ratio and how the entity will assess the effectiveness of changes in the hedging instrument's fair value in offsetting the exposure to changes in the hedged item's fair value or cash flows attributable to the hedged risk. Such hedges are expected to be highly effective in achieving offsetting changes in fair value or cash flows and are assessed on an ongoing basis to determine that they actually have been highly effective throughout the financial reporting periods for which they were designated.

Cash flow hedges that meet the strict criteria for hedge accounting are accounted for as described below:

The effective portion of the gain or loss on the hedging instrument is recognised in consolidated OCI in the cash flow hedge reserve, while any ineffective portion is recognised immediately in the consolidated statement of profit and loss.

Amounts recognised as consolidated OCI are transferred to profit or loss when the hedged transaction affects profit or loss, such as when the hedged financial income or financial expense is recognised or when a forecast sale occurs.

If the hedging instrument expires or is sold, terminated or exercised without replacement or rollover (as part of the hedging strategy), or if its designation as a hedge is revoked, or when the hedge no longer meets the criteria for hedge accounting, any cumulative gain or loss previously recognised in consolidated OCI remains separately in equity until the forecast transaction occurs or the foreign currency firm commitment is met.

### y. Convertible preference shares/debentures

Convertible preference shares / debentures are separated into liability and equity components based on the terms of the contract.

On issuance of the convertible preference shares / debentures, the fair value of the liability component is determined using a market rate for an equivalent non-convertible instrument. This amount is classified as a financial liability measured at amortised cost (net of transaction costs) until it is extinguished on conversion or redemption.

The remainder of the proceeds is allocated to the conversion option that is recognised and included in equity since conversion option meets Ind AS 32 criteria for conversion right. Transaction costs are deducted from equity, net of associated income tax. The carrying amount of the conversion option is not re-measured in subsequent years.

Transaction costs are apportioned between the liability and equity components of the convertible preference shares / debentures based on the allocation of proceeds to the liability and equity components when the instruments are initially recognised.

### z. Cash and cash equivalents

Cash and cash equivalent in the consolidated balance sheet comprise cash at banks and on hand and short-term deposits with an original maturity of three months or less, which are subject to an insignificant risk of changes in value.

For the purpose of the statement of cash flows, cash and cash equivalents consist of cash and short-term deposits, as defined above, net of outstanding bank overdrafts as they are considered an integral part of the Group's cash management.



## Notes to the consolidated financial statements for the year ended March 31, 2020

### aa. Cash dividend

The Company recognises a liability to make cash distributions to equity holders of the Company when the distribution is authorised and the distribution is no longer at the discretion of the Company. Final dividends on shares are recorded as a liability on the date of approval by the shareholders and interim dividends are recorded as a liability on the date of declaration by the Company's Board of Directors.

### bb. Foreign currencies

Transactions in foreign currencies are initially recorded by the Group's entities at their respective functional currency spot rates at the date the transaction first qualifies for recognition. However, for practical reasons, the Group uses an average rate if the average approximates the actual rate at the date of the transaction.

Monetary assets and liabilities denominated in foreign currencies are translated at the functional currency spot rates of exchange at the reporting date.

Exchange differences arising on settlement or translation of monetary items are recognised as profit or loss with the exception of the following:

- Exchange differences arising on monetary items that forms part of a reporting entity's net investment in a foreign operation are recognised in profit or loss in the separate financial statements of the reporting entity or the individual financial statements of the foreign operation, as appropriate. In the financial statements that include the foreign operation and the reporting entity (e.g., consolidated financial statements when the foreign operation is a subsidiary), such exchange differences are recognised initially in OCI. These exchange differences are reclassified from equity to profit or loss on disposal of the net investment.
- Exchange differences arising on monetary items that are designated as part of the hedge of the Group's net investment of a foreign operation. These are recognised in OCI until the net investment is disposed of, at which time, the cumulative amount is reclassified to profit or loss.
- Tax charges and credits attributable to exchange differences on those monetary items are also recorded in OCI.
- Exchange differences arising on translation of long term foreign currency monetary items recognised in the financial statements before the beginning of the first Ind AS financial reporting period in respect of which the Group has elected to recognise such exchange differences in equity or as part of cost of assets as allowed under Ind AS 101-“First time adoption of Indian Accounting Standard” are recognised directly in equity or added/ deducted to/ from the cost of assets as the case may be. Such exchange differences recognised in equity or as part of cost of assets is recognised in the statement of profit and loss on a systematic basis.

### Group companies:

On consolidation, the assets and liabilities of foreign operations are translated into Indian Rupees at the rate of exchange prevailing at the reporting date and their statements of profit or loss are translated at exchange rates prevailing at the dates of the transactions. For practical reasons, the Group uses an average rate to translate income and expense items, if the average rate approximates the exchange rates at the dates of the transactions. The exchange differences arising on translation for consolidation are recognised in OCI. On disposal of a foreign operation, the component of OCI relating to that particular foreign operation is recognised in the consolidated statement of profit and loss.

### cc. Exceptional items

An item of income or expense which due to its size, type or incidence requires disclosure in order to improve an understanding of the performance of the Group is treated as an exceptional item and the same is disclosed in the consolidated financial statements.

### dd. Treasury shares

The Company has created a Staff Welfare Trust ('SWT') for providing staff welfare to its employees. The Company treats SWT as its extension and shares held by SWT are treated as treasury shares. Own equity instruments that are reacquired (treasury shares) are recognised at cost and deducted from equity. No gain or loss is recognised in profit or loss on the purchase, sale, issue or cancellation of the Company's own equity instruments. Any difference between the carrying amount and the consideration, if reissued, is recognised in capital reserve.

## Notes to the consolidated financial statements for the year ended March 31, 2020

**ee. Corporate social responsibility ("CSR") expenditure**

The Group charges its CSR expenditure during the year to the consolidated statement of profit and loss.

**ff. Earnings per share**

Basic earnings per share are calculated by dividing the net profit or loss for the year attributable to equity shareholders by the weighted average number of equity shares outstanding during the year.

For the purpose of calculating diluted earnings per share, the net profit or loss for the year attributable to equity shareholders and the weighted average number of shares outstanding during the year are adjusted for the effects of all dilutive potential equity shares.

Notes to the consolidated financial statements for the year ended March 31, 2020

2.4. The entities consolidated in the consolidated financial statements are listed below:

Sl. No.	Name of the entity	Country of incorporation	Relationship as at March 31, 2020	Percentage of effective ownership interest held (directly and indirectly) as at		Percentage of voting rights held as at	As % of consolidated net assets	Net assets, i.e. total assets minus total liabilities*	As % of consolidated net assets	Net assets, i.e. total assets minus total liabilities*	As % of total profit after tax	Profit after tax*	As % of total profit after tax	Other comprehensive income*	As % of other comprehensive income	Total comprehensive income*	As % of total comprehensive income	Total comprehensive income*	As % of total comprehensive income	Total comprehensive income*
				March 31, 2020	March 31, 2019															
<b>Parent</b>																				
1	GMR Infrastructure Limited (GIL)	India	Holding Company				11,701.15	26.17%	12,067.74	16.02%	(1,034.30)	44.51%	1,996.25	101.07%	(4,315.59)	1332.12%	5713	49.88%	(5,349.90)	
<b>Subsidiaries</b>																				
<b>Indian</b>																				
2	GMR Energy Trading Limited (GETL)	India	Subsidiary	81.00%	81.00%	81.00%	59.64	0.13%	62.52	-0.07%	(5.87)	0.00%	(0.02)	0.00%	-	743%	2.88	0.05%	(5.87)	
3	GMR Power Corporation Limited (GPCL)	India	NA <sup>11</sup>	51.00%	NA	51.00%	273.09	0.61%	-	0.00%	0.92	0.00%	-	0.00%	0.01	0.00%	-	-0.01%	0.92	
4	GMR Coastal Energy Private Limited (GCEPL)	India	NA <sup>11</sup>	100.00%	NA	100.00%	(0.17)	0.00%	-	0.00%	(0.03)	0.00%	-	0.00%	-	0.00%	-	0.00%	(0.03)	
5	GMR Lomdi Hydropower Private Limited (GJHPPL)	India	Subsidiary	100.00%	100.00%	100.00%	(73.64)	-0.16%	(79.88)	0.14%	(62.91)	0.00%	-	0.00%	-	-16.07%	(6.24)	0.59%	(62.91)	
6	GMR Mining & Energy Private Limited (GMEI)	India	Subsidiary <sup>16</sup>	NA	100.00%	NA	NA	0.00%	(0.03)	0.00%	-	0.00%	(0.01)	0.00%	-	-0.02%	(0.01)	0.00%	NA	
7	GMR Kalanada Energy Private Limited (GKEPL)	India	NA <sup>11</sup>	100.00%	NA	100.00%	(0.12)	0.00%	-	0.00%	(0.03)	0.00%	-	0.00%	-	0.00%	-	0.00%	(0.03)	
8	SJK Powergen Limited (SKR)	India	NA <sup>11</sup>	70.00%	NA	70.00%	(322.91)	-0.22%	-	0.00%	(116.64)	0.00%	-	0.00%	-	0.00%	-	1.09%	(116.64)	
9	GMR Genco Assets Limited (GGEAL)	India	NA <sup>11</sup>	100.00%	NA	100.00%	(0.75)	0.00%	-	0.00%	(0.31)	0.00%	-	0.00%	-	0.00%	-	0.00%	(0.31)	
10	GMR Generation Assets Limited (GGAL)	India	Subsidiary <sup>11</sup>	100.00%	100.00%	100.00%	160.53	0.36%	(61.20)	27.00%	(844.03)	13.07%	0.02	0.00%	-	-3091.48%	(1,200.11)	787%	(844.03)	
11	GMR Power Infra Limited (GPIL)	India	Subsidiary	100.00%	100.00%	100.00%	(4.87)	-0.01%	(6.50)	0.04%	(1.42)	0.00%	-	0.00%	-	-4.35%	(1.69)	0.01%	(1.42)	
12	GMR Highways Limited (GMRHL)	India	Subsidiary <sup>13</sup>	100.00%	100.00%	100.00%	1,092.96	2.44%	1,079.56	0.48%	(39.84)	0.48%	-	0.00%	0.22	-46.58%	(18.08)	0.29%	(30.62)	
13	GMR Tambaram Indianair Expressways Limited (GTEI)	India	Subsidiary	86.77%	100.00%	100.00%	233.87	0.52%	241.47	-0.39%	16.37	0.00%	0.22	0.00%	0.03	35.03%	13.60	-0.15%	16.40	
14	GMR Tum Aketapalli Expressways Limited (GTAEL)	India	Subsidiary	86.77%	100.00%	100.00%	126.22	0.28%	136.97	-0.24%	12.34	0.00%	0.01	0.00%	0.32	2771%	1076	-0.12%	12.66	
15	GMR Amalade Chandigarh Expressways Private Limited (GACEPL)	India	Subsidiary	100.00%	100.00%	100.00%	(151.85)	-0.34%	(201.31)	1.11%	(49.46)	0.83%	(0.01)	0.00%	(0.01)	-17.41%	(49.46)	0.50%	(53.63)	
16	GMR Pochampalli Expressways Limited (GPPL)	India	Subsidiary	100.00%	100.00%	100.00%	218.44	0.49%	230.23	-0.27%	11.81	-0.09%	0.02	0.00%	0.17	30.37%	1179	-0.05%	576	
17	GMR Hyderabad Vijayawada Expressways Private Limited (GHVPEPL)	India	Subsidiary	90.00%	90.00%	90.00%	(452.33)	-1.00%	(644.14)	4.33%	(112.81)	1.75%	(0.01)	0.00%	0.01	-494.10%	(91.81)	1.05%	(112.80)	
18	GMR Chennai Outer Ring Road Private Limited (GCORRP)	India	Subsidiary	90.00%	90.00%	90.00%	66.93	0.15%	61.48	0.12%	(5.30)	0.08%	(0.06)	0.00%	(0.02)	-14.04%	(5.45)	0.05%	(5.32)	
19	GMR Kishangiri Usajpur Ahmedabad Expressways Limited (KJAEEL)	India	NA <sup>13</sup>	100.00%	NA	100.00%	140.74	0.31%	-	0.00%	1738	0.00%	-	0.00%	-	0.00%	-	-0.16%	1738	
20	GMR Hyderabad International Airport Limited (GHIAL)	India	Subsidiary <sup>2</sup>	47.26%	63.00%	63.00%	1,665.81	3.73%	2,321.17	-4.32%	636.82	-11.35%	132.11	16.30	1980.77%	768.93	-6.98%	749.05		
21	Gateways for India Airports Private Limited (GFIAL)	India	Subsidiary	86.49%	86.49%	86.49%	2.52	0.01%	2.59	0.00%	0.09	0.00%	-	0.00%	-	0.21%	0.08	0.00%	0.09	
22	GMR Hyderabad Air Cargo and Logistics Private Limited (GHACPL)	India	Subsidiary <sup>2,12</sup>	NA	100.00%	NA	105.53	0.24%	-	0.00%	8.80	0.00%	-	0.00%	(0.22)	0.00%	-	-0.08%	8.58	
23	Hyderabad Airport Security Services Limited (HASSL)	India	NA <sup>2,10</sup>	59.31%	NA	100.00%	13.22	0.03%	-	0.00%	-	0.00%	-	0.00%	-	0.00%	-	0.00%	-	
24	Asia Pacific Flight Training Academy Limited (APFT)	India	NA <sup>4,7</sup>	59.31%	NA	100.00%	NA	0.00%	-	0.00%	2.12	-0.03%	-	0.00%	-	0.00%	-	-0.02%	2.12	
25	GMR Aerospace Services Limited (GASL)	India	Subsidiary	100.00%	100.00%	100.00%	(76.72)	-0.17%	(124.89)	1.08%	(53.32)	0.83%	-	0.00%	-	-124.10%	(48.18)	0.50%	(53.32)	

Notes to the consolidated financial statements for the year ended March 31, 2020

Sl. No.	Name of the entity	Country of incorporation	Relationship as at March 31, 2020	Percentage of effective ownership interest held (directly and indirectly) as at		Percentage of voting rights held as at		As % of consolidated net assets	Net assets, i.e. total assets minus total liabilities*	As % of consolidated net assets	Net assets, i.e. total assets minus total liabilities*	As % of total profit after tax	Profit after tax*	As % of other comprehensive income	Other comprehensive income*	As % of total comprehensive income	Total comprehensive income*	As % of total comprehensive income	Total comprehensive income*
				March 31, 2020	March 31, 2019	March 31, 2020	March 31, 2019												
26	GMR Logistics Park Private Limited (GLPPL)	India	Subsidiary <sup>2,5</sup>	47.26%	59.31%	100.00%	100.00%	0.13%	58.44	0.13%	0.01%	(0.55)	0.00%	0.00%	-1.42%	(0.55)	NA	(0.06)	
27	GMR Hyderabad Aeropolis Limited (GHAL)	India	Subsidiary <sup>2</sup>	47.26%	59.31%	100.00%	100.00%	0.18%	77.45	0.18%	0.06%	(2.48)	0.00%	0.00%	-6.40%	(2.48)	0.04%	(3.89)	
28	GMR Hyderabad Aviation SEZ Limited (GHASL)	India	Subsidiary <sup>2</sup>	47.26%	59.31%	100.00%	100.00%	0.11%	47.33	0.11%	0.10%	(4.36)	0.00%	0.00%	-11.24%	(4.36)	0.03%	(3.74)	
29	GMR AT Cargo and Aerospace Engineering Limited (GACAELE)	India	Subsidiary <sup>2,12</sup>	47.26%	59.31%	100.00%	100.00%	-0.01%	(3.56)	-0.01%	-0.27%	16.37	0.00%	0.00%	41.20%	16.00	0.00%	(0.50)	
30	GMR Aero Technic Limited (GATL)	India	Subsidiary <sup>2,12</sup>	47.26%	59.31%	100.00%	100.00%	0.00%	0.43	0.00%	0.00%	0.06	0.00%	0.00%	0.14%	0.06	0.02%	(6.44)	
31	GMR Airport Developers Limited (GADU)	India	Subsidiary <sup>2</sup>	75.01%	100.00%	100.00%	100.00%	0.13%	55.45	0.13%	-0.29%	17.33	0.00%	0.00%	42.50%	16.50	-0.04%	3.87	
32	GMR Hospitality and Retail Limited (GHRL)	India	Subsidiary <sup>2</sup>	47.26%	63.00%	100.00%	100.00%	0.07%	29.08	0.07%	-0.18%	8.11	0.00%	0.00%	20.57%	7.98	-0.04%	3.96	
33	GMR Hyderabad Airport Power Distribution Limited (GHAPDL)	India	Subsidiary <sup>2</sup>	47.26%	59.31%	100.00%	100.00%	0.00%	-	0.00%	0.00%	(0.02)	0.00%	0.00%	-0.05%	(0.02)	0.00%	-	
34	Delhi International Airport Limited (DIAL)	India	Subsidiary <sup>2</sup>	48.01%	60.25%	64.00%	64.00%	6.28%	2,742.45	6.08%	-0.30%	13.15	1.73%	1.73%	62.89%	24.42	1.14%	(121.89)	
35	Delhi Aeropolis Private Limited (DAPL)	India	Subsidiary <sup>2</sup>	48.01%	60.25%	100.00%	100.00%	0.00%	(0.66)	0.00%	0.00%	-	0.00%	0.00%	0.00%	-	0.00%	-	
36	Delhi Airport Parking Services Private Limited (DAPSL)	India	Subsidiary <sup>2</sup>	54.03%	63.81%	90.00%	90.00%	0.21%	91.59	0.20%	-0.28%	35.72	0.00%	0.00%	91.75%	35.62	-0.15%	20.62	
37	GMR Airports Limited (GAL)	India	Subsidiary <sup>2</sup>	75.01%	94.14%	75.01%	100.00%	36.90%	16,108.41	30.81%	-1.68%	74.86	1.16%	1.16%	64.72.00%	2,512.47	1.57%	168.40	
38	GMR Nagpur International Airport Limited (GNIAL)	India	Subsidiary <sup>14</sup>	75.01%	NA	100.00%	NA	0.00%	(0.02)	0.00%	0.00%	(0.03)	0.00%	0.00%	-0.07%	(0.03)	0.00%	-	
39	GMR Kamru Duty Free Services Limited (GKDPSL)	India	Subsidiary <sup>14</sup>	75.01%	NA	100.00%	NA	0.00%	(0.02)	0.00%	0.00%	(0.03)	0.00%	0.00%	-0.08%	(0.03)	0.00%	-	
40	GMR Aviation Private Limited (GAPL)	India	Subsidiary	100.00%	100.00%	100.00%	100.00%	0.30%	12,956	0.30%	0.11%	(4.67)	0.06%	0.06%	42.18%	(4.73)	0.03%	(3.72)	
41	GMR Krishnagiri SR Limited (GKSRL)	India	Subsidiary	100.00%	100.00%	100.00%	100.00%	0.26%	111.81	0.26%	0.04%	(2.59)	0.04%	0.04%	-6.66%	(2.59)	0.03%	(2.71)	
42	Adilva Properties Private Limited (APPL)	India	Subsidiary	100.00%	100.00%	100.00%	100.00%	0.00%	0.70	0.00%	0.00%	(0.03)	0.00%	0.00%	-0.07%	(0.03)	0.00%	(0.14)	
43	Aklima Properties Private Limited (AKPPL)	India	Subsidiary	100.00%	100.00%	100.00%	100.00%	0.00%	0.78	0.00%	0.00%	(0.02)	0.00%	0.00%	-0.06%	(0.02)	0.00%	(0.08)	
44	Anarjya Properties Private Limited (ANPPL)	India	Subsidiary	100.00%	100.00%	100.00%	100.00%	0.00%	0.18	0.00%	0.00%	(0.63)	0.00%	0.00%	-1.63%	(0.63)	0.00%	(0.06)	
45	Barini Properties Private Limited (BPPL)	India	Subsidiary	100.00%	100.00%	100.00%	100.00%	0.00%	0.87	0.00%	0.00%	(0.02)	0.00%	0.00%	-0.06%	(0.02)	0.00%	0.03	
46	Bougavillea Properties Private Limited (BOPPL)	India	Subsidiary	100.00%	100.00%	100.00%	100.00%	0.00%	1.52	0.00%	0.00%	(0.17)	0.00%	0.00%	-0.45%	(0.17)	0.00%	(0.02)	
47	Camelia Properties Private Limited (CPPL)	India	Subsidiary	100.00%	100.00%	100.00%	100.00%	0.00%	0.26	0.00%	0.00%	(0.15)	0.00%	0.00%	-0.38%	(0.15)	0.00%	(0.01)	
48	Devesh Properties Private Limited (DPPL)	India	Subsidiary	100.00%	100.00%	100.00%	100.00%	0.01%	2.49	0.01%	0.00%	(0.03)	0.00%	0.00%	-0.08%	(0.03)	0.00%	(0.11)	
49	Ela Properties Private Limited (EPL)	India	Subsidiary	100.00%	100.00%	100.00%	100.00%	0.00%	0.56	0.00%	0.00%	(0.22)	0.00%	0.00%	-0.57%	(0.22)	0.00%	(0.01)	
50	Geneira Properties Private Limited (GPL)	India	Subsidiary	100.00%	100.00%	100.00%	100.00%	0.00%	0.50	0.00%	0.00%	(0.06)	0.00%	0.00%	-0.15%	(0.06)	0.00%	(0.02)	
51	Lakshmi Priya Properties Private Limited (LPPPL)	India	Subsidiary	100.00%	100.00%	100.00%	100.00%	0.00%	0.81	0.00%	0.00%	(0.05)	0.00%	0.00%	-0.12%	(0.05)	0.00%	(0.02)	
52	Honesourke Properties Private Limited (HPPL)	India	Subsidiary	100.00%	100.00%	100.00%	100.00%	0.00%	1.09	0.00%	0.00%	(0.03)	0.00%	0.00%	-0.09%	(0.03)	0.00%	(0.06)	
53	Ilika Properties Private Limited (IPL)	India	Subsidiary	100.00%	100.00%	100.00%	100.00%	0.00%	0.65	0.00%	0.00%	(0.15)	0.00%	0.00%	-0.27%	(0.15)	0.00%	(0.03)	
54	Krishnaniya Properties Private Limited (KPPPL)	India	Subsidiary	100.00%	100.00%	100.00%	100.00%	0.00%	0.77	0.00%	0.00%	(0.03)	0.00%	0.00%	-0.07%	(0.03)	0.00%	(0.01)	
55	Larkspur Properties Private Limited (LAPPL)	India	Subsidiary	100.00%	100.00%	100.00%	100.00%	0.00%	1.42	0.00%	0.00%	(0.06)	0.00%	0.00%	-0.15%	(0.06)	0.00%	(0.01)	
56	Nedra Properties Private Limited (NPPL)	India	Subsidiary	100.00%	100.00%	100.00%	100.00%	0.00%	1.00	0.00%	0.00%	(0.03)	0.00%	0.00%	-0.08%	(0.03)	0.00%	(0.03)	
57	Padmanriya Properties Private Limited (PAPPL)	India	Subsidiary	100.00%	100.00%	100.00%	100.00%	0.00%	0.66	0.00%	0.00%	0.05	0.00%	0.00%	0.12%	0.05	0.00%	0.16	

Notes to the consolidated financial statements for the year ended March 31, 2020

Sl. No.	Name of the entity	Country of incorporation	Relationship as at March 31, 2020	Percentage of effective ownership interest held (directly and indirectly) as at		Percentage of voting rights held as at		As % of consolidated net assets	Net assets, i.e. total assets minus total liabilities <sup>10</sup>	As % of consolidated net assets	Net assets, i.e. total assets minus total liabilities <sup>10</sup>	As % of total profit after tax	Profit after tax*	As % of other comprehensive income	Other comprehensive income*	As % of other comprehensive income	Total comprehensive income*	As % of total comprehensive income	Total comprehensive income*	As % of total comprehensive income
				March 31, 2020	March 31, 2019	March 31, 2020	March 31, 2019													
58	Prakranta Properties Private Limited (PPPL)	India	Subsidiary	100.00%	100.00%	100.00%	0.00%	0.73	0.00%	0.78	0.00%	(0.01)	0.00%	-	0.00%	(0.01)	0.00%	(0.01)	0.00%	
59	Purnachandra Properties Private Limited (PUPPL)	India	Subsidiary	100.00%	100.00%	100.00%	0.00%	0.61	0.00%	0.73	0.00%	(0.02)	0.00%	-	0.00%	(0.02)	0.00%	(0.02)	0.00%	
60	Sringadhara Properties Private Limited (SPPL)	India	Subsidiary	100.00%	100.00%	100.00%	0.00%	0.54	0.00%	0.66	0.00%	(0.11)	0.00%	-	0.00%	(0.11)	0.00%	(0.11)	0.00%	
61	Parash Properties Private Limited (PPPL)	India	Subsidiary	100.00%	100.00%	100.00%	0.00%	0.81	0.00%	0.84	0.00%	(0.01)	0.00%	-	0.00%	(0.01)	0.00%	(0.01)	0.00%	
62	Seega Properties Private Limited (SPPL)	India	Subsidiary	100.00%	100.00%	100.00%	0.00%	0.70	0.00%	0.84	0.00%	(0.08)	0.00%	-	0.00%	(0.08)	0.00%	(0.08)	0.00%	
63	Radhajivra Properties Private Limited (RPPPL)	India	Subsidiary	100.00%	100.00%	100.00%	0.00%	0.72	0.00%	0.76	0.00%	(0.02)	0.00%	-	0.00%	(0.02)	0.00%	(0.02)	0.00%	
64	Asteria Real Estates Private Limited (AREPL)	India	Subsidiary	100.00%	100.00%	100.00%	0.00%	(0.20)	0.00%	(0.18)	0.00%	(0.07)	0.00%	-	0.00%	(0.07)	0.00%	(0.07)	0.00%	
65	Lantana Properties Private Limited (Lantana)	India	Subsidiary	100.00%	100.00%	100.00%	0.00%	(0.73)	0.00%	(0.69)	0.00%	(0.07)	0.00%	-	0.00%	(0.07)	0.00%	(0.07)	0.00%	
66	Narmitha Real Estates Private Limited (NREPL)	India	Subsidiary	100.00%	100.00%	100.00%	0.00%	(1.73)	0.00%	(1.59)	0.00%	(0.23)	0.00%	-	0.00%	(0.23)	0.00%	(0.23)	0.00%	
67	Honey Power Estates Private Limited (HPPL)	India	Subsidiary	100.00%	100.00%	100.00%	0.00%	3.94	0.08%	3.90	0.00%	0.76	0.00%	-	0.00%	0.76	0.00%	0.76	0.00%	
68	GMR SEZ & Port Holdings Limited (GSPHL)	India	Subsidiary	100.00%	100.00%	100.00%	0.37%	16.99	0.44%	19.53	0.77%	(4.39)	0.00%	-	0.00%	(4.39)	0.00%	(4.39)	0.00%	
69	East Godavari Power Distribution Company Private Limited (EGDPCPL)	India	Subsidiary <sup>10</sup>	NA	100.00%	NA	0.00%	-	0.00%	-	0.00%	(0.01)	0.00%	-	0.00%	(0.01)	0.00%	(0.01)	0.00%	
70	Suzone Properties Private Limited (SUPPL)	India	Subsidiary	100.00%	100.00%	100.00%	-0.01%	(3.10)	-0.01%	(2.43)	0.00%	(0.47)	0.00%	-	0.00%	(0.47)	0.00%	(0.47)	0.00%	
71	GMR Utilities Private Limited (GUPPL)	India	Subsidiary <sup>10</sup>	NA	100.00%	NA	0.00%	-	0.00%	-	0.00%	-	0.00%	-	0.00%	-	0.00%	-	0.00%	
72	Lillam Properties Private Limited (LPL)	India	Subsidiary	100.00%	100.00%	100.00%	-0.01%	(2.22)	0.00%	(1.80)	0.00%	(0.29)	0.00%	-	0.00%	(0.29)	0.00%	(0.29)	0.00%	
73	GMR Corporate Affairs Private Limited (GCAPL)	India	Subsidiary	100.00%	100.00%	100.00%	-0.04%	(18.22)	-0.03%	(13.62)	0.10%	(7.23)	0.00%	-	0.00%	(7.23)	0.00%	(7.23)	0.00%	
74	Dhruvi Securities Private Limited (DSPPL)	India	Subsidiary	100.00%	100.00%	100.00%	0.57%	24.97	0.75%	33.47	-0.05%	(3.38)	0.62%	2.62	0.00%	(3.38)	0.03%	(3.38)	0.03%	
75	Kaknada SEZ Limited (KSL)	India	Subsidiary	51.00%	51.00%	51.00%	0.18%	7.94	0.18%	8.15	0.01%	1.84	0.00%	(0.08)	0.00%	(0.08)	0.00%	(0.08)	0.00%	
76	GMR Business Process and Services Private Limited (GBPSPL)	India	Subsidiary	100.00%	100.00%	100.00%	-0.02%	(8.76)	-0.03%	(11.92)	-0.07%	(2.94)	0.00%	-	0.00%	(2.94)	0.00%	(2.94)	0.00%	
77	Rena Security Services Limited (RSSL)	India	Subsidiary	100.00%	100.00%	100.00%	0.14%	61.30	0.13%	56.33	-0.15%	7.26	0.03%	(1.58)	0.00%	(1.58)	0.03%	(1.58)	0.03%	
78	GMR Infra Services Limited (GISL)	India	NA <sup>27</sup>	NA	100.00%	NA	0.00%	-	4.22%	1,888.33	15.34%	(171.71)	0.00%	-	0.00%	(171.71)	0.00%	(171.71)	0.00%	
79	Kaknada Gateway Port Limited (KGPL)	India	Subsidiary	51.00%	51.00%	100.00%	0.41%	176.99	0.34%	154.01	0.00%	(0.01)	0.00%	-	0.00%	(0.01)	0.00%	(0.01)	0.00%	
80	GMR Power and Urban Infra Limited (GPUIL)	India	Subsidiary <sup>14</sup>	100.00%	NA	100.00%	0.00%	(0.29)	0.00%	-	0.01%	(0.39)	0.00%	-	0.00%	(0.39)	0.00%	(0.39)	0.00%	
81	GMR Goa International Airport Limited (GIAL)	India	Subsidiary <sup>2</sup>	75.00%	94.13%	99.99%	0.42%	184.60	0.26%	116.50	0.08%	(2.21)	0.00%	-	0.00%	(2.21)	0.00%	(2.21)	0.00%	
82	GMR Infra Developers Limited (GIDL)	India	Subsidiary	100.00%	100.00%	100.00%	1.11%	484.27	4.61%	2,060.03	19.44%	(0.02)	0.00%	-	0.00%	(0.02)	0.00%	(0.02)	0.00%	
<b>Foreign</b>																				
83	GMR Energy (Cyprus) Limited (GECYL)	Cyprus	Subsidiary	100.00%	100.00%	100.00%	-0.35%	(55.128)	-0.30%	(131.92)	0.36%	(16.06)	0.86%	(5.00)	0.23%	(5.00)	0.68%	(5.00)	0.68%	
84	GMR Energy (Netherlands) BV (GENEV)	Netherlands	Subsidiary	100.00%	100.00%	100.00%	0.55%	238.21	0.54%	243.46	0.24%	(10.69)	0.57%	(3.31)	0.15%	(3.31)	0.40%	(3.31)	0.40%	
85	PT Dwiwarna Sejahtera Utama (PTDSU)	Indonesia	NA <sup>6,7</sup>	NA	NA	NA	0.00%	-	0.00%	NA	0.00%	(6.25)	0.00%	-	0.00%	(6.25)	0.00%	(6.25)	0.00%	
86	PT Duta Sarana Intermusa (PTDSI)	Indonesia	NA <sup>6,7</sup>	NA	NA	NA	0.00%	-	0.00%	NA	0.00%	-	0.00%	-	0.00%	-	0.00%	-	0.00%	
87	PT Barasmosa Lestari (PTBSL)	Indonesia	NA <sup>6,7</sup>	NA	NA	NA	0.00%	-	0.00%	NA	0.00%	-	0.00%	-	0.00%	-	0.00%	-	0.00%	
88	PT Unisco (PT)	Indonesia	NA <sup>6,7</sup>	NA	NA	NA	0.00%	-	0.00%	NA	0.00%	-	0.00%	-	0.00%	-	0.00%	-	0.00%	

Notes to the consolidated financial statements for the year ended March 31, 2020

Sl. No.	Name of the entity	Country of incorporation	Relationship as at March 31, 2020	Percentage of effective ownership interest held (directly and indirectly) as at		Percentage of voting rights held as at	As % of consolidated net assets	Net assets, i.e. total assets minus total liabilities*	As % of consolidated net assets	Profit after tax*	As % of total comprehensive income*	Other comprehensive income*	As % of total comprehensive income*	Total comprehensive income*	As % of total comprehensive income*	Total comprehensive income*
				March 31, 2020	March 31, 2019											
89	GMR Energy Projects (Mauritius) Limited (GEPML)	Mauritius	Subsidiary	100.00%	100.00%	100.00%	(1,611.34)	3.50%	(407.47)	-0.86%	(38.58)	1.84%	(22.95)	4.53%	(486.19)	
90	GMR Infrastructure (Singapore) Pte Limited (GSP)	Singapore	Subsidiary	100.00%	100.00%	100.00%	1,498.05	3.35%	857.04	0.67%	29.99	-0.64%	138.19	-8.25%	884.47	
91	GMR Coal Resources Pte Limited (GCRPL)	Singapore	Subsidiary	100.00%	100.00%	100.00%	(193.58)	-0.43%	(64.42)	-0.52%	(23.10)	1.24%	(170.55)	1.10%	(117.58)	
92	GADL International Limited (GADLI)	Isle of Man	Subsidiary	100.00%	100.00%	100.00%	(1,647)	-0.04%	1.24	-0.01%	(0.38)	0.03%	(0.42)	0.00%	(0.01)	
93	GADL (Mauritius) Limited (GADLM)	Mauritius	Subsidiary 2	75.01%	100.00%	100.00%	(0.04)	0.00%	(0.09)	0.00%	(0.03)	0.00%	0.02	0.00%	(0.16)	
94	GMR Male International Airport Private Limited (GMAL)	Maldives	Subsidiary	76.87%	76.87%	76.87%	668.92	1.50%	(13.34)	0.22%	9.65	-0.88%	5.95	-0.19%	20.09	
95	GMR Airports International BV (GABV)	Netherlands	Subsidiary 2.5	75.01%	100.00%	100.00%	(21.6)	-0.05%	(27.97)	-0.07%	(3.16)	0.01%	(155.11)	0.27%	(28.57)	
96	GMR Airport Singapore PTE Limited (GASPL)	Singapore	Subsidiary 4	75.01%	NA	100.00%	-	0.00%	-	0.00%	(0.05)	0.00%	(3.77)	0.00%	-	
97	GMR Airports (Mauritius) Limited (GAML)	Mauritius	Subsidiary 2	75.01%	100.00%	100.00%	3.24	0.01%	(0.33)	0.00%	0.04	0.00%	(0.32)	0.00%	(0.17)	
98	GMR Infrastructure (Mauritius) Limited (GMI)	Mauritius	Subsidiary	100.00%	100.00%	100.00%	762.59	1.71%	(78.74)	0.07%	3.35	-0.21%	105.39	0.65%	(69.63)	
99	GMR Infrastructure (Cyprus) Limited (GCL)	Cyprus	Subsidiary	100.00%	100.00%	100.00%	(21.25)	-0.04%	2.58	-0.47%	(2.07)	1.37%	(90.8)	0.52%	(55.7)	
100	GMR Infrastructure Overseas Limited (GIOL)	Malta	Subsidiary	100.00%	100.00%	100.00%	41.46	0.09%	(0.94)	0.01%	0.51	-0.06%	(0.43)	6.44%	(69.14)	
101	GMR Infrastructure (UK) Limited (GIUK)	United Kingdom	Subsidiary	100.00%	100.00%	100.00%	1.35	0.00%	(3.03)	-0.19%	(8.68)	-0.12%	(12.42)	-0.02%	2.28	
102	GMR Infrastructure (Ghana) Limited (GIGL)	Isle of Man	Subsidiary	100.00%	100.00%	100.00%	1,020.81	2.28%	(0.01)	0.03%	1.52	-0.10%	2.02	-0.04%	4.15	
103	GMR Energy (Ghazal) Limited (GECG)	Isle of Man	Subsidiary	100.00%	100.00%	100.00%	(0.21)	0.00%	(0.07)	-0.53%	(23.58)	1.52%	(23.65)	0.6%	(65.03)	
104	Indo Tausch Trading DMCC (Indo Tausch)	United Arab Emirates	Subsidiary	100.00%	100.00%	100.00%	0.82	0.00%	(0.26)	0.00%	(0.02)	0.00%	(0.30)	0.00%	(0.3)	
105	GMR Infrastructure (Overseas) Limited (GIOOL)	Mauritius	Subsidiary	100.00%	100.00%	100.00%	(1,386.49)	-3.10%	(1,735.93)	-0.74%	(33.03)	0.23%	419.64	16.28%	(1,745.80)	
<b>Joint ventures (investment as per equity method)</b>																
<b>Indian</b>																
106	GMR Energy Limited (GEL)	India	Joint Venture 1,9	69.58%	51.73%	51.73%	3,087.96	6.93%	(1,249.91)	-0.02%	(0.71)	0.00%	(1,190.33)	11.66%	(1,250.13)	
107	GMR Baji Inhi Hydro Power Private Limited (GBHPL)	India	Joint Venture	96.7%	20.14%	20.86%	124.45	0.28%	(0.82)	0.00%	(0.03)	0.00%	(29.10)	0.01%	(0.82)	
108	Delhi Duty Free Services Private Limited (DDFS)	India	Joint Venture 2	36.73%	66.93%	66.93%	300.16	0.67%	91.94	-0.01%	(0.27)	0.00%	85.66	-0.86%	91.82	
109	Laxshya Hyderabad Airport Media Private Limited (Lashya)	India	Joint Venture 2	23.16%	49.00%	49.00%	18.21	0.04%	3.75	0.00%	0.02	0.00%	4.52	-0.03%	3.73	
110	Delhi Aviation Services Private Limited (DASPL)	India	Joint Venture 2	24.00%	50.00%	50.00%	20.57	0.05%	4.04	0.00%	(0.01)	0.00%	4.42	-0.04%	4.04	
111	Delhi Aviation Fuel Facility Private Limited (DAFF)	India	Joint Venture 2	12.48%	26.00%	26.00%	63.98	0.14%	12.81	0.00%	-	0.00%	10.07	-0.12%	12.81	
112	WASL Limited (WASL)	India	NA 2,17	NA	NA	26.00%	4.78	0.01%	3.35	0.00%	-	0.00%	2.41	-0.03%	3.35	
113	GIL SLL IV	India	Joint Venture 9	51.00%	NA	NA	-	0.00%	-	0.00%	-	0.00%	2.72	0.00%	-	
114	GMR Mining & Energy Private Limited (GMEL)	India	NA 1,6	NA	NA	40.00%	(0.74)	0.00%	(0.02)	0.00%	-	0.00%	-	0.00%	(0.02)	
<b>Foreign</b>																
115	GMR Megawide Cebu Airport Corporation (GMCAC)	Philippines	Joint Venture 2,18	30.00%	40.00%	40.00%	466.60	1.04%	48.83	0.00%	(0.22)	0.00%	31.84	-0.46%	48.99	

Notes to the consolidated financial statements for the year ended March 31, 2020

Sl. No.	Name of the entity	Country of incorporation	Relationship as at March 31, 2020	Percentage of effective ownership interest held (directly and indirectly) as at		Percentage of voting rights held as at		As % of consolidated net assets	Net assets, i.e. total assets minus total liabilities*	As % of consolidated net assets	Met assets, i.e. total assets minus total liabilities*	As % of total profit after tax*	Other comprehensive income*	As % of other comprehensive income	Profit after tax*	As % of total profit after tax*	Other comprehensive income*	As % of total comprehensive income*	Total comprehensive income*	As % of total comprehensive income	Total comprehensive income*
				March 31, 2020	March 31, 2019	March 31, 2020	March 31, 2019														
116	Umax GMR Joint Venture (JV)	Turkey	Joint Venture	50.00%	50.00%	50.00%	50.00%	0.00%	(0.96)	0.00%	(0.23)	0.00%	-	0.54	-0.00%	-	-1.65%	(0.64)	-0.00%	0.54	
117	Megawide GSPJ Construction Joint Venture (MGJV)	Philippines	Jointly Controlled Operations	50.00%	50.00%	50.00%	50.00%	0.02%	8.83	-0.10%	27.38	0.03%	(1.37)	28.45	-0.44%	0.96	14.22%	5.52	-0.25%	27.08	
118	Megawide GMR Construction JV, Inc. (MGJV Inc.)	Philippines	Joint Venture	45.00%	45.00%	45.00%	45.00%	0.13%	54.86	-0.72%	20.55	0.00%	-	9.59	-0.15%	-	82.15%	31.89	0.02%	9.59	
119	PT Golden Energy Mines Tbk (PTGEMS)	Indonesia	Joint Venture	30.00%	30.00%	30.00%	30.00%	8.27%	3,611.20	-3.10%	3,443.26	-0.05%	(0.11)	202.46	-3.14%	(2.29)	349.10%	135.52	-1.85%	202.35	
120	Heaikoncrete International Airport SA (Crete)	Greece	Joint Venture	16.23%	9.41%	21.64%	10.00%	0.35%	217.88	0.08%	4.04	0.00%	-	-	0.00%	-	-8.68%	(3.37)	0.00%	-	
<b>Associate</b>																					
121	Geleb Delhi Cargo Terminal Management India Private Limited (CDC TM)	India	Associate	12.48%	15.66%	26.00%	26.00%	0.16%	68.26	-0.23%	57.99	-0.09%	(0.03)	5.78	-0.09%	0.01	26.56%	10.31	-0.05%	5.75	
122	Travel Food Services (Delhi Terminal 3) Private Limited (TFS)	India	Associate	19.20%	24.10%	40.00%	40.00%	0.02%	8.50	-0.06%	5.36	-0.02%	0.02	1.53	-0.02%	(0.05)	726%	2.82	-0.01%	1.55	
123	TIM Delhi Airport Advertising Private Limited (TIM)	India	Associate	23.94%	30.06%	49.00%	49.00%	0.09%	41.01	-0.24%	39.47	-0.20%	0.05	13.13	-0.20%	0.21	2772%	1076	-0.12%	1318	
124	GMR Chhattozgarh Energy Limited (GCEL)	India	NA	NA	47.62%	NA	47.62%	0.00%	-	0.00%	-	0.00%	0.08	(1,485.33)	23.01%	-	0.00%	-	13.85%	(1,485.25)	
125	GMR Rajamundry Energy Limited (GREL)	India	Associate	45.00%	45.00%	45.00%	45.00%	-0.78%	(339.26)	1.77%	(615.34)	-0.50%	0.03	31.97	-0.50%	0.01	-202.81%	(78.73)	-0.30%	32.00	
126	Digi Water Foundation (DWF)	India	Associate	22.29%	17.65%	37.00%	37.00%	0.00%	-	0.00%	-	0.00%	-	-	0.00%	-	0.00%	-	0.00%	-	
<b>Sub Total</b>								<b>100.00%</b>	<b>43,659.46</b>	<b>100.00%</b>	<b>44,712.19</b>	<b>100.00%</b>	<b>4,484.53</b>	<b>(6,455.51)</b>	<b>100.00%</b>	<b>4,484.53</b>	<b>100.00%</b>	<b>38.82</b>	<b>(10,725.50)</b>	<b>100.00%</b>	<b>(10,725.50)</b>
<b>Less: Non controlling interests in all subsidiaries</b>									<b>(2,674.38)</b>		<b>(1,695.02)</b>		<b>(13.34)</b>	<b>(24.29)</b>		<b>(55.87)</b>		<b>(283.06)</b>		<b>(237.63)</b>	
<b>Consolidation adjustments/eliminations**</b>									<b>(40,768.99)</b>		<b>(41,773.28)</b>		<b>(4,460.38)</b>	<b>3,099.22</b>		<b>(4,460.38)</b>		<b>(2,216.86)</b>		<b>7,542.84</b>	
<b>Total</b>									<b>215.89</b>		<b>1,241.89</b>		<b>(31.72)</b>	<b>(3,580.36)</b>		<b>(31.72)</b>		<b>(2,461.10)</b>		<b>(3,420.29)</b>	

\*The figures have been considered from the respective standalone financial statements before consolidation adjustments / eliminations.

\*\* Consolidation adjustments/eliminations include intercompany eliminations and consolidation adjustments.

Notes to the consolidated financial statements for the year ended March 31, 2020

The reporting dates of the subsidiaries, joint ventures and associates coincide with that of the parent Company except in case of foreign subsidiaries (refer SI. No 83 to 105) and foreign joint ventures (refer SI. No 115 to 120) whose financial statements for the year ended on and as at December 31, 2019 were considered for the purpose of consolidated financial statements of the Group.

The financial statements of other subsidiaries / joint ventures / associates have been drawn up to the same reporting date as of the Company, i.e. March 31, 2020.

**Notes:**

- 1 During the year ended March 31, 2019, the Group has accounted for the put option to acquire additional 17.85% stake from investors in regard to GMR Energy Limited at an agreed amount. However, the same has been considered for effective holding but not for voting rights as at March 31, 2020 and March 31, 2019.
- 2 "During the year ended March 31, 2020 change in holding % of GAL is on account of sale of subsidiary (GSL) to ADP Groupe and subsequently effectively holding in GAL reduced to 75.01%. Refer note 45 (xvii) for additional details. During the year ended March 31, 2019, change in holding % of GAL on account of CCPS settlement. Refer note 45 (xi) for additional details."
- 3 Additional stake acquired in subsidiary during the year ended March 31, 2019.
- 4 Disposed during the year ended March 31, 2019.
- 5 Incorporated during the year ended March 31, 2019.
- 6 Ceased to be a subsidiary and became joint venture with effect from August 31, 2018
- 7 The amounts disclosed with respect to net profit / (loss) in the table above comprises of the net profit / (loss) from the operations of such entities till the date of disposal and net profit / (loss) from such disposal.
- 8 The amounts for net assets / (liabilities) and net profit / (loss) of PTGEMS and its joint ventures have been presented on a consolidated basis. (Refer note 21 below.)
- 9 The amounts for net assets / (liabilities) and net profit / (loss) of GEL and its subsidiaries and joint ventures have been presented on a consolidated basis. (Refer note 20 below.)
- 10 During the year ended March 31, 2020 entity has been liquidated/ strike off.
- 11 During the year ended March 31, 2020 GPCL, GCEPL, GKEPL, SJK and GGEAL have been merged with GGAL. (Refer note 47(ii).)
- 12 During the year ended March 31, 2020 GHACLPL and GATL (MRO Division) merged with GAEL and subsequently renamed to GACAEEL.
- 13 During the year ended March 31, 2020 GKAEUL has been merged with GMRHL.
- 14 Incorporated during the year ended March 31, 2020.
- 15 Pursuant to sale of holding in GCEL, ceased to be associate of the Group.
- 16 Pursuant to purchase of additional stake in GMEL, the entity ceased to be an associate of the Group and became a subsidiary.
- 17 Pursuant to sale of holding in WAISL, ceased to be joint venture of the Group.
- 18 The amounts for net assets / (liabilities) and net profit / (loss) of GMCAC and its joint ventures have been presented on a consolidated basis. (Refer note 22 below.)
- 19 Entity has been assessed as joint venture during the year ended March 31, 2020.
- 20 The entities consolidated with GEL are listed below.

SI. No.	Name of the entity	Country of incorporation	Relationship with GIL as at March 31, 2020	Percentage of effective ownership interest held (directly and indirectly) by GIL as at	
				March 31, 2020	March 31, 2019
1	GMR Vemagiri Power Generation Limited (GVPL)	India	Joint Venture	69.58%	69.58%
2	GMR (Badrinath) Hydro Power Generation Private Limited (GBHPL)	India	Joint Venture	69.61%	69.61%
3	GMR Warora Energy Limited (GWEL)	India	Joint Venture	69.58%	69.58%
4	GMR Gujarat Solar Power Limited (GGSPL)	India	Joint Venture	69.58%	69.58%
5	GMR Bundelkhand Energy Private Limited (GBEPL)	India	Joint Venture	69.58%	69.58%
6	GMR Tenaga Operations and Maintenance Private Limited (GTOM)	India	Joint Venture	34.79%	34.79%
7	GMR Maharashtra Energy Limited (GMAEL)	India	Joint Venture	69.58%	69.58%
8	GMR Rajam Solar Power Private Limited (GRSPL)	India	Joint Venture	69.58%	69.58%
9	GMR Indo-Nepal Power Corridors Limited (GINPL)	India	Joint Venture	69.58%	69.58%
10	GMR Indo-Nepal Energy Links Limited (GINELL)	India	Joint Venture	69.58%	69.58%
11	GMR Consulting Services Limited (GCSL)	India	Joint Venture	69.58%	69.58%
12	GMR Kamalanga Energy Limited (GKEL)	India	Joint Venture	60.83%	60.83%
13	GMR Bajoli Holi Hydropower Private Limited (GBHHPL)	India	Joint Venture	55.57%	55.07%
14	Rampia Coal Mine and Energy Private Limited (RCMEPL)	India	Joint Venture	12.10%	12.10%
15	GMR Energy (Mauritius) Limited (GEML)	Mauritius	Joint Venture	71.10%	71.10%
16	Karnali Transmission Company Private Limited (KTCP)	Nepal	Joint Venture	71.10%	71.10%



## Notes to the consolidated financial statements for the year ended March 31, 2020

Sl. No.	Name of the entity	Country of incorporation	Relationship with GIL as at March 31, 2020	Percentage of effective ownership interest held (directly and indirectly) by GIL as at	
				March 31, 2020	March 31, 2019
17	Marsyangdi Transmission Company Private Limited (MTCPL)	Nepal	Joint Venture	NA	71.10%
18	GMR Lion Energy Limited (GLEL)	Mauritius	Joint Venture	71.10%	71.10%
19	GMR Upper Karnali Hydropower Limited (GUKPL)	Nepal	Joint Venture	51.90%	51.90%

21 The entities consolidated with PTGEMS are listed below.

1	PT Roundhill Capital Indonesia (RCI)	Indonesia	Joint Venture	29.70%	29.70%
2	PT Borneo Indobara (BIB)	Indonesia	Joint Venture	29.43%	29.43%
3	PT Kuansing Inti Makmur (KIM)	Indonesia	Joint Venture	30.00%	30.00%
4	PT Karya Cemerlang Persada (KCP)	Indonesia	Joint Venture	30.00%	30.00%
5	PT Bungo Bara Utama (BBU)	Indonesia	Joint Venture	30.00%	30.00%
6	PT Bara Harmonis Batang Asam (BHBA)	Indonesia	Joint Venture	30.00%	30.00%
7	PT Berkat Nusantara Permai (BNP)	Indonesia	Joint Venture	30.00%	30.00%
8	PT Tanjung Belit Bara Utama (TBBU)	Indonesia	Joint Venture	30.00%	30.00%
9	PT Trisula Kencana Sakti (TKS)	Indonesia	Joint Venture	21.00%	21.00%
10	PT Era Mitra Selaras (EMS)	Indonesia	Joint Venture	30.00%	30.00%
11	PT Wahana Rimba Lestari (WRL)	Indonesia	Joint Venture	30.00%	30.00%
12	PT Berkat Satria Abadi (BSA)	Indonesia	Joint Venture	30.00%	30.00%
13	GEMS Trading Resources Pte Limited (GEMSCR)	Singapore	Joint Venture	30.00%	30.00%
14	PT Karya Mining Solution (KMS)	Indonesia	Joint Venture	30.00%	30.00%
15	PT Kuansing Inti Sejahtera (KIS)	Indonesia	Joint Venture	30.00%	30.00%
16	PT Bungo Bara Makmur (BBM)	Indonesia	Joint Venture	30.00%	30.00%
17	PT GEMS Energy Indonesia (PTGEI)	Indonesia	Joint Venture	30.00%	30.00%
18	PT Dwikarya Sejati Utama (PTDSU)	Indonesia	Joint Venture	30.00%	30.00%
19	PT Unsoco (Unsoco)	Indonesia	Joint Venture	30.00%	30.00%
20	PT Barasentosa Lestari (PTBSL)	Indonesia	Joint Venture	30.00%	30.00%
21	PT Duta Sarana Internusa (PTDSI)	Indonesia	Joint Venture	30.00%	30.00%

22 The entities consolidated with GMCAC are listed below.

Sl. No.	Name of the entity	Country of incorporation	Relationship with GIL as at March 31, 2020	Percentage of effective ownership interest held (directly and indirectly) by GIL as at	
				March 31, 2020	March 31, 2019
1	Mactan Travel Retail Group Co. (MTRGC)	Philippines	Joint Venture	18.75%	23.54%
2	SSP-Mactan Cebu Corporation (SMCC)	Philippines	Joint Venture	18.75%	23.54%

## Notes to the consolidated financial statements for the year ended March 31, 2020

### 3. Property, plant and equipment

(₹ in crore)

Particulars	Freehold land	Runways, taxiways, aprons etc.	Buildings (including roads)	Bridges, culverts, bunders etc.	Plant and machinery	Leas-ehold impro-vements	Office equipments (including computers)	Furniture and fixtures (including electrical installations and equipments)	Vehicles and aircrafts	Total	Capital work in progress	Total
<b>Gross block</b>												
<b>At Cost/Deemed Cost</b>												
As at April 01, 2018	38.06	2,099.60	5,626.71	322.97	2,482.78	162.87	102.44	1,128.45	244.09	12,207.97	587.84	12,795.81
Additions	0.11	187.24	323.43	0.01	359.21	16.15	58.01	133.58	8.77	1,086.51	269.19	1,355.70
Disposals	-	-	-	-	(0.54)	(2.36)	(0.39)	(0.53)	(1.62)	(5.44)	-	(5.44)
Exchange differences (Refer note 3.2)	-	6.56	14.09	-	6.74	-	-	2.67	-	30.06	-	30.06
Other adjustments (Refer note 3.5)	-	3.00	(0.75)	-	(1.68)	(0.54)	(0.18)	(0.15)	-	(0.30)	-	(0.30)
<b>As at March 31, 2019</b>	<b>38.17</b>	<b>2,296.40</b>	<b>5,963.48</b>	<b>322.98</b>	<b>2,846.51</b>	<b>176.12</b>	<b>159.88</b>	<b>1,264.02</b>	<b>251.24</b>	<b>13,318.80</b>	<b>857.03</b>	<b>14,175.83</b>
Additions	-	391.41	145.08	-	62.36	6.47	48.90	103.71	9.13	767.06	2,951.99	3,719.05
Disposals	-	-	(23.83)	-	(17.81)	-	(13.03)	(6.63)	(2.86)	(64.16)	-	(64.16)
Exchange differences (Refer note 3.2)	-	1.71	5.28	-	2.77	-	0.01	0.99	-	10.76	-	10.76
Other adjustments (Refer note 3.5)	-	(32.18)	(40.42)	0.72	(5.73)	(1.26)	(1.70)	(1.67)	(0.03)	(82.27)	-	(82.27)
<b>As at March 31, 2020</b>	<b>38.17</b>	<b>2,657.34</b>	<b>6,049.59</b>	<b>323.70</b>	<b>2,888.10</b>	<b>181.33</b>	<b>194.06</b>	<b>1,360.42</b>	<b>257.48</b>	<b>13,950.19</b>	<b>3,809.02</b>	<b>17,759.21</b>
<b>Accumulated Depreciation</b>												
As at April 01, 2018	-	331.40	849.49	39.87	816.06	34.66	40.16	619.41	54.57	2,785.62	-	2,785.62
Charge for the year	-	117.54	264.69	13.35	281.03	13.93	24.38	146.79	16.99	878.70	-	878.70
Disposals	-	-	-	-	(0.20)	(0.91)	(0.37)	(0.46)	(1.62)	(3.56)	-	(3.56)
Adjustment on account of changes in useful life in PPE due to AERA Order (Refer note 3.6)	-	-	17.30	-	8.16	-	-	18.77	-	44.23	-	44.23
Other adjustments	-	-	-	-	(0.44)	(0.13)	(0.04)	-	-	(0.61)	-	(0.61)
<b>As at March 31, 2019</b>	<b>-</b>	<b>448.94</b>	<b>1,131.48</b>	<b>53.22</b>	<b>1,104.61</b>	<b>47.55</b>	<b>64.13</b>	<b>784.51</b>	<b>69.94</b>	<b>3,704.38</b>	<b>-</b>	<b>3,704.38</b>
Charge for the year	-	128.25	271.77	13.39	291.57	14.67	34.06	132.44	17.47	903.62	-	903.62
Disposals	-	-	(3.14)	-	(12.42)	-	(12.68)	(6.16)	(2.81)	(37.21)	-	(37.21)
Other adjustments	-	-	-	-	0.05	-	(0.33)	-	-	(0.28)	-	(0.28)
<b>As at March 31, 2020</b>	<b>-</b>	<b>577.19</b>	<b>1,400.11</b>	<b>66.61</b>	<b>1,383.81</b>	<b>62.22</b>	<b>85.18</b>	<b>910.79</b>	<b>84.60</b>	<b>4,570.51</b>	<b>-</b>	<b>4,570.51</b>
<b>Net Block</b>												
As at March 31, 2019	38.17	1,847.46	4,832.00	269.76	1,741.90	128.57	95.75	479.51	181.30	9,614.42	857.03	10,471.45
As at March 31, 2020	38.17	2,080.15	4,649.48	257.09	1,504.29	119.11	108.88	449.63	172.88	9,379.68	3,809.02	13,188.70

Notes:

- Buildings (including roads) with gross block of ₹ 5,908.54 crore (March 31, 2018-2019: ₹ 5,819.87 crore), runways, taxiways, aprons, bridges, culverts, bunders etc. are on leasehold land.
- Foreign exchange differences in gross block:**
  - Foreign exchange gain of ₹ 0.02 crore (March 31, 2018-2019: gain of ₹ 0.02 crore) on account of translating the financial statement items of foreign entities using the exchange rate at the balance sheet date.
  - The MCA, Government of India ('GoI') vide its Notification No GSR 225 (E) dated March 31, 2009 prescribed certain changes to AS - 11 on 'The Effects of Changes in Foreign Exchange Rates'. The Group has, pursuant to adoption of such prescribed changes to the said Standard, exercised the option of recognizing the exchange differences arising in reporting of foreign currency monetary items at rates different from those at which

## Notes to the consolidated financial statements for the year ended March 31, 2020

they were recorded earlier, in the original cost of such depreciable assets in so far such exchange differences arose on foreign currency monetary items relating to the acquisition of depreciable assets. Exchange differences are capitalized as per paragraph D13AA of Ind AS 101 'First time adoption' availing the optional exemption that allows first time adopter to continue capitalization of exchange differences in respect of long term foreign currency monetary items recognized in the consolidated financial statement for the period ending immediately beginning of the first Ind AS financial reporting period as per the previous GAAP. Accordingly, Foreign exchange loss of ₹ 10.74 crore (March 31, 2019: loss of ₹ 30.04 crore) in respect of exchange differences arising on foreign currency monetary items relating to the acquisition of depreciable assets have been adjusted against property, plant and equipment.

3. The property, plant and equipment of the Group has been pledged for the borrowings taken by the Group. Also refer note 18 and note 23.
4. Depreciation for the year of ₹ 1.58 crore (March 31, 2019: ₹ 0.38 crore) related to certain consolidated entities in the project stage, which are included in capital work-in-progress.
5. Other Adjustments include reversal of input credit of GST in GHIAL and DIAL amounting to ₹ 77.90 crore (March 31, 2019: Nil) and ₹ 2.11 crore (March 31, 2019: ₹ 2.99 crore) pertaining to project construction which are no longer payable now. It also includes capitalisation of interest of GHIAL amounting to ₹ Nil (March 31, 2019: ₹ 5.11 crore).
6. On account of change in useful life of asset during March 31, 2019 as per Airport Economic Regulatory Authority Order No. 35/2017-18 dated January 12, 2018 and amended on April 09, 2018 in the matter of useful life of airport assets, effective from April 01, 2018, additional depreciation of ₹ 44.23 crore was charged in the retained earnings during the previous year ended March 31, 2019.
7. Also refer note 41(a) and note 45(i).

## Notes to the consolidated financial statements for the year ended March 31, 2020

### 4. Right of use assets

(₹ in crore)

Particulars	Land	Buildings (including roads)	Plant and machinery	Leasehold improv- ements	Office equipments (including computers)	Vehicles and aircrafts	Furniture and fixtures (including electrical installations and equipments)	Total
<b>As at April 01, 2019</b>	<b>0.65</b>	<b>102.13</b>	<b>4.29</b>	<b>11.30</b>	<b>1.21</b>	<b>0.10</b>	<b>4.70</b>	<b>124.38</b>
Additions	-	0.95	-	-	-	-	-	0.95
Disposals	-	(2.98)	-	-	-	-	-	(2.98)
<b>As at March 31, 2020</b>	<b>0.65</b>	<b>100.10</b>	<b>4.29</b>	<b>11.30</b>	<b>1.21</b>	<b>0.10</b>	<b>4.70</b>	<b>122.35</b>
<b>Accumulated depreciation</b>								
<b>As at April 01, 2019</b>	-	-	-	-	0.28	-	-	0.28
Charge for the year	0.26	8.56	2.03	0.26	0.47	0.03	4.27	15.88
<b>As at March 31, 2020</b>	<b>0.26</b>	<b>8.56</b>	<b>2.03</b>	<b>0.26</b>	<b>0.75</b>	<b>0.03</b>	<b>4.27</b>	<b>16.16</b>
<b>Net book value</b>								
<b>As at March 31, 2020</b>	<b>0.39</b>	<b>91.54</b>	<b>2.26</b>	<b>11.04</b>	<b>0.46</b>	<b>0.07</b>	<b>0.43</b>	<b>106.19</b>

#### Notes

1 Accumulated depreciation as on April 01, 2019 represents asset taken on finance lease which was earlier classified in property, plant and equipments.

2 Depreciation of ₹ 0.17 crore has been charged to capital work in progress.

### 5 Investment property

(₹ in crore)

Particulars	Investment property		Investment property under construction	Total
	Land	Buildings		
<b>Gross Block/ Cost</b>				
<b>As at April 01, 2018</b>	<b>208.71</b>	<b>39.56</b>	<b>2,558.35</b>	<b>2,806.62</b>
Acquisitions during the year	0.05	0.20	-	0.25
Expenses capitalised during the year	-	-	336.37	336.37
Disposals	(0.56)	-	-	(0.56)
<b>As at March 31, 2019</b>	<b>208.20</b>	<b>39.76</b>	<b>2,894.72</b>	<b>3,142.68</b>
Acquisitions during the year	1.00	-	1.14	2.14
Expenses capitalised during the year	-	-	356.70	356.70
Disposals	(6.46)	-	-	(6.46)
<b>As at March 31, 2020</b>	<b>202.74</b>	<b>39.76</b>	<b>3,252.56</b>	<b>3,495.06</b>
<b>Accumulated depreciation</b>				
<b>As at April 01, 2018</b>	-	<b>2.01</b>	-	<b>2.01</b>
Charge for the year	-	0.88	-	0.88
<b>As at March 31, 2019</b>	-	<b>2.89</b>	-	<b>2.89</b>
Charge for the year	-	0.89	-	0.89
<b>As at March 31, 2020</b>	-	<b>3.78</b>	-	<b>3.78</b>

## Notes to the consolidated financial statements for the year ended March 31, 2020

<b>Net block</b>				
<b>As at March 31, 2019</b>	<b>208.20</b>	<b>36.87</b>	<b>2,894.72</b>	<b>3,139.79</b>
<b>As at March 31, 2020</b>	<b>202.74</b>	<b>35.98</b>	<b>3,252.56</b>	<b>3,491.28</b>

**Notes :****(a) Information regarding income and expenditure of Investment property:**

(₹ in crore)

<b>Particulars</b>	<b>March 31, 2020</b>	<b>March 31, 2019</b>
Rental income derived from investment property	9.10	7.36
Less: Direct operating expenses (including repairs and maintenance) generating rental income	(3.33)	(3.33)
Less: Direct operating expenses (including repairs and maintenance) that did not generate rental income	(3.84)	(2.90)
<b>Profit arising from investment properties before depreciation</b>	<b>1.93</b>	<b>1.13</b>
Less: Depreciation for the year	(0.89)	(0.88)
<b>Profit arising from investment properties</b>	<b>1.04</b>	<b>0.25</b>

- (b) Investment property under construction as at March 31, 2020 represents 10,833 acres (March 31, 2019 : 10,865 acres) of land held by the Group consisting of 8,241 acres (March 31, 2019 : 8,241 acres) of land held by KSL for the purpose of SEZ and industrial in Kakinada, 1,325 acres (March 31, 2019 : 1,325 acres) of land held by GKSIR for the purpose of SEZ at Krishnagiri and 1,267 acres (March 31, 2019 : 1,299 acres) of land held by various other entities.
- (c) State Industries Promotion Corporation of Tamil Nadu (SIPCOT) has issued notification / notice for acquisition of 595.15 acres (March 31, 2019 : 592 acres) of land for industrial purpose. The management of the Group does not foresee any financial loss arising out of such notification / notice.
- (d) Investment property of the Group has been pledged for the borrowing taken by the Group. (Refer note 18 and note 23.)
- (e) Certain investment properties are leased to tenants under long-term operating leases with rentals payable monthly. Refer note 42 for details on future minimum lease rentals.
- (f) Refer to note 41 (a) for disclosure of contractual commitments for investment property.
- (g) Fair value hierarchy disclosures for investment property have been provided in Note 52.

**6. Goodwill on Consolidation**

(₹ in crore)

<b>Particulars</b>	
<b>Cost</b>	
As at April 01, 2018	458.56
As at March 31, 2019	458.56
<b>As at March 31, 2020</b>	<b>458.56</b>
<b>Accumulated impairment</b>	
<b>As at April 01, 2018</b>	-
Charge / other adjustments for the year	-
<b>As at March 31, 2019</b>	-
Charge / other adjustments for the year	21.88
<b>As at March 31, 2020</b>	<b>21.88</b>
<b>Net book value</b>	
<b>As at March 31, 2019</b>	458.56
<b>As at March 31, 2020</b>	<b>436.68</b>

**Notes:****i) Allocation of Goodwill to reportable segments:**

The goodwill amounting to ₹ 436.68 crores (March 31, 2019 : ₹ 458.56 crores) acquired through business combination has been entirely allocated to 'Airport' segment of the Group.

## Notes to the consolidated financial statements for the year ended March 31, 2020

### ii) Allocation of goodwill to cash generating units (CGU):

Goodwill has been allocated to the following CGUs for impairment testing purpose with carrying amount of goodwill being significant in comparison with the entity's total carrying amount of goodwill with indefinite useful lives :

(₹ in crore)

Particulars	March 31, 2020	March 31, 2019
Goodwill relating to GAL	346.89	346.89
Goodwill relating to DIAL	57.13	79.01
Goodwill relating to DAPSL	32.66	32.66
<b>Total</b>	<b>436.68</b>	<b>458.56</b>

The recoverable amount of the above mentioned Groups, for impairment testing is determined based on value-in-use calculations which uses cash flow projections based on financial budgets approved by management covering a period ranging from 60-62 years, as based on the agreements with respective authorities.

### iii) Key assumptions used for value in use calculations are as follows: \*\*

The Group prepares its cash flow forecasts based on the most recent financial budgets approved by management with projected revenue growth rate ranges from 0% to 48% for the forecast period. The rate used to discount the forecasted cash flows ranges from 15% to 15.50%.

**\* Discount rates** - Management estimates discount rates that reflect current market assessments of the risks specific to the CGU, taking into consideration the time value of money and individual risks of the underlying assets that have not been incorporated in the cash flow estimates. The discount rate calculation is based on the specific circumstances of the Group and its operating segments and is derived from its weighted average cost of capital (WACC).

**# Growth rates** - The growth rates are based on industry growth forecasts. Management determines the budgeted growth rates based on past performance and its expectations on market development. The weighted average growth rates used were consistent with industry reports.

## 7. Other intangible assets

(₹ in crore)

Particulars	Airport concessionaire rights	Capitalised software	Carriage-ways	Technical know-how	Power Plant concessionaire rights	Right to Cargo facility	Total
<b>Gross block</b>							
<b>At Cost/Deemed Cost</b>							
<b>As at April 01, 2018</b>	<b>430.47</b>	<b>20.70</b>	<b>2,728.98</b>	<b>8.98</b>	<b>14.82</b>	<b>21.03</b>	<b>3,224.98</b>
Additions	-	4.61	3.71	-	-	5.66	13.98
Disposals	-	-	-	-	-	(0.35)	(0.35)
<b>As at March 31, 2019</b>	<b>430.47</b>	<b>25.31</b>	<b>2,732.69</b>	<b>8.98</b>	<b>14.82</b>	<b>26.34</b>	<b>3,238.61</b>
Additions	-	15.01	1.68	-	-	3.72	20.41
Disposals	-	(0.20)	-	-	-	(0.05)	(0.25)
<b>As at March 31, 2020</b>	<b>430.47</b>	<b>40.12</b>	<b>2,734.37</b>	<b>8.98</b>	<b>14.82</b>	<b>30.01</b>	<b>3,258.77</b>
<b>Accumulated amortisation and impairment</b>							
<b>As at April 01, 2018</b>	<b>36.90</b>	<b>13.07</b>	<b>196.21</b>	<b>8.98</b>	<b>5.30</b>	<b>6.57</b>	<b>267.03</b>
Charge for the year	8.20	2.67	89.04	-	0.92	3.93	104.76
Disposals	-	-	-	-	-	(0.23)	(0.23)
<b>As at March 31, 2019</b>	<b>45.10</b>	<b>15.74</b>	<b>285.25</b>	<b>8.98</b>	<b>6.22</b>	<b>10.27</b>	<b>371.56</b>
Charge for the year	8.21	3.60	106.22	-	0.82	4.88	123.73
Disposals	-	(0.14)	-	-	-	(0.05)	(0.19)
<b>As at March 31, 2020</b>	<b>53.31</b>	<b>19.20</b>	<b>391.47</b>	<b>8.98</b>	<b>7.04</b>	<b>15.10</b>	<b>495.10</b>
<b>As at March 31, 2019</b>	<b>385.37</b>	<b>9.57</b>	<b>2,447.44</b>	<b>-</b>	<b>8.60</b>	<b>16.07</b>	<b>2,867.05</b>
<b>As at March 31, 2020</b>	<b>377.16</b>	<b>20.92</b>	<b>2,342.90</b>	<b>-</b>	<b>7.78</b>	<b>14.91</b>	<b>2,763.67</b>

## Notes to the consolidated financial statements for the year ended March 31, 2020

## 8A. Interest in Joint ventures

## (a) Details of joint ventures :

Name of the Entity	Country of incorporation / Place of Business	Percentage of effective ownership interest held (directly and indirectly) as at		Percentage of voting right held as at		Nature of Activities	Accounting Method
		March 31, 2020	March 31, 2019	March 31, 2020	March 31, 2019		
<b>a) Material Joint Ventures :</b> GMR Megawide Cebu Airport Corporation (GMCAC) <sup>5, 3</sup>	Philippines	30.00%	37.66%	40.00%	40.00%	Operates the Mactan Cebu International Airport.	Equity Method
Delhi Duty Free Services Private Limited (DDFS) <sup>3</sup>	India	36.73%	46.10%	66.93%	66.93%	Operates Duty free shop at Indira Gandhi International Airport, New Delhi.	Equity Method
GMR Energy Limited (GEL) and its components <sup>4</sup>	India	69.58%	69.58%	51.73%	51.73%	Owns / operates / constructs thermal, solar and hydro power plants through its subsidiaries and joint ventures.	Equity Method
PT Golden Energy Mines TBK (PTGEMS) and its components <sup>5</sup>	Indonesia	30.00%	30.00%	30.00%	30.00%	Coal mining and trading operations in Indonesia .	Equity Method
<b>b) Others :</b> Delhi Aviation Services Private Limited (DASPL) <sup>3</sup>	India	24.00%	30.12%	50.00%	50.00%	Manages the operation of bridge mounted equipment and supply potable water at Indira Gandhi International Airport, New Delhi.	Equity Method
Delhi Aviation Fuel Facility Private Limited (DAFFPL) <sup>3</sup>	India	12.48%	15.66%	26.00%	26.00%	Operates aircraft refueling facility at Indira Gandhi International Airport, New Delhi.	Equity Method
WAISL Limited (WAISL) <sup>3, 8</sup>	India	NA	15.66%	NA	26.00%	Provides IT infrastructure services at Indira Gandhi International Airport, New Delhi.	Equity Method
Laqshya Hyderabad Airport Media Private Limited (Laqshya) <sup>3</sup>	India	23.16%	29.06%	49.00%	49.00%	Provides outdoor media services for display of advertisement at Hyderabad Airport.	Equity Method
GMR Bajoli Holi Hydropower Private Limited (GBHHPL) <sup>3, 6</sup>	India	9.67%	12.57%	20.14%	20.86%	180 MW hydro based power project under construction	Equity Method
Limak GMR Joint Venture (Limak) <sup>5</sup>	Turkey	50.00%	50.00%	50.00%	50.00%	Joint venture formed for construction of ISG airport, Turkey.	Equity Method
GMR Mining & Energy Private Limited (GMEL) <sup>7</sup>	India	NA	40.0%	NA	40.00%	Engaged in mining.	Equity Method
Megawide GMR Construction JV, Inc. (MGCJV Inc.) <sup>5</sup>	Philippines	45.00%	45.00%	45.00%	45.00%	Joint venture formed for construction of Clark Airport, Phillipines.	Equity Method
GIL SIL JV	India	51.00%	NA	51.00%	NA	Engaged in Engineering, Procurement and Construction (EPC) activities	Equity Method
Heraklion Crete International Airport S.A. (Crete) <sup>5</sup>	Greece	16.23%	9.41%	21.64%	10.00%	Develop, construct, operate and management of the New Heraklion Airport.	Equity Method

## Notes :

- 1 Aggregate amount of unquoted investment in joint ventures ₹ 3,283.77 crore (March 31, 2019 : ₹ 4,113.19 crore).
- 2 Aggregate amount of quoted investment in joint ventures ₹ 3,611.21 crores (March 31, 2019 : ₹ 3,443.26 crore) ; Market value of quoted investments in joint ventures : December 31, 2019 : ₹ 2,313.15 (December 31, 2018 : ₹ 2,139.71) based on last trading. The trading of shares is suspended since January, 2018. Also refer Note 8(b)(13)(iii).
- 3 Change in holding % of GAL on account of CCPS settlement during the year. Refer note 45(xi) for additional details.

## Notes to the consolidated financial statements for the year ended March 31, 2020

- 4 During the year ended March 31, 2019, the Group has accounted for the put option to acquire additional 17.85% stake from investors in regard to GMR Energy Limited at an agreed amount. However, the same has been considered for effective holding but not for voting rights as at March 31, 2020 and March 31, 2019. GEL and its components together have been referred to as 'GEL Group'.
- 5 The reporting dates of the joint ventures entities coincide with the parent Company except in case of GMCAC, PTGEMS and its components, Limak, MGCJV Inc. and Crete whose financial statements for the year ended on and as at December 31, 2018 and December 31, 2019 as applicable were considered for the purpose of consolidated financial statements of the Group as these are the entities incorporated outside India and their financials are prepared as per calendar year i.e. January to December.
- 6 Shareholding excludes the shares held by GEL in GBHHPL.
- 7 Shareholding excludes the shares held by GCEL in GMEL. During the year ended March 31, 2020 the Group has sold its investment in GCEL and one of the subsidiary of the Group has purchased the remaining share of GMEL from GCEL. Accordingly GMEL became a subsidiary of the Group.
- 8 DIAL sold its entire investment in WAISL on June 26, 2019.



## Notes to the consolidated financial statements for the year ended March 31, 2020

2. Summarised financial information for material joint ventures

(₹ in crore)

Particulars	GEL and its components**		DDFS		GMCAC		PTGEMS and its components		Total	
	March 31, 2020	March 31, 2019	March 31, 2020	March 31, 2019	December 31, 2019	December 31, 2018	December 31, 2019	December 31, 2018	March 31, 2020	March 31, 2019
<b>Current assets</b>										
Cash and cash equivalents	31.43	15.66	6.96	20.01	164.60	253.94	960.20	549.12	1,163.19	838.73
Current tax assets	-	-	-	-	-	-	-	3.47	-	3.47
Other assets	9,079.9	1,012.45	335.74	2,69.11	185.41	130.71	1,665.08	1,733.07	3,094.22	3,145.34
<b>Total current assets</b>	<b>9,394.2</b>	<b>1,028.11</b>	<b>342.70</b>	<b>289.12</b>	<b>350.01</b>	<b>384.65</b>	<b>2,625.28</b>	<b>2,285.66</b>	<b>4,257.41</b>	<b>3,987.54</b>
<b>Non current assets</b>										
Non current tax assets	13.40	16.85	1.76	0.71	-	-	-	-	15.16	17.56
Deferred tax assets	-	247.24	10.26	11.67	-	-	50.87	42.00	61.13	300.91
Other non current assets	5,649.56	6,012.73	3,089.4	2,971.5	4,680.90	4,247.65	2,896.49	2,563.89	13,535.89	13,121.42
<b>Total non current assets</b>	<b>5,662.96</b>	<b>6,276.82</b>	<b>320.96</b>	<b>309.53</b>	<b>4,680.90</b>	<b>4,247.65</b>	<b>2,947.36</b>	<b>2,605.89</b>	<b>13,612.18</b>	<b>13,439.89</b>
<b>Current liabilities</b>										
Financial liabilities (excluding trade payable)	2,342.09	2,180.54	60.88	111.88	76.61	12.36	393.60	477.43	2,873.18	2,782.21
Current tax liabilities	27.75	27.76	1.79	2.25	-	-	31.08	33.62	60.62	63.63
Other liabilities (including trade payable)	379.65	389.16	188.70	1,090.5	194.88	127.86	1,559.81	1,220.92	2,323.04	1,846.99
<b>Total current liabilities</b>	<b>2,749.49</b>	<b>2,597.46</b>	<b>251.37</b>	<b>223.18</b>	<b>271.49</b>	<b>140.22</b>	<b>1,984.49</b>	<b>1,731.97</b>	<b>5,256.84</b>	<b>4,692.83</b>
<b>Non current liabilities</b>										
Financial liabilities (excluding trade payable)	2,761.80	2,972.22	36.75	41.64	3,343.74	3,209.80	796.56	756.93	6,938.85	6,980.59
Deferred tax liabilities	40.51	0.50	-	-	70.62	45.62	167.58	164.38	278.71	210.50
Other liabilities (including trade payable)	188.51	177.15	6.68	4.94	36.92	70.17	66.52	34.70	298.63	286.96
<b>Total non current liabilities</b>	<b>2,990.82</b>	<b>3,149.87</b>	<b>43.43</b>	<b>46.58</b>	<b>3,451.28</b>	<b>3,325.59</b>	<b>1,030.66</b>	<b>956.01</b>	<b>7,516.19</b>	<b>7,478.05</b>
Less: Non controlling interest	(13.43)	(14.02)	-	-	-	-	(16.71)	(8.45)	(30.14)	(22.47)
<b>Net assets</b>	<b>848.64</b>	<b>1,543.58</b>	<b>368.86</b>	<b>328.89</b>	<b>1,308.14</b>	<b>1,166.49</b>	<b>2,540.78</b>	<b>2,195.12</b>	<b>5,066.42</b>	<b>5,234.08</b>

\*\* Refer note 8a(i)(4)

Notes to the consolidated financial statements for the year ended March 31, 2020

(₹ in crore)

Particulars	GEL and its components**		DDFS		GMCAC		PTGEMS and its components		Total	
	March 31, 2020	March 31, 2019	March 31, 2020	March 31, 2019	December 31, 2019	December 31, 2018	December 31, 2019	December 31, 2018	March 31, 2020	March 31, 2019
Opening net assets	1,543.58	1,431.09	328.89	263.70	1,166.49	975.63	2,195.13	1,884.92	5,234.09	4,555.34
Profit / (loss) for the year	(731.35)	(4.20)	146.47	152.17	68.40	122.07	459.36	674.86	(571.12)	944.90
Other Comprehensive Income	(0.80)	2.35	(0.40)	(0.18)	(0.55)	0.41	(7.62)	(0.36)	(9.36)	2.22
Dividends paid	-	-	(88.00)	(72.00)	-	-	(161.53)	(512.45)	(249.53)	(584.45)
Dividend distribution tax	-	-	(18.10)	(14.80)	-	-	-	-	(18.10)	(14.80)
Foreign currency translation difference account	-	-	-	-	73.80	32.96	55.43	148.15	129.23	181.11
Additional issue of shares during the year	-	-	-	-	-	35.42	-	-	-	35.42
Other adjustments	37.21	114.34	-	-	-	-	-	-	37.21	114.34
<b>Closing net assets</b>	<b>848.64</b>	<b>1,543.58</b>	<b>368.86</b>	<b>328.89</b>	<b>1,308.14</b>	<b>1,166.49</b>	<b>2,540.78</b>	<b>2,195.12</b>	<b>5,066.42</b>	<b>5,234.08</b>
Proportion of the Group's ownership**	69.58%	69.58%	66.93%	66.93%	40.00%	40.00%	30.00%	30.00%	30.00%	30.00%
Group's share	590.49	1,074.02	246.88	220.13	523.26	466.60	762.23	658.54	2,122.86	2,419.29
<b>Adjustments to the equity values</b>										
a) Fair valuation of investments	2,862.53	2,862.53	-	-	-	-	-	-	2,862.53	2,862.53
b) Goodwill	-	-	80.03	80.03	-	-	2,848.98	2,784.72	2,929.01	2,864.75
c) Additional Impairment Charge (Refer note 8B(13)(ii))	(1,923.63)	(1,242.72)	-	-	-	-	-	-	(1,923.63)	(1,242.72)
d) Acquisition of 17.85% stake	400.25	400.25	-	-	-	-	-	-	400.25	400.25
e) Other adjustments	(32.00)	(6.12)	-	-	-	-	-	-	(32.00)	(6.12)
<b>Carrying amount of the investment</b>	<b>1,897.63</b>	<b>3,087.96</b>	<b>326.91</b>	<b>300.16</b>	<b>523.26</b>	<b>466.60</b>	<b>3,611.21</b>	<b>3,443.26</b>	<b>6,359.01</b>	<b>7,297.98</b>

\*\* Refer Note 8A(a)(4)

4. Summarised statement of profit & loss for material joint ventures

(₹ in crore)

Particulars	GEL and its components		DDFS		GMCAC		PTGEMS and its components		Total	
	March 31, 2020	March 31, 2019	March 31, 2020	March 31, 2019	December 31, 2019	December 31, 2018	December 31, 2019	December 31, 2018	March 31, 2020	March 31, 2019
Revenue from operations	1,880.50	1,932.42	1,414.59	1,358.30	501.95	388.61	7,777.59	7,140.50	11,574.63	10,819.83
Interest Income	7.39	5,795	174.4	431.0	10.61	3.06	90.34	53.48	125.78	157.59
Depreciation and amortisation expenses	180.03	172.34	36.79	24.91	8.10	5.49	158.20	383.12	257.31	257.31
Finance cost	651.24	659.17	9.83	9.32	130.27	72.26	80.05	35.96	871.39	776.71
Other expenses (net of other income)	1,417.45	1,283.63	1,189.39	1,129.58	280.43	169.43	6,920.15	6,173.23	9,807.42	8,755.87
Tax expenses / (income)	287.48	(221.31)	49.55	85.42	25.36	22.42	240.64	243.21	603.03	1,297.4
Profit / (loss) from continuing operations	(648.31)	96.54	146.47	152.17	68.40	122.07	468.89	687.01	35.45	1,057.79
Profit / (loss) from discontinued operations	(83.63)	13.50	-	-	-	-	-	-	(83.63)	13.50
Profit / (loss) for the year	(731.94)	110.04	146.47	152.17	68.40	122.07	468.89	687.01	(48.18)	1,071.29
Less: Non controlling interest	0.59	0.07	-	-	-	-	(9.53)	(12.15)	(8.94)	(12.08)
Profit / (loss) for the year attributable to parent	(731.35)	110.11	146.47	152.17	68.40	122.07	459.36	674.86	(57.12)	1,059.21
Other comprehensive income	(0.80)	2.35	(0.40)	(0.18)	(0.55)	0.41	(7.97)	(0.42)	(9.72)	2.16
Less: Non controlling interest	-	-	-	-	-	-	0.35	(0.06)	0.35	(0.06)
Other comprehensive income attributable to parent	(0.80)	2.35	(0.40)	(0.18)	(0.55)	0.41	(7.62)	(0.36)	(9.37)	2.22
Total comprehensive income to parent	(732.15)	112.46	146.07	151.99	67.85	122.48	451.74	674.50	(66.49)	1,061.43
Less: DDT paid	-	-	(18.09)	(14.80)	-	-	-	-	(18.09)	(14.80)
Total comprehensive income to parent net of DDT	(732.15)	112.46	127.98	137.19	67.85	122.48	451.74	674.50	(84.58)	1,046.63
Less: Profit on sale of Himtal attributable to recovery of Goodwill	-	(114.31)	-	-	-	-	-	-	-	(114.31)
Total comprehensive income to parent net of DDT and other adjustments	(732.15)	(1.85)	127.98	137.19	67.85	122.48	451.74	674.50	(84.58)	932.32
Group share of profit / (loss) for the year	(509.43)	(1,229)	85.66	91.82	2,714	48.99	135.52	202.35	(261.11)	341.87
Additional impairment charge	(680.91)	(1,242.72)	-	-	-	-	-	-	(680.91)	(1,242.72)
Dividend received by Group from joint ventures	-	-	58.90	48.18	-	-	48.46	153.73	107.36	201.91

## Notes to the consolidated financial statements for the year ended March 31, 2020

## 5. Financial information in respect of other joint ventures

(₹ in crore)

Particulars	March 31, 2020	March 31, 2019
Aggregate carrying amount of investments in individually immaterial joint ventures	535.97	258.47
Aggregate amount of Group's share of :		
- Profit / (loss) for the year from continuing operations	29.00	34.59
- Other comprehensive income for the year	(0.03)	(0.03)
- Total comprehensive income for the year	28.97	34.56
- Less : DDT paid	(1.34)	(1.21)
- Total comprehensive income for the year (net of DDT)	27.63	33.35

## 6. Contingent liabilities in respect of joint ventures (Group's share)

## a) Contingent liabilities (Group's share)

(₹ in crore)

Particulars	March 31, 2020	March 31, 2019
<b>Contingent Liabilities</b>		
Corporate guarantees	528.81	1,015.87
Bank guarantees outstanding / Letter of credit outstanding	448.93	383.73
Disputed entry tax liabilities	102.67	102.67
Claims against the Group not acknowledged as debts	1,210.18	1,215.35
Disputed arrears of electricity charges	54.08	61.26
Matters relating to income tax under dispute	6.62	62.10
Matters relating to indirect taxes duty under dispute	41.52	41.56
Disputed demand for deposit of fund setup by water resource department	37.66	36.50
<b>Total</b>	<b>2,430.47</b>	<b>2,919.04</b>

## b) Notes

- i) The management of the Group believes that the ultimate outcome of the above matters will not have any material adverse effect on the Group's consolidated financial position and result of operations.
- ii) Refer note 49(b) with regard to corporate guarantee provided by the Group on behalf of joint ventures.
- iii) A search under section 132 of the IT Act was carried out at the premises of GEL and certain entities of the GEL Group by the income tax authorities on October 11, 2012, followed by search closure visits on various dates during the year ended March 31, 2013 to check the compliance with the provisions of the IT Act. The income tax department has subsequently sought certain information / clarifications. During the year ended March 31, 2015 and March 31, 2016, block assessments have been completed for some of the companies of the Group and appeals have been filed with the income tax department against the disallowances made in the assessment orders. The management of the Group believes that it has complied with all the applicable provisions of the IT Act with respect to its operations.
- iv) GKEL and GWEL has been made a party to various litigation in relation to land acquired and other matters for their power project. The compensation award has already been deposited with the Government and the possession of all these lands have already been handed over to GKEL/GWEL. In all these matters there are no adverse interim orders as at March 31, 2019. The management of the Group believes that the claims filed against GKEL/GWEL are not tenable and does not have any adverse impact on the consolidated financial statements.
- v) GEL had entered into a Power Purchase Agreements ('PPAs') with Karnataka Power Transmission Corporation Limited for supply of energy during the period December 15, 1997 to July 7, 2008. GEL had a Fuel Supply Agreement ('FSA') with a fuel supplier towards purchase of Naphtha for generation of electricity during the aforementioned period. The FSA provided for payment of liquidated damages to the fuel supplier in the event there was a shortfall in the purchase of the annual guaranteed quantity.

During the year ended March 31, 2013, GEL received a demand towards liquidated damages amounting to ₹ 296.16 crore along with an interest of ₹ 5.55 crore towards failure of GEL to purchase the annual guaranteed quantity for the period from November 21, 2001 to June 6, 2008 under the erstwhile FSA. GEL had disputed the demand from the supplier towards the aforementioned damages. Further, GEL has

## Notes to the consolidated financial statements for the year ended March 31, 2020

filed its statement of defense and counter claim amounting to ₹ 35.96 crore along with interest at the rate of 18% p.a.

The matter was under arbitration. During the year ended March 31, 2017, the Arbitration Tribunal issued its arbitral award directing the fuel supplier to pay ₹ 32.21 crore to GEL towards its counter claim filed by GEL and rejected the claims of the fuel supplier. Subsequently, the fuel supplier filed an appeal before the District Civil Court of Bangalore for setting aside the entire arbitration award. The fuel supplier has also filed an interim application under Section 36 of the Arbitration and Conciliation Act for grant of interim stay on execution of the Arbitration award. The District City Civil Court vide its order issued the stay order on the operation of the Arbitration Award on furnishing of a bank guarantee by the fuel supplier equivalent to 50% of counter claim amount. Fuel supplier has filed writ petition before Karnataka High Court for setting aside the interim stay order dated March 04, 2017. Karnataka high court has dismissed the objection petition. GEL has filed execution petition before Delhi High Court for execution of Arbitral award, the outcome of which is awaited.

Fuel supplier has filed an appeal before Bangalore High court against the order passed by the District Civil Court. Hon'ble High Court, ordered stay of the Award subject to Fuel supplier depositing 50% of the Award amount. Hon'ble High Court has allowed GEL to withdraw the amount on furnishing BG of equivalent amount. GEL has filed application for permission to withdraw amount upon submission of Corporate Guarantees. During the year ended March 31, 2020, High court allowed GEL's Application with the condition that GEL Group give Affidavit-cum-Undertaking to state that it will not encumber/sell its land offered as security, till the disposal of the Appeal of fuel supplier.

Further, based on submission of two Corporate Guarantee copies by GEL and GGAL and Affidavit of undertaking by GBEL the court had permitted GEL to withdraw the amount which has been deposited by the fuel supplier on a condition that GEL shall re-deposit the aforesaid amount before the court, within a time frame to be stipulated by the Court at the time of final disposal if the fuel supplier is successful in the appeal. The amount withdrawn by GEL has been shown as payable under other financial liabilities.

The final outcome of the case is pending conclusion. However, based on its internal assessment and a legal opinion, the management of the Group is confident that the claim of the fuel supplier towards such liquidated damages is not tenable and accordingly no adjustments have been made to the consolidated financial statements of the Group and the claim from the fuel supplier has been considered as a contingent liability.

- vi) Further, during the year ended March 31, 2019, GEL has received a notice of arbitration from one of the joint venture shareholders of GKEL seeking GEL to purchase their 10.20% stake in GKEL for ₹ 288.18 crore as per the terms of the shareholding agreement. The matter is currently under arbitration. In view of ongoing arbitration, and considering the uncertainty regarding the settlement price of Equity shares, no adjustments have been made in the consolidated financial statements.
- vii) As at March 31, 2020, the amount payable in foreign currency by the GEL Group to certain vendors of USD 0.88 crore is outstanding for more than 3 years. The GEL Group is in the process of filing the application with RBI for condonation of delay and it is confident that such delays will not require any adjustments to the consolidated financial statements.
- viii) GEL and GVPGL have entered into Technical Service Agreement ('TSA') and Parts and Repair Work Supply Agreement ('PRWST') with General Electric International Inc. (GE) for scheduled maintenance of gas turbines in gas based power plants. GE has raised invoices on respective companies as per the terms in the agreement, which are outstanding as at March 31, 2020. During the current period, GE served demand notice under section 8 of the Insolvency and Bankruptcy Code, 2016 of India demanding payment of outstanding amount.  
Pursuant to the above, the GEL Group and GE, entered into a settlement, wherein GEL Group has agreed to pay the outstanding dues to GE as per the proposed payment plan mentioned in the settlement agreement. In case GEL fail to make payment as per the agreed schedule, the GEL Group agreed to pay additional interest as per the TSA. However, the GEL Group has not paid the liability and not accounted for interest thereon considering they are in the process of filling the application with the RBI for condonation of delay and hence no adjustments have been made in the consolidated financial statements.
- ix) The Government of Karnataka vide its Order No. EN 540 NCE 2008 dated January 1, 2009 ('the Order') invoked Section 11 of the Electricity Act, 2003 ('the Electricity Act') and directed GEL to supply power to the State Grid during the period January 01, 2009 to May 31, 2009 at a specified rate. The period was subsequently extended up to June 5, 2009 vide Order No. EN 325 NCE 2009 dated September 22, 2009. GEL had a contract with a buyer till January 31, 2009 at a selling rate higher than such specified rate and, as such, filed a petition before the Hon'ble High Court of Karnataka challenging the Order. Revenue in respect of power supplied during January 2009 has been recognised in the books as per the original contracted rate, based on a legal opinion. The differential revenue, so recognised in the books, amounts to ₹ 44.76 crore.

Based on the interim directions of the Hon'ble High Court of Karnataka in the month of March 2009, Karnataka Electricity Regulatory Commission ('KEREC') has recommended a higher band of tariff than the specified rate in the Order. However, revenue for the four months period ended June 05, 2009 has been recognised, on a prudent basis, as per the rate specified in the Order.

## Notes to the consolidated financial statements for the year ended March 31, 2020

The Hon'ble High Court of Karnataka, in its order dated March 26, 2010, dismissed the petition of GEL challenging the Order invoking section 11(1) of the Electricity Act with a direction that if the Order had any adverse financial impact on GEL, then a remedy is provided to GEL to approach the appropriate commission under the Electricity Act empowered to offset the adverse financial impact in such manner as it considers appropriate. GEL had filed a Special Leave Petition ('SLP') before the Hon'ble Supreme Court of India to appeal against the said Order of the Hon'ble High Court of Karnataka, and has sought ex-parte ad-interim order staying the operation of the said Order and to direct Electricity Supply Companies to pay minimum rate prescribed by KERC.

Additionally, GEL filed a petition before KERC to decide on the adverse financial impact suffered by GEL because of invoking of powers u/s 11 (1), in reply to which the Government of Karnataka undertakings ('respondents') filed their reply on April 26, 2012 contesting GEL's claim of ₹ 166.75 crore and made a counter claim of ₹ 223.53 crore against GEL on account of adverse impact suffered by the respondents. In response to counter claim made by the respondent, GEL filed an updated petition with KERC on September 6, 2012.

In reply to the petition filed by GEL, KERC, vide their order dated November 30, 2012 through a majority judgment directed for a tariff of ₹ 6.90 / Kwh for the entire period for which the Order was in force to offset the adverse financial impact suffered by GEL. GEL has filed an appeal before the APTEL, New Delhi challenging the KERC's order to the limited extent that KERC has failed to fully offset the adverse financial impact suffered by GEL. Further, during the year ended March 31, 2013, GEL has withdrawn its SLP filed before the Hon'ble Supreme Court of India.

During the year ended March 31, 2014, respondents filed a review petition before KERC against the majority judgment passed by it, which was rejected by KERC.

During the year ended March 31, 2015, GEL has received an order dated May 23, 2014 from APTEL allowing them tariff of ₹ 6.90 per unit for all electricity supplied from January 1, 2009 to May 31, 2009 and directed the respondents to pay interest at the rate of 12% from the date of KERC order. The respondents have filed a civil appeal before the Hon'ble Supreme Court of India against APTEL order and GEL has filed an execution petition seeking execution of the above mentioned order of APTEL.

During the year ended March 31, 2016, the Hon'ble Supreme Court of India has passed the interim orders directing the customer to pay the dues to GEL against GEL furnishing security of immovable property/ bank security. GEL has received an amount of Rs 67.16 crore from the customers, pursuant to which it has recognised differential revenue of ₹ 22.39 crore during the year ended March 31, 2016. Further, the final order from Hon'ble Supreme Court of India is pending receipt. In view of the above, the management of GEL is confident that there will not be any adverse financial impact on GEL with regard to the aforementioned transactions and accordingly, no adjustments have been made to the consolidated financial statements of the Group for the year ended March 31, 2020.

- x) State of Himachal Pradesh has filed claim against GBHHPL in District court of Himachal Pradesh seeking 1% additional free power from GBHHPL based on New Hydro Power Policy, 2008.
- xi) In case of GBHHPL, petition have been filed with Hon'ble Supreme Court challenging the grant of environmental clearance and approval granted for diversion of Forest land for shifting of project site from right to left bank of river Ravi.
- xii) GKEL had appointed SEPCO Electric Power Construction Corporation (SEPCO) as the engineering, procurement and construction contractor for the power project pursuant to an international competitive bidding process and executed the EPC Contract capturing the entire scope of works for the project and other arrangements. GKEL had invoked the bank guarantees of SEPCO amounting to ₹ 579.26 crore on November 12, 2014 for liquidated damages and other claims. GKEL's stand of invocation of bank guarantees has been upheld by the order of District Court of Dhenkanal during the previous year 2018-19.

The delays under the EPC Contract and other disputes arising between SEPCO and GKEL, has resulted in SEPCO invoking the arbitration clause of the EPC Contracts. The Arbitral Tribunal has been constituted and pursuant to the invocation of Arbitration clause and consequently SEPCO has filed its statement of claims, claiming a sum of approximately ₹ 1,967.00 crore as per legal counsel (USD 0.05 crore + ₹ 705.18 crore + CNY 135.25 crore) being the amount due from GKEL towards its claims on cost incurred by SEPCO due to delays, payments towards Reliability Run Test (RRT) and Performance Guarantee Test (PGT), loss of profit, etc. GKEL has also filed its reply to the statement of claims of SEPCO and filed its counter claims approximating to ₹ 1,218.40 crore and CNY 43.90 crore (legal counsel estimation).

The arbitration proceedings has been initiated and would be continuing in the ensuing months and expected to be closed in the next year. The management has received legal advice that the claims filed before the Arbitral Tribunal by SEPCO is contractually weak and the outcome of Arbitral proceedings will therefore, to a great extent depend on the evidence which will be presented by each party in support of their claims before the Arbitral Tribunal. In view of the same, the GKEL is hopeful of getting favourable order and the management of the Group does not foresee any impact on the consolidated financial statements of the Group.

## Notes to the consolidated financial statements for the year ended March 31, 2020

- xiii) The management is of the opinion that the grant of Long Term Open Access ('LTOA') is beyond the generation capacity of the plant and requirement of reduction of LTOA was not on GKEL, own accord but was forced due to reasons attributable to implementing agencies. The management is hopeful of getting relief as requested in its petition before Appellate Tribunal of Electricity ('APTEL') and does not foresee any financial implication on such relinquishment that requires any adjustment in consolidated financial statements.

GKEL has entered into a Bulk Power Transmission Agreement ('BPTA') with PGCIL for availing LTOA for inter-state transmission of 220MW of power to western region from its fourth unit of generating station on long term basis in future. The said BPTA was amended with revision in its commissioning schedule to September 2017. GKEL provided bank guarantees of Rs. 11 crores against the said BPTA. GKEL was unable to get longer term or medium term PPA for the generation of 4th Unit and had to temporarily suspend its construction and since the matter was beyond the control of GKEL, surrendered the transmission facility under force majeure conditions. GKEL had filed a petition with CERC to consider the relinquishment under force majeure without any liability to it.

CERC had informed to take up the matter for adjudication after its decision in petition no. 92/MP/2015. The order in case of 92/MP/2015 was pronounced during the year wherein the CERC has decided that relinquishment charges have been payable in certain circumstances and methodology of such computation of relinquishment charges. It further ordered Power Grid Corporation that the transmission capacity which is likely to be stranded due to relinquishment of LTA shall be assessed based on load flow studies and directed it to calculate the stranded capacity and the compensation (relinquishment charges) payable by each relinquishing long term customer as per methodology specified in the Order respectively within one month of date of issue of the Order and publish the same on its website. The CERC order held that the relinquishment charges were liable to be paid for the abandoned projects.

As per calculations furnished by Power Grid Corporation of India Limited ('PGCIL') in terms of order in 92/MP the relinquishment charges for the 220 MW surrendered capacity is Rs 3.05 crore (at sr. no. 48 of the list published on the website of PGCIL). However PGCIL have not yet raised any demand against this Order. Further GKEL has challenged the Order and filed an Appeal in association with APP before APTEL in appeal no 417/2019.

## Notes to the consolidated financial statements for the year ended March 31, 2020

## 8b. Interest in Associates

## 1. Details of Associates :

Name of the Entity	Country of incorporation / Place of Business	Percentage of effective ownership interest held (directly and indirectly) as at		Percentage of voting right held as at		Nature of Activities	Accounting Method
		March 31, 2020	March 31, 2019	March 31, 2020	March 31, 2019		
<b>a) Material associates :</b> GMR Chhattisgarh Energy Limited (GCEL) <sup>3</sup>	India	NA	47.62%	NA	47.62%	Owns and operates 1,370 MW coal based thermal power plant in Raipur district of Chattisgarh.	Equity Method
GMR Rajahmundry Energy Limited (GREL)	India	45.00%	45.00%	45.00%	45.00%	Owns and operates 768 MW combined cycle gas based power plant at Rajahmundry, Andhra Pradesh.	Equity Method
<b>b) Other associates :</b> TIM Delhi Airport Advertising Private Limited (TIMDAA) <sup>2</sup>	India	23.95%	30.06%	49.90%	49.90%	Provides advertisement services at Indira Gandhi International Airport, New Delhi.	Equity Method
Celebi Delhi Cargo Terminal Management India Private Limited (CDCTM) <sup>2</sup>	India	12.48%	15.66%	26.00%	26.00%	Provides Cargo services at Indira Gandhi International Airport, New Delhi.	Equity Method
Travel Food Services (Delhi Terminal 3) Private Limited (TFS) <sup>2</sup>	India	19.20%	24.10%	40.00%	40.00%	Provides food and beverages services at Indira Gandhi International Airport, New Delhi.	Equity Method
DIGI Yatra Foundation (Digi) <sup>2</sup>	India	17.65%	22.29%	37.00%	37.00%	A central platform for identity management of passengers as Joint Venture of private airport operators and Airport Authority of India.	Equity Method

## Notes :

- Aggregate amount of unquoted investment in associates ₹ 117.77 crore (March 31, 2019 : ₹ 103.49 crore).
- Change in holding % of GAL on account of CCPS settlement during the year. Refer note 45(xi) for additional details.
- Pursuant to sale of investment, GCEL ceased to be an associate of the Group.

## 2. Summarised financial information for material associates

(₹ in crore)

Particulars	GCEL**		GREL		Total	
	March 31, 2019	March 31, 2020	March 31, 2019	March 31, 2020	March 31, 2019	March 31, 2020
<b>Current assets</b>						
Cash and cash equivalents	15.93	2.38	58.21	2.38	74.14	
Current tax assets	-	-	0.42	-	0.42	
Other assets	206.64	18.39	56.46	18.39	263.10	
<b>Total current assets</b>	<b>222.57</b>	<b>20.77</b>	<b>115.09</b>	<b>20.77</b>	<b>337.66</b>	
<b>Non current assets</b>						
Non current tax assets	0.68	0.13	-	0.13	0.68	
Deferred tax assets	-	-	-	-	-	
Other non current assets	9,720.21	2,063.18	2,168.53	2,063.18	11,888.74	
<b>Total non current assets</b>	<b>9,720.89</b>	<b>2,063.31</b>	<b>2,168.53</b>	<b>2,063.31</b>	<b>11,889.42</b>	

## Notes to the consolidated financial statements for the year ended March 31, 2020

(₹ in crore)

Particulars	GCEL**		GREL		Total	
	March 31, 2019	March 31, 2020	March 31, 2019	March 31, 2020	March 31, 2019	March 31, 2020
<b>Current liabilities</b>						
Financial liabilities (excluding trade payable)	3,008.75	151.78	493.57	151.78	3,502.32	
Current tax liabilities	-	-	0.31	-	0.31	
Other liabilities (including trade payable)	171.79	44.23	64.56	44.23	236.35	
<b>Total current liabilities</b>	<b>3,180.54</b>	<b>196.01</b>	<b>558.44</b>	<b>196.01</b>	<b>3,738.98</b>	
<b>Non current liabilities</b>						
Financial liabilities (excluding trade payable)	4,686.12	2,471.44	2,135.35	2,471.44	6,821.47	
Deferred tax liabilities	-	0.45	0.45	0.45	0.45	
Other liabilities (including trade payable)	40.72	14.06	12.31	14.06	53.03	
<b>Total non current liabilities</b>	<b>4,726.84</b>	<b>2,485.95</b>	<b>2,148.11</b>	<b>2,485.95</b>	<b>6,874.95</b>	
<b>Net assets</b>	<b>2,036.08</b>	<b>(597.88)</b>	<b>(422.93)</b>	<b>(597.88)</b>	<b>1,613.15</b>	

### 3. Reconciliation of carrying amounts of material associates

(₹ in crore)

Particulars	GCEL**		GREL		Total	
	March 31, 2019	March 31, 2020	March 31, 2019	March 31, 2020	March 31, 2019	March 31, 2020
Opening net assets	3,118.96	(422.93)	(644.98)	(422.93)	2,473.98	
Profit/(loss) for the year	(1,083.04)	(174.97)	221.98	(174.97)	(861.06)	
Other Comprehensive income	0.16	0.02	0.07	0.02	0.23	
<b>Closing net assets</b>	<b>2,036.08</b>	<b>(597.88)</b>	<b>(422.93)</b>	<b>(597.88)</b>	<b>1,613.15</b>	
Proportion of the group's ownership	47.62%	45.00%	45.00%			
Group's share	969.58	(269.05)	(190.32)	(269.05)	779.26	
<b>Adjustments to the equity values</b>						
a) Additional impairment charge (refer note 8(b)13(ii) and (v))	(969.58)	(425.04)	(425.04)	(425.04)	(1,394.62)	
b) Loans adjusted against provision for loss in associates	-	354.83	-	354.83	-	
c) Amount shown under provisions (note 21) *	-	339.26	615.36	339.26	615.36	
<b>Carrying amount of the investment</b>	<b>-</b>	<b>-</b>	<b>-</b>	<b>-</b>	<b>-</b>	<b>-</b>

\* The Group has recognised the liability to the extent of its constructive obligation in GREL.

### 4. Summarised Statement of Profit & Loss for material associates

(₹ in crore)

Particulars	GCEL**		GREL		Total	
	March 31, 2019	March 31, 2020	March 31, 2019	March 31, 2020	March 31, 2019	March 31, 2020
Revenue from operations	800.88	-	-	-	800.88	
Interest income	7.43	13.47	0.67	13.47	8.10	
Depreciation and amortisation expenses	361.40	108.95	98.83	108.95	460.23	
Finance Cost	795.30	129.31	68.40	129.31	863.70	
Other expenses (net of other income)	734.73	(49.82)	11.82	(49.82)	746.55	
Tax expenses / (income)	(0.08)	-	-	-	(0.08)	
Exceptional /Prior period items	-	-	400.36	-	400.36	
Profit / (loss) for the year	(1,083.04)	(174.97)	221.98	(174.97)	(861.06)	
Other comprehensive income	0.16	0.02	0.07	0.02	0.23	
Total comprehensive income	(1,082.88)	(174.95)	222.05	(174.95)	(860.83)	
Total comprehensive income to parent net of DDT	(1,082.88)	(174.95)	222.05	(174.95)	(860.83)	
Group share of profit / (loss) for the year	(515.67)	(78.73)	99.92	(78.73)	(415.75)	
Additional loans given which has been impaired	-	-	(67.92)	-	(67.92)	
Net Group share of profit / (loss) for the year	(515.67)	(78.73)	32.00	(78.73)	(483.67)	
Addition (loss)/ profit shown under exceptional item	(969.58)	-	-	-	(969.58)	

\*\* Pursuant to sale of investment, GCEL ceased to be an associate of the Group.



## Notes to the consolidated financial statements for the year ended March 31, 2020

**5. Financial information in respect of other associates**

(₹ in crore)

Particulars	March 31, 2020	March 31, 2019
Aggregate carrying amount of investments in individually immaterial associates	117.77	103.49
Aggregate amount of group's share of :		
- Profit / (loss) for the year from continuing operations	25.67	22.70
- Other comprehensive income for the year	0.16	0.04
<b>- Total comprehensive income for the year</b>	<b>25.83</b>	<b>22.74</b>
- Less : DDT paid	(1.95)	(2.18)
<b>- Total comprehensive income for the year (net of DDT)</b>	<b>23.88</b>	<b>20.56</b>

**6. Carrying amount of investments in joint ventures, associates and others\***

(₹ in crore)

Particulars	March 31, 2020	March 31, 2019
Aggregate amount of individually material joint ventures (refer note 8(a))	6,359.01	7,297.98
Aggregate amount of individually material associates (refer note 8(b))	-	-
Aggregate amount of individually immaterial joint ventures (refer note 8(a))	535.97	258.47
Aggregate amount of individually immaterial associates (refer note 8(b))	117.77	103.49
<b>Total (A)</b>	<b>7,012.75</b>	<b>7,659.94</b>
Other non-current investments (refer note 8(c)) (B)	147.39	105.13
<b>Total (A+B)</b>	<b>7,160.14</b>	<b>7,765.07</b>

\*the movement in carrying amount in joint ventures and associates also includes movement due to new investments made during the year and foreign exchange translation reserve.

**7. Share in profits / (loss) of joint ventures / associates (net)**

(₹ in crore)

Particulars	March 31, 2020	March 31, 2019
Material joint ventures	(261.11)	341.87
Material associates	(78.73)	(483.67)
Other joint ventures	27.63	33.35
Other associates	23.88	20.56
<b>Total</b>	<b>(288.33)</b>	<b>(87.89)</b>

**8. Exceptional items**

(₹ in crore)

Particulars	March 31, 2020	March 31, 2019
Material joint venture and associates (refer note 8b(13)(ii) and 8b(13)(v))	(680.91)	(2,212.30)
<b>Total</b>	<b>(680.91)</b>	<b>(2,212.30)</b>

**9 (a) Contingent liabilities in respect of associates (Group's share)**

(₹ in crore)

Particulars	March 31, 2020	March 31, 2019
Bank guarantees outstanding	3.91	1,021.24
Claims against the Group not acknowledged as debts	0.80	31.08
Matters relating to income tax under dispute	4.12	0.02
Matters relating to indirect taxes duty under dispute	-	0.02
<b>Total</b>	<b>8.83</b>	<b>1,052.36</b>

**Notes:**

- Refer Note 49(b) with regard to corporate guarantee provided by the Group on behalf of associates.
- The environmental clearance for Talabira - 1 Coal Mine vested to the Group from Hindalco Industries Limited ('prior allottee') in terms of the Vesting Order received from the Nominated Authority, Ministry of Coal, GOI has been challenged at the National Green Tribunal, Eastern Bench, Kolkata. The said dispute is continuing from the time of Hindalco industries Limited and is pending as on the date. Further an application has been filed by another party alleging that the conditions under the Environmental Clearance (EC) and the Consent To Operate ('CTO') granted to the Company has been violated and are liable for suspension. However, the management of the Group is of the opinion that both the disputes raised do not have any legal validity and accordingly no adjustments are required to be made in these consolidated financial statements for the year ended March 31, 2019. However during the year ended March 31, 2020 the Group has disposed off its investment in GCEL.
- Also refer note 8b(13)(v).

## Notes to the consolidated financial statements for the year ended March 31, 2020

### 10. Capital Commitments in respect of joint ventures and associates

#### a) Capital commitments in respect of joint ventures

(₹ in crore)

Particulars	March 31, 2020	March 31, 2019
Estimated value of contracts remaining to be executed on capital account, not provided for (net of advances)	159.36	394.43

#### b) Capital commitments in respect of associates

(₹ in crore)

Particulars	March 31, 2020	March 31, 2019
Estimated value of contracts remaining to be executed on capital account, not provided for (net of advances)	0.21	18.28

### 11. Other Commitments of / towards joint ventures and associates

- i) Certain entities in power sector have entered into Power Purchase Agreements ('PPAs') with customers, pursuant to which these entities have committed to sell power of contracted capacity as defined in the respective PPAs, make available minimum Power Load Factor (PLF) over the period of tariff year as defined in the respective PPAs. The PPAs contain provision for disincentives and penalties in case of certain defaults.
- ii) Certain entities in power sector have entered into fuel supply agreements with suppliers whereby these entities have committed to purchase and suppliers have committed to sell contracted quantity of fuel for defined period as defined in the respective fuel supply agreements, including the fuel obtained through the suppliers outside India.
- iii) One of the overseas entities in power sector and the Government of Indonesia (Government) have entered into coal sale agreement for a defined period pursuant to which the entity is required to pay to the Government, amount equivalent to a specified percentage of proceeds from sale of the coal by the entity. Further, based on a regulation of the Government, all Companies holding mining rights have an obligation to pay an exploitation fee equivalent to certain percentage, ranging from 3% - 5% of sales, net of selling expenses and in certain cases, it is required to pay fixed payment (deadrent) to the Government based on total area of land in accordance with the rates stipulated therein.
- iv) One of the overseas entities in power sector (as the buyer) and its joint ventures (as the seller) in power sector have entered into a coal sale agreement for sale and purchase of coal, whereby the buyer entity and seller entity have committed to, respectively, take delivery and to deliver, minimum specified percentage of the annual tonnage as specified in the agreement for each delivery year, based on the agreed pricing mechanism. The buyer entity is also committed to use the coal for the agreed use, provided that it shall not sell any coal to any person domiciled or incorporated in the country in which the seller entity operates.
- v) One of the overseas entities in power sector has entered into a Cooperation Agreement with a third party whereby the entity is required to pay Land management fee from USD 1/ton up to USD 4.75/ton based on the provision stated in the agreement.
- vi) One of the overseas entities in power sector has entered into a Road Maintenance Agreement with third parties whereby the entity is required to maintain the road during the road usage period.
- vii) Certain entities in the power sector have entered into long term assured parts supply and maintenance agreements with sub-contractors whereby these entities have committed to pay fixed charges in addition to variable charges based on operating performance as defined in the agreements. The entities have also committed to pay incentives on attainment of certain parameters by the sub-contractors.
- viii) GEL has provided commitment to subsidiaries and joint ventures to fund the cost overruns over and above the estimated project cost or cash deficiency, if any, to the lenders of its project stage subsidiaries, to the extent as defined in the agreements executed with the respective lenders.
- ix) One of the entities in airports sector has entered into a tripartite Master Service Agreement ('MSA') with the service provider and the holding company of the service provider, whereby this entity is committed to pay annually to the service provider if the receivable of the service provider falls short of subsistence level (as defined in the said MSA). This agreement was amended vide addendum number 17, dated April 05, 2018 to add one more party. Also in case of delay in payment of dues from customers to the service provider, this entity would fund the deficit on a temporary basis till the time the service provider collects the dues from aforementioned customers.
- x) In respect of Group's investments in certain jointly controlled entities, other joint venture partners have the first right of refusal in case any of the joint venture partners intend to sell its stake subject to other terms and conditions of respective joint venture agreements.
- xi) In respect of Group's investments in jointly controlled entities, the Group cannot transfer / dispose its holding for a period as specified in the respective joint venture agreements.
- xii) Shares of the certain joint ventures have been pledged as security towards loan facilities sanctioned to the Group. Refer Note 18 and 23.
- xiii) The Group has committed to provide continued financial support to some of the joint ventures and associates, to ensure that these entities are able to meet their debts and liabilities as they fall due and they continue as going concerns.

## Notes to the consolidated financial statements for the year ended March 31, 2020

- xiv) Certain entities in power sector have made a commitment towards expenditure on corporate social responsibility activities amounting to ₹ 32.69 crores (March 31, 2019 : 73.91 crores).
- xv) GEL has entered into a Share Subscription and Share Holding Agreement with Infrastructure Development Finance Company Limited ('shareholder') in which it has committed to the shareholder that either GEL directly, or indirectly (along with the other group Companies as defined in the shareholding agreement) will hold at least 51% of the paid up equity share capital of GKEL.
- xvi) In terms of the prescribed new environmental norms notified as per Environment (Protection) Amendment Rules, 2015, GWEL is required to install the Flue Gas Desulphurization Systems (FGD) to control emission from the power plant for by 2022.
- xvii) Certain joint ventures and associates of the Group have restrictions on their ability to transfer funds to the Group in the form of cash dividends, or to repay loans or advances made by the Group resulting from borrowing arrangements, regulatory requirements or contractual arrangements entered by the Group.

### 12. Trade receivables in respect of joint ventures and associates

- i) GWEL entered into a PPA with Maharashtra State Electricity Distribution Company Limited ('MSEDCL') on March 17, 2010 for sale of power for an aggregate contracted capacity of 200 MW, wherein power was required to be scheduled from power plant's bus bar. MSEDCL disputed place of evacuation of power with Maharashtra Electricity Regulatory Commission ('MERC'), wherein MERC has directed GWEL to construct separate lines for evacuation of power through State Transmission Utility ('STU') though GWEL was connected to Central Transmission Utility ('CTU'). Aggrieved by the MERC Order, GWEL preferred an appeal with APTEL. APTEL vide its interim Order dated February 11, 2014 directed GWEL to start scheduling the power from GWEL's bus bar and bear transmission charges of inter-state transmission system towards supply of power. GWEL in terms of the interim order scheduled the power from its bus bar from March 17, 2014 and paid inter-state transmission charges. APTEL vide its final Order dated May 8, 2015 upheld GWEL's contention of scheduling the power from bus bar and directed MSEDCL to reimburse the inter-state transmission charges hitherto borne by GWEL as per its interim order. Accordingly, as at March 31, 2020, GWEL has raised claim of ₹ 535.77 crore towards reimbursement of transmission charges from March 17, 2014 till March 31, 2020. MSEDCL preferred an appeal with Hon'ble Supreme Court of India and also applied for stay proceedings for the above order of APTEL, which was rejected by the Hon'ble Supreme Court of India.

In view of the favorable Order from APTEL, rejection of stay petition of MSEDCL by the Hon'ble Supreme Court of India, receipt of substantial amount towards reimbursement of transmission charges and also considering the legal opinion received from legal counsel that GWEL has tenable case with respect to the appeal filed by MSEDCL against the said Order which is pending before Hon'ble Supreme Court of India, GWEL has recognized the reimbursement of transmission charges of ₹ 535.77 crore relating to the period from March 17, 2014 to March 31, 2020 (including ₹ 121.68 crore for the year ended March 31, 2020) in the consolidated statement of profit and loss.

### 13. Others

- i) The Group entered into a Subscription and Shareholders Agreement with Tenaga Nasional Berhad (Tenaga) and its affiliate, Power and Energy International (Mauritius) Limited ('Investors') whereby the investors have acquired a 30% equity stake in a select portfolio of GEL assets on a fully diluted basis for a consideration of USD 30.00 crore through primary issuance of equity shares of GEL. The transaction was completed on November 4, 2016 and GEL allotted equity shares to the Investors for the said consideration of USD 30.00 crore. As per the conditions precedent to the completion of the transaction, GEL's investment in certain entities was transferred from GEL to other subsidiaries of the Company along with novation of loans taken from the Company to GMR Generation Assets Limited ('GGAL') towards discharge of the purchase consideration.

Pursuant to the aforesaid transaction, GEL and its underlying entities ceased to be subsidiaries of the Company and have been considered as joint ventures as per the requirements of Ind AS -28.

- ii) The Group has investments of ₹ 1,897.63 crore (March 31, 2019 ₹ 3,087.96 crore) in GEL, a joint venture of the Group as at March 31, 2020. GEL has certain underlying subsidiaries / joint ventures which are engaged in energy sector. GEL and some of its underlying subsidiaries / joint ventures as further detailed in notes (iv), (vi), (vii) and (viii) below have been incurring losses. Based on the valuation assessment by the external expert during the year ended March 31, 2020 and the sensitivity analysis carried out for some of the aforesaid assumptions, the value so determined after discounting the projected cash flows using discount rate ranging from 10.79% to 19.92% across various entities, the management has accounted for an impairment loss of Rs 680.91 crore (March 31, 2019 1,242.72 crore) in the value of Group's investment in GEL and its subsidiaries/joint ventures which has been disclosed as an exceptional item in the consolidated financial statement of the Group for the year ended March 31, 2020.
- iii) The Group has investments of ₹ 3,611.21 crore in PTGEMS, a joint venture of the Group as at March 31, 2020. PTGEMS along with its subsidiaries is engaged in the business of coal mining and trading activities. The cost of investments made by the Group is significantly higher than the book value of assets of PTGEMS and includes certain future benefits including Coal Supply Agreement ('CSA') of GCRPL with PTGEMS whereby the Group is entitled to offtake stated quantity of coal as per the terms of the CSA at an agreed discount other than profit from mining operations. Though the shares of PTGEMS are listed on the overseas exchanges, the management is of the view that the quoted prices are not reflective of the underlying value of the mines as in the past few years the shares have been very thinly traded. Based on profitable mining operations, ramp up of production volumes and other assumptions around off take at a discounted price and trading thereof in valuation assessment carried out by an external expert during the year ended March 31, 2020, the management of the Group believes that the carrying value of aforesaid investments in PTGEMS as at March 31, 2020 is appropriate.

## Notes to the consolidated financial statements for the year ended March 31, 2020

- iv) In view of lower supplies / availability of natural gas to the power generating companies in India, GEL, GVPGL and GREL are facing shortage of natural gas supply and delays in securing gas linkages. As a result, GEL has not generated and sold electrical energy since April 2013. GVPGL and GREL emerged as successful bidders in the auction process organised by the Ministry of Power and operated on an intermittent basis from August 2015 and October 2015 respectively till September 2016 by using Regasified Liquefied Natural Gas ('RLNG') as natural gas. These entities have ceased operations and have been incurring losses including cash losses on account of the aforesaid shortage of natural gas supply.

GREL had not commenced commercial operations pending linkages of natural gas supply from the Ministry of Petroleum and Natural Gas till the period ended September 30, 2015. As a result, the consortium of lenders of GREL decided to implement Strategic Debt Restructuring Scheme ('SDR'). Pursuant to the scheme, borrowings aggregating to ₹ 1,308.57 crore and interest accrued thereon amounting to ₹ 105.42 crore was converted into equity shares of GREL for 55% stake in equity share capital of GREL and the Group had given a guarantee of Rs 2,571.71 crore to the lenders against the remaining debt. Under the SDR Scheme, the bankers had to find new promoters for GREL within the period as prescribed under the scheme, which expired during the year ended March 31, 2018. Consequent to the SDR and the conversion of loans into equity share capital by the consortium of lenders, GREL ceased to be a subsidiary of the Group and the Group has accounted its investments in GREL under the Equity Method as per the requirements of Ind AS - 28.

During the year ended March 31, 2019, considering that GREL continued to incur losses in absence of commercial operations, the consortium of lenders has decided to implement a revised resolution plan which has been approved by all the lenders and accordingly the lenders have restructured the debt. The Group has provided guarantees to the lenders against the servicing of sustainable debts having principal amounting to ₹ 1,127.91 crore and all interests there on, including any other obligation arising out of it and discharge of the put option in regard to Cumulative Redeemable Preference Shares ('CRPS') (unsustainable debt) amounting to Rs 940.59 crore, if any exercised by the CRPS lenders, as per the terms of the revised resolution plan.

During the year ended March 31, 2018, pursuant to the appeal filed by Andhra Pradesh Discoms ('APDISCOMs'), the Hon'ble Supreme Court held that RLNG is not natural gas and accordingly GVPGL cannot be entitled for capacity charges based on availability declaration for generation of power on the basis of RLNG. GVPGL had also filed petition claiming losses of ₹ 447.00 crore pertaining to capacity charges pertaining to period 2006 to 2008 before Andhra Pradesh Electricity Regulatory Commission ('APERC'). Over the years, the case was heard for deciding the jurisdiction to adjudicate the proceedings. During the year ended March 31, 2019, the Hon'ble High Court of Andhra Pradesh passed its Judgment and held that the Central Electricity Regulatory Commission ('CERC') has the jurisdiction to adjudicate the present dispute. The Supreme Court vide its order dated February 4, 2020 dismissed the aforesaid petition of the DISCOMs and held that CERC will have jurisdiction to adjudicate the disputes in the present case and directed CERC to dispose off the petition filed before it within six months. The matter is pending to be heard before the CERC as at March 31, 2020.

Additionally, during the year ended March 31, 2020, in case of GVPGL's litigation with APDISCOMs, wherein APDISCOMs refused to accept declaration of capacity availability on the basis of deep water gas citing that natural gas for the purpose of PPA does not include Deep Water Gas and consequent refusal to schedule power from GVGPL and pay applicable tariff including capacity charges, CERC has passed order dated January 28, 2020, declaring that natural gas for the purpose of PPA includes Deep Water Gas. Accordingly, GVGPL is entitled to claim capacity charges from APDISCOMs from October 2016 based on availability declaration for generation of power on the basis of deep water gas, along with late payment surcharge.

GVGPL has calculated a claim amount of ₹ 741.31 crore for the period from October 2016 till February 2020, out of which GVPGL has claimed by submitting invoices to APDISCOMs of ₹ 363.42 crore for the period from October 2016 to January 2018 and is in the process of submitting invoices for the remaining amounts.

During the year, GEL entered into a Sale and Purchase Agreement with a prospective buyer for a consideration of USD 1.55 crore for sale of the Barge Mounted Power Plant ('Barge Plant') on as is where is basis, out of which USD 0.30 crore has been received till March 31, 2020. The transaction was expected to be completed by May 31, 2020. However, the dismantling work is on hold due to COVID - 19. However, the management is confident of completing the transfer of Barge by December 31, 2020. Since the estimate of realizable value amounting ₹ 112.02 crore done by the management as at March 31, 2020 is consistent with the consideration for the Barge Plant as per the agreement, no further impairment charge is required.

Further, the management of the Group is evaluating various approaches / alternatives to deal with the situation and is confident that Government of India ('GoI') would take further necessary steps / initiatives in this regard to improve the situation regarding availability of natural gas from alternate sources in the foreseeable future. The management of the Group carried out a valuation assessment of GREL and GVPGL during the year ended March 31, 2020 which includes certain assumptions relating to availability and pricing of domestic and imported gas, future tariff, tying up of PPA, realization of claims for losses incurred in earlier periods and current period from the customer and other operating parameters, which it believes reasonably reflect the future expectations from these projects. The business plan of GREL considered for valuation assessment has been approved by the consortium of lenders at the time of execution of the resolution plan. The management of the Group will monitor these aspects closely and take actions as are considered appropriate and is confident that these gas based entities will be able to generate sufficient profits in future years and meet their financial obligations as they arise and GEL will be able to dispose off the Barge Power Plant as per the aforementioned Sale and Purchase agreement. Based on the aforementioned reasons, claims for capacity charges and business plans, the management is of the view that the carrying value of net assets of GVPGL by GEL as at

## Notes to the consolidated financial statements for the year ended March 31, 2020

March 31, 2020 is appropriate. The Group has provided for its investment in full in GREL and the management is confident that no further obligation would arise for the guarantees provided to the lenders against the servicing of sustainable and unsustainable debts."

- v) During the year ended March 31, 2017, under a Framework for Revitalizing Distressed Assets in the Economy by RBI, the lenders of GMR Chhattisgarh Energy Limited ('GCEL') have implemented the Strategic Debt Restructuring ('SDR') Scheme pursuant to which borrowings of GCEL aggregating to ₹ 2,992.22 crore (including interest accrued thereon of ₹ 654.73 crore) got converted into equity shares. Consequent to the SDR as stated above, GCEL ceased to be a subsidiary of the Group and has been considered as an associate as per the requirement of Ind AS -28.

The management had accounted for an impairment loss of ₹ 969.58 crore in the value of Group's investment in GCEL which was disclosed as an exceptional item in the consolidated financial results of the Group for the quarter and year ended March 31, 2019.

The Consortium of lenders were in the process of identifying investors for GCEL so as to revive the operational and financial position of GCEL as at March 31, 2019. During the quarter ended June 30, 2019, the consortium of lenders of GCEL had accepted Adani Power Limited ("APL") as the final bidder.

As part of the above restructuring, GMR Generation Asset Limited ("GGAL"), a wholly owned subsidiary of the Company, has sold to APL its entire 47.72% stake in GCEL for Re 1. As per the said agreement, the corporate / bank guarantees to the extent of Rs 1,155.64 crore furnished by GMR group companies i.e. GEL and GPCL shall be released in due course as per the terms and conditions as stated in the agreement and if any liabilities arise on account of invocation of guarantees from the closing date as defined in the said agreement, it will be reimbursed by APL. Further, APL has also agreed to pay the dues payable by GCEL to GMR group companies to the extent of ₹ 93.32 crore and payable to Doosan Power Systems India Private Limited ('DPS') / EPC contractor to the extent of ₹ 138.11 crore. During the year ended March 31, 2020, corporate guarantees to the extent of ₹ 700.00 crore have been released and an amount of ₹ 60.00 crore has been realized towards group companies dues and DPS liability.

The management of the Group is of the view that the no consequential liability would arise on account of aforesaid matters in view of the binding agreement that has been entered into with APL and the shares have been transferred to APL on July 26, 2019. "

- vi) GMR Badrinath Hydro Power Generation Private Limited ('GBHPL'), a subsidiary of GEL is in the process of setting up 300 MW hydro based power plant in Alaknanda River, Chamoli District of Uttarakhand. The Hon'ble Supreme Court of India ('the Court'), while hearing a civil appeal in the matters of Alaknanda Hydro Power Company Limited, directed vide its order dated May 7, 2014 that no further construction work shall be undertaken by the 24 projects coming up on the Alaknanda and Bhagirathi basins until further orders. Further, during the year ended March 31, 2016, Ministry of Environment Forest and Climate Change ('MoEF') has represented to the Supreme Court of India that of the six hydro projects in Uttarakhand, two projects including GBHPL requires certain design modifications as per the policy stipulations. During the year ended March 31, 2018, the validity of Environmental Clearance ('EC') granted to GBHPL by the MoEF ceased to exist. Pursuant to an application made by GBHPL, the MoEF vide its letter dated April 17, 2018, proposed to extend the EC granted to GBHPL for a period of 3 years, subject to the final outcome of the matter pending before the Court. Based on its internal assessment and a legal opinion, the management of the Group is confident of obtaining the requisite clearances and based on business plan and a valuation assessment carried out by an external expert during the year ended March 31, 2020, the management of the Group is of the view that the carrying value of net assets of GBHPL by GEL as at March 31, 2020 is appropriate.
- vii) GWEL is engaged in the business of generation and sale of electrical energy from its coal based power plant of 600 MW situated at Warora. GWEL has accumulated losses of ₹ 640.76 crore as at March 31, 2020 which has resulted in substantial erosion of GWEL's net worth. GWEL had claimed compensation for coal cost pass through and various "change in law" events from its customers under the Power Purchase Agreements ('PPA') and have filed petitions with the regulatory authorities for settlement of such claims in favour of GWEL. GWEL has trade receivables, other receivables and unbilled revenue (including claims) of Rs 560.49 crore and the payment from the customers against the claims including interest on such claims is substantially pending receipt. Based on certain favourable interim regulatory orders, the management is confident of a favourable outcome towards the outstanding receivables. Though the net worth of GWEL is substantially eroded, the management of GWEL expects that the plant will generate sufficient profits in the future years and will be able to recover the receivables and based on business plans and valuation assessment by an external expert during the year ended March 31, 2020, the management of the Group is of the view that the carrying value of the net assets in GWEL by GEL as at March 31, 2020 is appropriate.
- viii) GMR Kamalanga Energy Limited ('GKEL'), a joint venture of GEL, is engaged in development and operation of 3\*350 MW under Phase I and 1\*350 MW under Phase II, coal based power project in Kamalanga village, Orissa and has commenced commercial operation of Phase I of the project. GKEL has accumulated losses of ₹ 1,803.49 crore as at March 31, 2020, which has resulted in substantial erosion of GKEL's net worth due to operational difficulties faced during the early stage of its operations. Further, GKEL has trade receivables, other receivables and unbilled revenue (including claims) of ₹ 1,502.86 crore as at March 31, 2020, for coal cost pass through and various "change in law" events from its customers under the PPAs and have filed petitions with the regulatory authorities for settlement of such claims in favour of GKEL. The payment from the customers against the claims is substantially pending receipt. Based on certain favorable interim regulatory orders with regard to its petition for 'Tariff Determination' and 'Tariff Revision' with its customers, the management is confident of a favorable outcome towards the outstanding receivables of GKEL. GKEL in view of the Supreme Court Order in Energy Watchdog vs CERC and others and CERC order in its own case for Haryana Discoms had sought legal opinion from the legal counsel on certainty of the claims with Bihar Discoms. Considering opinion received from legal counsels that GKEL has good tenable case with virtual certainty with respect to coal cost pass through and favourable Order from APTEL dated

## Notes to the consolidated financial statements for the year ended March 31, 2020

21 December 2018 and CERC judgment in GKEL's own case for Haryana Discoms where the computation methodology of coal cost pass through was decided, the management was virtually certain on receipt of the GKEL's claim of revenue on coal cost pass through and was of the opinion that no contingency was involved in this regard. GKEL has now received a favorable order on 16 September 2019 whereby the CERC has allowed the coal cost pass through to be charged to the Bihar Discom, based on a certain methodology. However, GKEL has filed a review petition with Hon'ble Appellate Tribunal for Electricity dated 14 November 2019 against this methodology on the grounds that the methodology stated in this order, even though favorable, is contradictory to the methodology stated in the earlier order of CERC in GKEL's case with Haryana Discom. Accordingly, GKEL continued to recognize the income on Coal Cost Pass Through claims of ₹ 58.86 crore for the year ended March 31, 2020.

In the current year ended March 31, 2020, GKEL has accounted for late payment surcharge on billed invoices to Haryana Discoms amounting to ₹ 94.25 crore as per Order 135 of 2018 passed by APTEL dated December 20, 2019. Further as per the PPA with GRIDCO, GKEL shall raise a combined invoice for capacity charge and energy charge. GKEL had raised invoices and claimed capacity charges based on availability declared to State Load Dispatch Center (SLDC) on the basis of Tariff Orders issued by CERC for FY 2009-14 and FY 2014-19 respectively. However, GRIDCO disputed the declared availability, calculated the capacity charges and paid partial amount, against which the GKEL has objected as to the method of calculation and filed a petition before CERC in case no 115IMP/2019 on account non receipt of capacity charges along with late payment surcharge. CERC has passed an Order on 04 February 2020 and directed GRIDCO to pay the outstanding amount along with late payment surcharge as per CERC Tariff Regulation 2014. Further, CERC has directed SLDC to revise the availability for the said period as available by the Company. Accordingly, GKEL has raised invoice to GRIDCO on LPS and recognised ₹ 47.26 crore during year ended March 31, 2020.

GKEL has accounted for transportation cost of fly ash as change in law event as the same was agreed in principle by CERC vide Order 131/MP/2016 dated 21 February 2018 and recognized revenue amounting to ₹ 36.36 crore for Haryana, Bihar and GRIDCO PPAs for the year ended March 31, 2020 post complying with the conditions mandated in this regard. GKEL has filed petition with CERC for determination of compensation of transportation charges of fly ash as per Order 131/MP/2016 and is awaiting final order. Further, there is uncertainty regarding the final outcome of litigations as regards claims against GKEL. In view of these matters, business plans, valuation assessment by an external expert during the year ended March 31, 2020, the management is of the view that the carrying value of the investments in GKEL held by GEL as at March 31, 2020 is appropriate. Further, during the year ended March 31, 2020, as part of the strategic initiatives being undertaken by the management to ensure liquidity and timely payment of its obligations, the management of GEL, entered into share purchase agreement with JSW Energy Limited for sale of its equity stake in GKEL. However, subsequent to the year end, the said transaction has been put on hold due to uncertainties on account of COVID - 19 pandemic.

ix) Also refer note 20(2)

### 8C. Financial Assets - Non-current investments

(₹ in crore)

Particulars	March 31, 2020	March 31, 2019
<b>Investments carried at fair value through consolidated statement of profit or loss</b>		
In equity shares of other companies	0.56	0.56
<b>Investments at amortised cost</b>		
Investment in Debentures <sup>1,2</sup>	142.00	100.00
In other securities	4.83	4.57
	<b>147.39</b>	<b>105.13</b>
<b>Aggregate book value of quoted investments</b>	-	-
<b>Aggregate market value of quoted investments</b>	-	-
<b>Aggregate value of unquoted investments</b>	<b>147.39</b>	<b>105.13</b>

- During the year ended March 31, 2011, GSPHPL had invested ₹ 100.00 crore in Kakinada Infrastructure Holding Private Limited (KIHPL), a shareholder in KSPL, through cumulative optionally convertible debentures with coupon rate of 0.10% p.a. GSPHPL is entitled to exercise the option of conversion of the aforesaid debentures into equity shares of KIHPL at a mutually agreed valuation at any time not exceeding 36 months from the date of execution of the debenture agreement (March 18, 2011). This period had been extended by 18 months with effect from March 18, 2014. During the year ended March 31, 2016, this period has been further extended by 36 months from September 18, 2015. During the year ended March 31, 2019 this period has been extended for 12 months and is further extended for 6 months in the current year and is valid till September, 2020. In the event GSPHPL does not exercise the option to convert the debentures into shares within the said period, the debentures shall be compulsorily converted by KIHPL into equity shares on expiry of the aforementioned period. The investment in KIHPL of ₹ 100.00 crore has been carried at amortised cost as per Ind AS 109.
- During the year ended March 31, 2020, GIDL has invested ₹ 42.00 crore in GMR Infra Services Limited (GISL), a shareholder in GAL, through non convertible, non cumulative redeemable debentures with coupon rate of 0.001% p.a. . The investment in GISL of ₹ 42.00 crore has been carried at amortised cost as per Ind AS 109.

## Notes to the consolidated financial statements for the year ended March 31, 2020

## 9. Trade receivables

Particulars	Non-current		Current	
	March 31, 2020 ₹ in crore	March 31, 2019 ₹ in crore	March 31, 2020 ₹ in crore	March 31, 2019 ₹ in crore
Trade receivables from external parties	109.86	109.22	1,294.06	1,328.20
Receivables from joint ventures and associates (note 49)	-	-	122.25	112.65
Receivables from other related parties (note 49)	-	-	7.53	6.52
<b>Total</b>	<b>109.86</b>	<b>109.22</b>	<b>1,423.84</b>	<b>1,447.37</b>
<b>Break-up for security details:</b>				
Unsecured, considered good	109.86	109.22	1,423.84	1,447.37
Unsecured, credit impaired	28.80	25.18	8.56	9.40
	<b>138.66</b>	<b>134.40</b>	<b>1,432.40</b>	<b>1,456.77</b>
Less: Allowance for doubtful receivables including allowance for expected credit loss	(28.80)	(25.18)	(8.56)	(9.40)
<b>Total</b>	<b>109.86</b>	<b>109.22</b>	<b>1,423.84</b>	<b>1,447.37</b>

- (i) Refer note 49 for trade or other receivables due from directors or other officers of the Group either severally or jointly with any other person and trade or other receivable due from firms or private companies respectively in which any director is a partner, a director or a member.
- (ii) Includes retention money deducted by customer to ensure performance of the Group's obligations and hence are receivable on the completion of contract or after the completion of defect liability period as defined in the respective contract and accordingly no discounting has been done for the same.

## 10. Loans

Particulars	Non-current		Current	
	March 31, 2020 ₹ in crore	March 31, 2019 ₹ in crore	March 31, 2020 ₹ in crore	March 31, 2019 ₹ in crore
<b>Security deposit</b>				
Unsecured, considered good				
Security deposit includes deposits with related parties (refer note below)	0.12	0.11	3.00	5.30
Security deposit with others	25.05	24.18	26.51	11.73
Unsecured- credit impaired	0.20	0.20	-	-
	<b>25.37</b>	<b>24.49</b>	<b>29.51</b>	<b>17.03</b>
Provision for doubtful deposits	(0.20)	(0.20)	-	-
<b>Total (A)</b>	<b>25.17</b>	<b>24.29</b>	<b>29.51</b>	<b>17.03</b>
<b>Other loans</b>				
Unsecured, considered good				
Loan to related parties (refer note below)	381.85	211.58	877.37	82.72
Loan to employees	1.83	1.75	1.74	5.20
Loan to others	38.88	39.21	8.36	4.83
	<b>422.56</b>	<b>252.54</b>	<b>887.47</b>	<b>92.75</b>
Unsecured- credit impaired				
Loan to others	100.00	100.00	-	-
Loan to associates/ joint ventures	212.00	270.17	21.00	-
	<b>312.00</b>	<b>370.17</b>	<b>21.00</b>	<b>-</b>
Provision for doubtful loans	(312.00)	(370.17)	(21.00)	-
<b>Total (B)</b>	<b>422.56</b>	<b>252.54</b>	<b>887.47</b>	<b>92.75</b>
<b>Total (A+B)</b>	<b>447.73</b>	<b>276.83</b>	<b>916.98</b>	<b>109.78</b>

## Notes to the consolidated financial statements for the year ended March 31, 2020

Particulars	Non-current		Current	
	March 31, 2020 ₹ in crore	March 31, 2019 ₹ in crore	March 31, 2020 ₹ in crore	March 31, 2019 ₹ in crore
<b>Security deposit includes deposits with related parties:</b>				
GMR Family Fund Trust ('GFFT')	-	-	1.88	4.28
GREPL	-	-	1.12	1.02
Others	0.12	0.11	-	-
	<b>0.12</b>	<b>0.11</b>	<b>3.00</b>	<b>5.30</b>
<b>Loan to related parties considered good include:</b>				
GMR Enterprises Private Limited ('GEPL')	200.00	-	301.99	2.40
GMR Holding Overseas Limited ('GHOL')	-	-	3.46	3.38
GIL-SIL JV	-	-	4.50	-
GFFT	-	-	4.61	4.61
Welfare Trust for GMR Group Employees ('WTGGE')	-	-	208.25	-
DSI	173.42	173.36	-	-
BSL	-	-	28.57	27.91
PTGEMS	-	-	1.63	-
GKEL	1.44	1.44	1.97	1.97
GVPGL	-	-	-	1.34
GBHPL	-	-	-	3.15
GMCAC	-	-	4.51	-
GREL	-	-	-	0.36
GWEL	-	-	-	17.73
GEL	-	-	212.66	1.48
GCEL	-	2.48	-	0.10
GGSPPL	-	-	-	0.24
GBHHPL	6.99	-	69.37	-
WAISL	-	-	-	11.25
Airport Authority of India ('AAI')	-	-	-	6.80
GEML	-	-	0.61	-
CJV	-	-	0.52	-
MGCJV INC	-	-	0.42	-
GBEPL	-	34.30	34.30	-
	<b>381.85</b>	<b>211.58</b>	<b>877.37</b>	<b>82.72</b>
<b>Loan to associates / joint ventures- credit impaired:</b>				
GKEL	212.00	212.00	-	-
WAISL	-	2.82	-	-
GVPGL	-	16.30	-	-
GWEL	-	-	1.40	-
GBHPL	-	-	19.45	-
GBHHPL	-	39.05	0.15	-
	<b>212.00</b>	<b>270.17</b>	<b>21.00</b>	<b>-</b>

1. Loans are non-derivative financial instruments which generate a fixed or variable interest income for the Group. The carrying value may be affected by the changes in the credit risk of the counter parties.

**11. Other financial assets**

Particulars	Non-current		Current	
	March 31, 2020 ₹ in crore	March 31, 2019 ₹ in crore	March 31, 2020 ₹ in crore	March 31, 2019 ₹ in crore
<b>Unsecured, considered good unless stated otherwise</b>				
Non-current bank balances (refer note 15)	190.80	454.00	-	-
<b>Total (A)</b>	<b>190.80</b>	<b>454.00</b>	<b>-</b>	<b>-</b>



## Notes to the consolidated financial statements for the year ended March 31, 2020

Particulars	Non-current		Current	
	March 31, 2020 ₹ in crore	March 31, 2019 ₹ in crore	March 31, 2020 ₹ in crore	March 31, 2019 ₹ in crore
<b>Derivative instruments at fair value through OCI</b>				
Derivatives designated as hedge				
Cross currency swap (refer note 51)	865.00	239.23	-	-
Call spread option (refer note 51)	734.69	94.88	-	-
<b>Total (B)</b>	<b>1,599.69</b>	<b>334.11</b>	<b>-</b>	<b>-</b>
<b>Derivative instruments at fair value through profit or loss</b>				
Derivatives not designated as hedge				
Interest rate swap (refer note 51)	-	-	-	1.73
Call spread option (refer note 51)	274.35	99.75	-	-
<b>Total (C)</b>	<b>274.35</b>	<b>99.75</b>	<b>-</b>	<b>1.73</b>
<b>Unsecured, considered good unless stated otherwise</b>				
Receivable against service concession arrangements	822.11	960.82	231.08	216.02
Unbilled revenue (refer note 49)	12.49	-	892.85	563.93
Interest accrued on fixed deposits	0.10	0.00	77.32	42.81
Interest accrued on long term investments including loans to group companies (refer note 49)	1.25	17.07	42.62	8.72
Non trade receivable (refer note 49)	189.40	134.70	358.01	276.54
Receivable on account of proposed sale of stake in subsidiary (refer note 45(xii))	-	-	-	3,613.08
<b>Total (D)</b>	<b>1,025.35</b>	<b>1,112.59</b>	<b>1,601.88</b>	<b>4,721.10</b>
<b>Unsecured- credit impaired</b>				
Non trade receivable considered doubtful	-	-	5.81	-
<b>Total (E)</b>	<b>-</b>	<b>-</b>	<b>5.81</b>	<b>-</b>
Provision for doubtful non trade receivable (F)	-	-	(5.81)	-
<b>Total (A+B+C+D+E+F)</b>	<b>3,090.19</b>	<b>2,000.45</b>	<b>1,601.88</b>	<b>4,722.83</b>

## 12. Other assets

Particulars	Non-current		Current	
	March 31, 2020 ₹ in crore	March 31, 2019 ₹ in crore	March 31, 2020 ₹ in crore	March 31, 2019 ₹ in crore
<b>Capital advances</b>				
Unsecured, considered good				
Capital advances to related parties (refer note below)	364.93	256.69	-	-
Capital advances to others	1,317.62	1,341.57	-	-
<b>Total (A)</b>	<b>1,682.55</b>	<b>1,598.26</b>	<b>-</b>	<b>-</b>
<b>Advances other than capital advances</b>				
Unsecured, considered good				
Advances other than capital	7.81	7.55	266.46	127.13
Passenger service fee (Security Component) (refer note 45(iii))	10.56	25.65	-	-
Unsecured, considered doubtful	0.04	0.04	0.91	-
	18.41	33.24	267.37	127.13
Provision for doubtful advances	(0.04)	(0.04)	(0.91)	-
<b>Total (B)</b>	<b>18.37</b>	<b>33.20</b>	<b>266.46</b>	<b>127.13</b>
<b>Other advances</b>				
Prepaid expenses <sup>1</sup>	19.77	102.88	54.62	43.30
Deposit/ balances with statutory/ government authorities	278.13	37.65	451.29	72.60
Receivable against lease equilisation	421.78	-	-	-
Other receivable	-	-	3.69	10.81
<b>Total (C)</b>	<b>719.68</b>	<b>140.53</b>	<b>509.60</b>	<b>126.71</b>
<b>Total (A+B+C)</b>	<b>2,420.60</b>	<b>1,771.99</b>	<b>776.06</b>	<b>253.84</b>
<b>Capital advances includes advances to related parties:</b>				
GEPL	-	50.00	-	-
MCC	364.93	206.69	-	-
<b>Total</b>	<b>364.93</b>	<b>256.69</b>	<b>-</b>	<b>-</b>

1. The above amount includes upfront fee paid on rupee term loan facility amounting to ₹ 4,200 crore entered by GHIAL with a bank which is disbursement as at reporting date.

## Notes to the consolidated financial statements for the year ended March 31, 2020

### 13. Inventories

Particulars	March 31, 2020 ₹ in crore	March 31, 2019 ₹ in crore
Raw materials (valued at lower of cost and net realizable value) (refer note 28)	142.19	45.07
Traded goods (refer note 29)*	30.73	15.10
Consumables, stores and spares	17.61	52.40
<b>Total inventories (valued at lower of cost and net realisable value)</b>	<b>190.53</b>	<b>112.57</b>

\* Includes goods in transit of ₹ 1.40 crore (March 31, 2019: ₹ 2.58 crore)

### 14. Financial Assets - Current investments

Particulars	March 31, 2020 ₹ in crore	March 31, 2019 ₹ in crore
<b>Investments carried at fair value through consolidated statement of profit or loss (unquoted)</b>		
Investment in domestic mutual funds	973.62	1,032.81
Investment in overseas funds by foreign subsidiaries	160.43	161.12
<b>Investments carried at amortised cost</b>		
Investment in commercial papers	1,783.73	1,064.83
Investments in domestic other funds	41.34	91.58
	<b>2,959.12</b>	<b>2,350.34</b>

#### Notes:

- Aggregate market value of current quoted investments - ₹ Nil (March 31, 2019: ₹ Nil)
- Aggregate carrying amount of current unquoted investments ₹ 2,959.12 crore (March 31, 2019: ₹ 2,350.34 crore)
- Aggregate provision for diminution in the value of current investments ₹ Nil (March 31, 2019: ₹ Nil)

### 15. Cash and cash equivalents

Particulars	Non-current		Current	
	March 31, 2020 ₹ in crore	March 31, 2019 ₹ in crore	March 31, 2020 ₹ in crore	March 31, 2019 ₹ in crore
Balances with banks				
- on current accounts <sup>2,4,6</sup>	-	-	595.60	239.83
- Deposits with original maturity of less than three months	-	-	2,261.70	670.28
Cheques / drafts on hand	-	-	-	1.74
Cash on hand / credit card collection	-	-	2.13	6.81
<b>(A)</b>	<b>-</b>	<b>-</b>	<b>2,859.43</b>	<b>918.66</b>
<b>Bank balances other than cash and cash equivalents</b>				
- Unclaimed dividend	0.27	0.27	-	-
- Deposits with remaining maturity for less than 12 months <sup>6</sup>	-	-	1,488.46	695.44
- Restricted balances with banks <sup>1,3,5</sup>	190.53	453.73	100.88	15.55
<b>(B)</b>	<b>190.80</b>	<b>454.00</b>	<b>1,589.34</b>	<b>710.99</b>
Amount disclosed under other financial assets (refer note 11)	(190.80)	(454.00)	-	-
<b>(C)</b>	<b>(190.80)</b>	<b>(454.00)</b>	<b>-</b>	<b>-</b>
<b>Total (A+B+C)</b>	<b>-</b>	<b>-</b>	<b>4,448.77</b>	<b>1,629.65</b>

#### Notes:

- Includes fixed deposits in GICL of ₹ 107.10 crore (March 31, 2019: ₹ 139.93 crore) with Eurobank, Cyprus. The Republic of Cyprus is presently facing economic difficulties. The management is of the view that in spite of such economic difficulties the amount held as fixed deposit with Eurobank is good for recovery though withdrawal of the amount from the Republic of Cyprus would be subject to restriction as may be imposed by the Central Bank of Cyprus. Accordingly, the amount of deposit has been considered as non current.
- Includes balances in Exchange Earner's Foreign Currency ('EEFC') Accounts.

## Notes to the consolidated financial statements for the year ended March 31, 2020

3. Restricted deposits includes margin money deposit and deposits with banks that are pledged by the Group with the Government and other authorities and with lenders against long-term and short-term borrowings / hedging of FCCB interest / towards bank guarantee and letter of credit facilities availed by the Group.
4. Balances with banks on current accounts does not earn interest. Short-term deposits are made for varying periods of between one day and three months, depending on the immediate cash-requirement of the Group and earn interest at the respective short-term deposit rates.
5. Refer notes 18 and 23 as regards restriction on balances with banks arising in connections with the borrowings made by the Group.
6. Includes Marketing Fund in DIAL of ₹70.67 crore (March 31, 2019: ₹ 58.29 crore). Refer note 45(vi).
7. For the purpose of the consolidated statement of cash flows, cash and cash equivalents comprise the following:

Particulars	(₹ in crore)	
	March 31, 2020	March 31, 2019
Balances with banks:		
- On current accounts	595.60	239.83
Deposits with original maturity of less than three months	2,261.70	670.28
Cheques / drafts on hand	-	1.74
Cash on hand / credit card collection	2.13	6.81
Cash at bank and short term deposits attributable to entities held for sale (refer note 36)	58.84	0.59
Less: Bank overdraft**	-	(6.23)
<b>Cash and cash equivalents for consolidated statement of cash flows</b>	<b>2,918.27</b>	<b>913.02</b>

\*\*Bank borrowings are generally considered to be financing activities. However, where bank overdrafts which are repayable on demand form an integral part of an entity's cash management, bank overdrafts are included as a component of cash and cash equivalents. A characteristic of such banking arrangements is that the bank balance often fluctuates from being positive to overdrawn. Accordingly, the Group has considered only such bank overdrafts which fluctuates from being positive to overdrawn often.

## 16. Equity share capital

Particulars	Equity Shares		Preference Shares	
	In Numbers	(₹ in crore)	In Numbers	(₹ in crore)
<b>Authorised share capital:</b>				
<b>At April 01, 2018</b>	<b>13,500,000,000</b>	<b>1,350.00</b>	<b>6,000,000</b>	<b>600.00</b>
Increase / (decrease) during the year	-	-	-	-
<b>At March 31, 2019</b>	<b>13,500,000,000</b>	<b>1,350.00</b>	<b>6,000,000</b>	<b>600.00</b>
Increase / (decrease) during the year	-	-	-	-
<b>At March 31, 2020</b>	<b>13,500,000,000</b>	<b>1,350.00</b>	<b>6,000,000</b>	<b>600.00</b>

\* Face value of equity shares of ₹ 1 each

\*\* Face value of preference shares of ₹ 1,000 each

a) **Issued equity capital**  
**Equity shares of ₹ 1 each issued, subscribed and fully paid**

	In Numbers	(₹ in crore)
<b>At April 01, 2018</b>	<b>6,035,945,275</b>	<b>603.59</b>
Changes during the period	-	-
<b>At March 31, 2019</b>	<b>6,035,945,275</b>	<b>603.59</b>
Changes during the period	-	-
<b>At March 31, 2020</b>	<b>6,035,945,275</b>	<b>603.59</b>

b) **Terms / rights attached to equity shares:**

The Company has only one class of equity shares having a par value of Re. 1 per share. Every member holding equity shares therein shall have voting rights in proportion to the member's share of the paid up equity share capital. The Company declares and pays dividend in Indian rupees. The dividend proposed by the Board of Directors is subject to the approval of the shareholders in the ensuing Annual General Meeting.

## Notes to the consolidated financial statements for the year ended March 31, 2020

In the event of liquidation of the Company, the holders of equity shares would be entitled to receive remaining assets of the Company, after distribution of all the preferential amounts. The distribution will be in proportion to the number of equity shares held by the equity shareholders.

**c) Shares held by the Holding Company / Ultimate Holding Company and / or their subsidiaries / associates:**

Name of the shareholder	March 31, 2020		March 31, 2019	
	No. of shares held	(₹ in crore)	No. of shares held	(₹ in crore)
<b>GMR Enterprises Private Limited ('GEPL'), the holding company</b> Equity shares of Re. 1 each, fully paid up	3,101,143,150	310.11	2,962,422,625	296.24
<b>Welfare Trust of GMR Infra Employees ('GWT'), an associate of the Holding Company</b> Equity shares of ₹ 1 each, fully paid up	805,635,166	80.56	805,635,166	80.56
<b>GMR Infra Ventures LLP ('GIVLLP'), an associate of the Holding Company</b> Equity shares of Re. 1 each, fully paid up	31,321,815	3.13	31,321,815	3.13
<b>Welfare Trust of GMR Infra Employees ('GWT'), an associate of the Holding Company</b> Equity shares of Re. 1 each, fully paid up	-	-	17,999,800	1.80

**d) Details of shareholders holding more than 5% shares in the Company**

Name of the shareholder	March 31, 2020		March 31, 2019	
	No. of shares held	% holding in class	No. of shares held	% holding in class
<b>Equity shares of Re. 1 each fully paid</b>				
GEPL	3,101,143,150	51.38%	2,962,422,625	49.08%
GBC	805,635,166	13.35%	805,635,166	13.35%
DVI Fund Mauritius Limited	537,191,459	8.90%	5,055,849,000	8.38%
ASN Investments Limited	359,736,151	5.96%	-	-

As per records of the Company including its register of shareholders/ members, the above share holding represents both legal and beneficial ownership of shares.

**e) Aggregate number of shares issued for consideration other than cash during the period of five years immediately preceding the reporting date:**

During the year ended March 31, 2016, 5,683,351 Series A CCPS and 5,683,353 Series B CCPS of face value of ₹ 1,000 each have been converted into 359,478,241 equity shares of face value of Re. 1 each at a price of ₹ 15.81 per equity share (including securities premium of ₹ 14.81 per equity share) and 380,666,645 equity shares of face value of Re.1 each at a price of ₹ 14.93 per equity share (including securities premium of ₹ 13.93 per equity share) respectively.

**f) Shares reserved for issue under options**

For details of shares reserved for issue under option, please refer note 18 related to terms of conversion/ redemption of foreign currency convertible bonds and optionally convertible debentures.

## Notes to the consolidated financial statements for the year ended March 31, 2020

## 17. Other Equity

		(₹ in crore)
<b>Equity component of preference shares (refer note 45(xi))</b>		
Balance as at April 1, 2018		373.15
Less: Converted to equity shares during the year (refer note 45(xi))		(373.15)
Balance as at March 31, 2019		-
<b>Balance as at March 31, 2020</b>	<b>(A)</b>	<b>-</b>
<b>Equity component of optionally convertible debentures ('OCD's') (refer note 18)</b>		
Balance as at April 1, 2018		-
Add: Equity component recognised on issuance of OCD's		45.92
<b>Balance as at March 31, 2019</b>		<b>45.92</b>
<b>Balance as at March 31, 2020</b>	<b>(B)</b>	<b>45.92</b>
<b>Treasury shares (refer note 48(i))</b>		
Balance as at April 1, 2018		(101.54)
Balance as at March 31, 2019		(101.54)
Less: Buy back of treasury shares during the year		101.54
<b>Balance as at March 31, 2020</b>	<b>(C)</b>	<b>-</b>
<b>Securities premium (refer note 17(h))</b>		
Balance as at April 01, 2018		11,115.80
Less: amount transferred to retained earning during the year (refer note 45(xi))		(1,104.82)
Balance as at March 31, 2019		10,010.98
<b>Balance as at March 31, 2020</b>	<b>(D)</b>	<b>10,010.98</b>
<b>Debenture redemption reserve (refer note 17(c))</b>		
Balance as at April 01, 2018		181.32
Add: amount transferred from the surplus balance in the consolidated statement of profit and loss		38.44
Less: amount transferred to the surplus balance in the consolidated statement of profit and loss		(32.34)
Balance as at March 31, 2019		187.42
Less: amount transferred to the surplus balance in the consolidated statement of profit and loss		(35.34)
<b>Balance as at March 31, 2020</b>	<b>(E)</b>	<b>152.08</b>
<b>Capital reserve on consolidation (refer note 17(f))</b>		
Balance as at April 01, 2018		(162.07)
Less: Minority share on account of dilution in stake in subsidiary (refer note 45(xi))		(0.20)
Balance as at March 31, 2019		(162.27)
<b>Balance as at March 31, 2020</b>	<b>(F)</b>	<b>(162.27)</b>
<b>Capital reserve on acquisition (refer note 17(a))</b>		
Balance as at April 01, 2018		3.41
Balance as at March 31, 2019		3.41
<b>Balance as at March 31, 2020</b>	<b>(G)</b>	<b>3.41</b>
<b>Capital reserve on government grant (refer note 17(d))</b>		
Balance as at April 01, 2018		67.41
Less: Minority share on account of dilution in stake in subsidiary (refer note 45(xi))		(3.96)
Balance as at March 31, 2019		63.45
<b>Balance as at March 31, 2020</b>	<b>(H)</b>	<b>63.45</b>
<b>Capital reserve on forfeiture (Refer note 17 (e))</b>		
Balance as at April 01, 2018		141.75
Balance as at March 31, 2019		141.75
<b>Balance as at March 31, 2020</b>	<b>(I)</b>	<b>141.75</b>

## Notes to the consolidated financial statements for the year ended March 31, 2020

		(₹ in crore)
<b>Foreign currency monetary translation difference account (FCMTR) (refer note 17(g))</b>		
Balance as at April 01, 2018		40.40
Less: Exchange differences on FCCB recognised during the year		(114.50)
Add: FCMTR amortisation during the year		5.79
Balance as at March 31, 2019		(68.31)
Less: Exchange differences on FCCB recognised during the year		(195.40)
Add: FCMTR amortisation during the year		15.31
<b>Balance as at March 31, 2020</b>	<b>(J)</b>	<b>(248.40)</b>
<b>Special Reserve u/s 45-IC of Reserve Bank of India ('RBI') Act (refer note 17(b))</b>		
Balance as at April 01, 2018		70.46
Less: Minority share on account of dilution in stake in subsidiary		(3.87)
Balance as at March 31, 2019		66.59
Add: Amount transferred from surplus balance in the consolidated statement of profit and loss		20.51
<b>Balance as at March 31, 2020</b>	<b>(K)</b>	<b>87.10</b>
<b>Surplus in the consolidated statement of profit and loss</b>		
Balance as at April 01, 2018		(8,450.83)
Loss for the year		(3,580.58)
Add: Amount transferred to the surplus balance in the consolidated statement of profit and loss from debenture redemption reserve		32.34
Less: Amount transferred from the surplus balance in the consolidated statement of profit and loss to debenture redemption reserve		(38.44)
Less: Adjustment due to application of Ind AS 115 'Revenue from contracts with customers'		(10.56)
Less: Adjustment on account of change in useful life of PPE due to AERA order		(27.46)
Less: Purchase of CCPS A of GAL held by non controlling shareholders (refer note 45(xi))		(2,251.21)
Less: Put option obligation for purchase of minority shareholding of GAL		(996.20)
Add: Sale of shares shown as receivable under current financial assets (refer note 45(xi))		3,613.08
Less: Adjustment on account of dilution of stake in APFT		(0.83)
Add: Acquisition of additional stake in subsidiary company		25.19
Add: Adjustment on account of merger of subsidiaries (refer note 47(ii))		366.93
Less: Re-measurement (losses) / gains on post employment defined benefit plans		(2.35)
Less: Dividend distribution tax on dividend declared by subsidiaries		(24.86)
<b>Balance as at March 31, 2019</b>		<b>(11,345.78)</b>
Loss for the year		(2,429.38)
Add: Amount transferred to the surplus balance in the consolidated statement of profit and loss		35.34
Less: Special Reserve u/s 45-IC of RBI Act (refer note 17(b))		(20.51)
Less: Adjustment on merger of subsidiaries (refer note 47(ii))		(274.24)
Add: Adjustment of put option obligation for purchase of minority shareholding of GMR Airports Limited ('GAL')		996.20
Less: Adjustment of receivable shown under current financial assets (refer note 45(xi))		(3,560.00)
Add: Adjustment on account of transaction between shareholders (refer note 45(xvi))		3,463.60
Less: Buy back of Treasury shares (refer note 48(i))		(72.00)
Less: Re-measurement (losses) / gains on post employment defined benefit plans		(4.26)
Less: Dividend distribution tax on dividend declared by subsidiaries		(19.47)
<b>Balance as at March 31, 2020</b>	<b>(L)</b>	<b>(13,230.50)</b>
<b>Components of Other Comprehensive Income ('OCI')</b>		
<b>Foreign currency translation of difference (FCTR) (refer note 17(i))</b>		
Balance as at April 01, 2018		(70.92)
Movement during the year		163.30
Non controlling interest		(8.14)
<b>Balance as at March 31, 2019</b>		<b>84.24</b>

## Notes to the consolidated financial statements for the year ended March 31, 2020

		(₹ in crore)
Movement during the year		(123.14)
Non controlling interest		(1.96)
<b>Balance as at March 31, 2020</b>	<b>(M)</b>	<b>(40.85)</b>
<b>Cash flow hedge reserve (refer note 17(j))</b>		
Balance as at April 01, 2018		6.41
Add: During the year		12.68
Add: Minority share on account of dilution in stake in subsidiary		3.53
Non controlling interest		(5.20)
<b>Balance as at March 31, 2019</b>		<b>17.42</b>
Add: During the year		152.86
Non controlling interest		(55.23)
<b>Balance as at March 31, 2020</b>	<b>(N)</b>	<b>115.05</b>
<b>Total other equity (A+B+C+D+E+F+G+H+I+J+K+L+M+N)</b>		
<b>Balance as at March 31, 2019</b>		<b>(1,056.72)</b>
<b>Balance as at March 31, 2020</b>		<b>(3,062.28)</b>

- a) GAPL purchased the aircraft division of GMR Industries Limited under slump sale on October 01, 2008 for a purchase consideration of ₹ 29.00 crore on a going concern basis and the transaction was concluded in the month of March 2009. Accordingly, an amount of ₹ 3.41 crore being the excess of net value of the assets acquired (based on a valuation report) over the purchase consideration has been recognised as capital reserve on acquisition.
- b) As required by section 45-1C of the RBI Act, 20% of DSPL and GAL's net profit of the year is transferred to special reserve. The said reserve can be used only for the purpose as may be specified by the RBI from time to time.
- c) Certain entities in the Group have issued redeemable non-convertible debentures ('NCD'). Accordingly, the Companies (Share capital and Debentures) Rules, 2014 (as amended), required the Company to create DRR out of profits of the entities available for payment of dividend.
- d) During the year ended March 31, 2006, GHIAL had received a grant of ₹ 107.00 crore from Government of Telangana [formerly Government of Andhra Pradesh ('GoAP')] towards Advance Development Fund Grant, as per the State Support Agreement. This is in the nature of financial support for the project and accordingly, the Group's share amounting to ₹ 67.41 crore as at April 1, 2011 was included in Capital reserve (government grant).
- e) On July 02, 2014, the Board of Directors of the Company approved an issue and allotment of up to 180,000,000 warrants having an option to apply for and be allotted equivalent number of equity shares of face value of Re.1 each on a preferential basis under chapter VII of the SEBI ICDR Regulations and provisions of all other applicable laws and regulations and accordingly the Company received an advance of ₹141.75 crore against such share warrants. The shareholders approved the aforesaid issue of warrants through postal ballot on August 12, 2014. Pursuant to the approval of the Management Committee of the Board of Directors dated February 26, 2016 the outstanding warrants have been cancelled as the holders did not exercise the option within the due date of 18 months from the date of allotment and Rs 141.75 crore received as advance towards such warrants has been forfeited in accordance with the SEBI ICDR Regulations during the year ended March 31, 2016. The said amount has been credited to Capital Reserve account during the year ended March 31, 2016.
- f) The Group has paid an additional consideration of Rs 197.09 crore for acquisition of RSSL which has been adjusted against the capital reserve as at April 01, 2015.
- g) The MCA, Government of India ('GoI') vide its Notification No GSR 225 (E) dated March 31, 2009 prescribed certain changes to AS - 11 on 'The Effects of Changes in Foreign Exchange Rates'. The Group has, pursuant to adoption of such prescribed changes to the said Standard, exercised the option of recognizing the exchange differences arising in reporting of foreign currency monetary items at rates different from those at which they were recorded earlier, in the original cost of such depreciable assets in so far such exchange differences arose on foreign currency monetary items relating to the acquisition of depreciable assets. Exchange differences are capitalized as per paragraph D13AA of Ind AS 101 'First time adoption' availing the optional exemption that allows first time adopter to continue capitalization of exchange differences in respect of long term foreign currency monetary items recognized in the consolidated financial statement for the period ending immediately beginning of the first Ind AS financial reporting period as per the previous GAAP. Accordingly, exchange gain of ₹ 180.09 crore (March 31, 2019: exchange gain ₹ 108.71 crore), net of amortisation, on long term monetary asset has been accumulated in the 'Foreign currency monetary item translation difference

## Notes to the consolidated financial statements for the year ended March 31, 2020

account' and is being amortised in the statement of profit and loss over the balance period of such long term monetary asset.

- h) Securities premium reserve is used to record the premium on issue of shares. The reserve can be utilised only for limited purposes such as issuance of bonus shares in accordance with the provisions of the Companies Act, 2013.
- i) Exchange differences arising on translation of the foreign operations are recognised in other comprehensive income as described in accounting policy and accumulated in a separate reserve within equity. The cumulative amount is reclassified to consolidated profit or loss when the net investment is disposed-off.
- j) The Group uses hedging instruments as part of its management of foreign currency risk and interest rate risk associated on borrowings. For hedging foreign currency and interest rate risk, the Group uses foreign currency forward contracts, cross currency swaps, foreign currency option contracts and interest rate swaps. To the extent these hedges are effective, the change in fair value of the hedging instrument is recognised in the cash flow hedging reserve. Amounts recognised in the cash flow hedging reserve is reclassified to the consolidated statement of profit & loss when the hedged item affects profit or loss.

### 18. Long-term borrowings

(₹ in crore)

Particulars	Non - current		Current Maturities	
	March 31, 2020	March 31, 2019	March 31, 2020	March 31, 2019
<b>Debentures / Bonds</b>				
Foreign currency convertible bonds (unsecured)	2,224.20	2,032.81	-	-
Foreign currency senior notes (secured)	14,774.09	7,941.58	-	-
Non convertible debentures (secured)	1,558.74	1,989.01	3,219.45	1,138.81
Optionally convertible debentures (secured)	-	-	161.05	120.86
<b>Term loans</b>				
<b>From banks</b>				
Indian rupee term loans (secured)	5,416.44	5,734.66	410.82	684.37
Foreign currency loans (secured)	776.08	1,543.33	1,927.28	1,223.82
Indian rupee term loans (unsecured)	490.22	487.20	-	-
<b>From financial institutions</b>				
Indian rupee term loans (secured)	434.13	616.48	225.10	164.54
Indian rupee term loans (unsecured)	522.52	761.98	229.74	164.76
<b>From others</b>				
Indian rupee term loans (secured)	-	140.78	-	50.18
Loans from related parties (unsecured)	4.64	95.70	-	3.09
<b>Liability component of compound financial instrument</b>				
Convertible preference shares (unsecured)	5.79	5.23	-	-
<b>Other loans</b>				
Finance lease obligation (secured)	-	-	-	0.66
From the State Government of Telangana ('GoT') (unsecured)	315.05	315.05	-	-
	<b>26,521.90</b>	<b>21,663.81</b>	<b>6,173.44</b>	<b>3,551.09</b>
<b>The above amount includes</b>				
Secured borrowings	22,959.48	17,778.96	5,943.70	3,383.24
Unsecured borrowings	3,562.42	3,884.85	229.74	167.85
Amount disclosed under the head 'Other current financial liabilities' (Refer note 20)				
- current maturities of long term borrowings	-	-	(6,173.44)	(3,550.43)
- current maturities of finance lease obligations	-	-	-	(0.66)
<b>Net amount</b>	<b>26,521.90</b>	<b>21,663.81</b>	<b>-</b>	<b>-</b>



## Notes to the consolidated financial statements for the year ended March 31, 2020

**A. Terms of security**

- i) The aforementioned borrowings of various entities of the Group are secured by way of charge on various movable and immovable assets of the group including but not limited to, present and future, leasehold rights of land, freehold land, buildings, intangibles, movable plant and machinery, other property, plant and equipment, investments, inventories, spares, tools and accessories, furniture, fixtures, vehicles and all other movable assets, intangible, goodwill, intellectual property, uncalled capital transaction accounts, rights under project documents of respective entities and all book debts, operating cash flows, current assets, receivables, Trust and Retention account('TRA'), commissions, revenues of whatsoever nature and wherever arising, all insurance contracts, accounts including Debt Service Reserve Accounts and bank accounts, bank guarantees, letter of credits, guarantee, performance bond, corporate guarantees, non disposable undertaking with respect to shares held in certain companies, pledge of shares of subsidiaries / associates / joint ventures held by their respective holding companies (including holding company of the Group) and certain personal assets of some of the directors.
- ii) Out of the above total borrowings, borrowings of ₹ 722.02 crore (March 31, 2019: Rs 940.82 crore) have been secured against some of the personal assets of certain directors and assets held / corporate guarantee given by the holding company / fellow subsidiaries.

**B. Terms of repayment**

(₹ in crore)

Particulars	Interest rates range (p.a)	Amount outstanding as at March 31, 2020	Repayable within		
			1 year	1 to 5 years	>5 years
<b>Debentures / Bonds</b>					
Foreign currency convertible bonds (unsecured)	7.50%	2,269.95	-	-	2,269.95
Foreign currency senior notes (secured)	4.25% - 6.45%	14,840.57	-	4,517.79	10,322.78
Non convertible debentures (secured)	7.44% - 18.00%	4,834.46	3,275.71	1,461.14	97.61
Optionally convertible debentures (secured)	0%	172.26	172.26	-	-
<b>Term loans</b>					
<b>From banks</b>					
Indian rupee term loans (secured)	9% - 15.05%	6,003.55	424.33	4,082.12	1,497.10
Foreign currency loans (secured)	6 month USD Libor + 5.25% / 3 month USD Libor + 2.25%	2,703.36	1,927.28	776.08	-
Indian rupee term loans (unsecured)	Base rate + 4.75%	500.00	-	500.00	-
<b>From financial institutions</b>					
Indian rupee term loans (secured)	9.40% - 16.00%	661.38	225.70	379.34	56.34
Indian rupee term loans (unsecured)	11.00% - 12.15%	752.54	229.93	522.61	-
<b>From others</b>					
Loans from related parties (unsecured)	12.25%	4.64	-	4.64	-
<b>Liability component of compound financial instrument</b>					
Convertible preference shares (unsecured)	6%	5.79	-	-	5.79
<b>Other loans</b>					
From the State Government of Telangana ('GoT') (unsecured)	0%	315.04	-	252.04	63.00
<b>Total</b>		<b>33,063.54</b>	<b>6,255.21</b>	<b>12,495.76</b>	<b>14,312.57</b>

**Note:****i) Reconciliation with carrying amount**

(₹ in crore)

Total Amount repayable as per repayment terms	33,063.54
Less: Impact of recognition of borrowing at amortised cost using effective interest method	368.20
<b>Net carrying value</b>	<b>32,695.34</b>

## Notes to the consolidated financial statements for the year ended March 31, 2020

ii) The period and amount of delay as on the balance sheet date with respect to above mentioned borrowings are as follows:

S No.	Particulars	Nature	March 31, 2020 ₹ in crore	Period of delay (No. of Days)	March 31, 2019 ₹ in crore	Period of delay (No. of Days)
1	Indian rupee term loan from banks and financial institutions	Payment of principal	2.85	0-30	59.21	0-90
2	Non convertible debentures	Payment of principal / premium	45.00	0-30	59.24	0-30
3	Foreign currency convertible bonds*	Payment of interest	-	-	159.15	0-120
4	Indian rupee term loan from banks and financial institutions	Payment of interest	0.03	0-30	56.06	0-90
5	Non convertible debentures	Payment of interest	8.47	0-30	-	-
	<b>Total</b>		<b>56.35</b>		<b>333.66</b>	

\* The Company has a one time contractual option to delay payment of interest for a year.

### C. Other notes

- Pursuant to the approval of the Management Committee of the Board of Directors dated December 10, 2015, the Company had issued 7.50% Unlisted FCCBs of USD 30.00 crore to Kuwait Investment Authority with a maturity period of 60 years. The Subscriber can exercise the conversion option on and after 18 months from the closing date up to close of business on maturity date. Interest is payable on an annual basis. The FCCBs are convertible at ₹ 18 per share which can be adjusted downwards at the discretion of the Company, subject to the regulatory floor price. The exchange rate for conversion of FCCBs is fixed at ₹ 66.745/USD. As at March 31, 2020, The FCCB holders have not exercised the conversion option. The Company needs to take necessary steps in case the bondholders direct the Company to list the FCCBs on the Singapore Exchange Trading Limited.
- 6% Redeemable, Convertible, Non-Cumulative Preference Shares of ₹ 100 each fully paid up issued by GCORRPL, are redeemable at par on June 1, 2026. These preference shares can be redeemed at the option of GCORRPL at any time, as may be determined by the Board of Directors of GCORRPL with one month prior notice to the preference shareholders. These preference shares have been classified as financial liability by GCORRPL and are measured at amortised cost of ₹ 5.79 crore (March 31, 2019: ₹ 5.27 crore).
- Against a secured Indian rupee term loan from bank taken by GACEPL, it has agreed to pay an additional interest of 0.60% p.a. on the loan from August 2010 onwards if the claim submitted by GACEPL is awarded in favour of GACEPL during arbitration proceedings.
- In case of certain secured Indian rupee term loans from banks, the banks have a put option for full or part of the facility amount at the end of certain months from the date of first disbursement and every three months thereafter.
- Negative grant of ₹ 66.41 crore (March 31, 2019: ₹ 66.41 crore) of GACEPL is interest free and recorded at amortised cost. Negative grant is repayable in unequal yearly instalments over the next 5 years. As at March 31, 2020, an amount of ₹ 66.41 crore (March 31, 2019: ₹ 66.41 crore) is due and GACEPL has obtained an interim stay order from the arbitration tribunal against the recovery of the negative grant till further orders. In accordance with the terms of the Concession agreement entered into with NHAI by GACEPL dated November 16, 2005, GACEPL has an obligation to pay an amount of ₹ 174.75 crore by way of Negative Grant to NHAI. GACEPL has paid an amount of ₹ 108.34 crore till March 31, 2020 (March 31, 2019: ₹ 108.34 crore).
- In case of certain loans from banks and financial institutions, the lenders have certain mandatory prepayment rights as per the terms of the agreements.

### 19 Trade payables

Particulars	Non-current		Current	
	March 31, 2020 ₹ in crore	March 31, 2019 ₹ in crore	March 31, 2020 ₹ in crore	March 31, 2019 ₹ in crore
Trade payables <sup>1</sup>	-	-	2,261.51	1,946.29
	-	-	<b>2,261.51</b>	<b>1,946.29</b>

- Terms and conditions of the above financial liabilities:
  - Trade payables are non-interest bearing
  - For explanations on the Group's credit risk management processes, refer note 52
  - The dues to related parties are unsecured. refer note 49

## Notes to the consolidated financial statements for the year ended March 31, 2020

## 20. Financial liabilities

Particulars At amortized Cost	Non-current		Current	
	March 31, 2020 ₹ in crore	March 31, 2019 ₹ in crore	March 31, 2020 ₹ in crore	March 31, 2019 ₹ in crore
Security deposit from concessionaires / customers	449.29	363.65	263.91	266.11
Security deposit from commercial property developers ('CPD')	14.44	13.02	-	-
Concession fee payable	171.96	192.54	92.11	84.08
Non-trade payable (including retention money) <sup>a</sup>	72.99	17.83	1,025.32	547.22
Liability towards put options given to non controlling interest / preference shareholders of subsidiaries / joint ventures <sup>b</sup> (refer note 45 (xi))	-	-	1,192.43	2,186.38
Liability for voluntary retirement scheme	-	-	-	1.35
Interest / premium / processing fees payable on redemption of debenture/ loan	-	85.58	1,525.61	791.45
Current maturities of long term borrowings (refer note 18)	-	-	6,173.44	3,550.43
Current maturities of finance lease obligations (refer note 18)	-	-	-	0.66
<b>Total (A)</b>	<b>708.68</b>	<b>672.62</b>	<b>10,272.82</b>	<b>7,427.68</b>
Financial guarantees	38.58	49.57	16.67	15.76
<b>Total (B)</b>	<b>38.58</b>	<b>49.57</b>	<b>16.67</b>	<b>15.76</b>
<b>Total (A+B)</b>	<b>747.26</b>	<b>722.19</b>	<b>10,289.49</b>	<b>7,443.44</b>

- a. Retention money is payable on the completion of the contracts or after the completion of the defect liability period as defined in the respective contracts. These payments are kept as retention to ensure performance of the vendor obligation and hence are not discounted for present value of money.
- b. In July 2010, IDFC and Temasek ('PE investors') had made certain investments through preference shares in GMR Energy Limited (GEL). There were certain amendments to the original arrangement between the Company, GEL and the PE investors. As per the latest amended Subscription and Shareholder Agreement executed in May 2016, preference shares held by the PE investors were converted into equity shares of GEL. Post conversion, the PE investors held 17.85% of equity shares in GEL with an exit option within the timelines as defined in the aforesaid amended agreement. As the said timelines have expired during the current year and the PE investors have sort for an exit without any further extensions, the Group has recognized the financial liability of ₹ 1,192.43 crore in the consolidated financial statements with corresponding investment in joint ventures and associates. Further, the Company based on the valuation assessment carried by an external expert as at March 31, 2020 has made a provision for diminution in the value of such investment of ₹ 305.36 crore (March 31, 2019 ₹ 400.25 crore).

## 21. Provisions

Particulars	Non-current		Current	
	March 31, 2020 ₹ in crore	March 31, 2019 ₹ in crore	March 31, 2020 ₹ in crore	March 31, 2019 ₹ in crore
<b>Provision for employee benefits</b>				
Provision for gratuity (refer note 40)	17.79	12.54	10.62	6.39
Provision for compensated absences	-	-	86.36	84.57
Provision for other employee benefits	-	-	1.57	2.54
<b>Total (A)</b>	<b>17.79</b>	<b>12.54</b>	<b>98.55</b>	<b>93.50</b>
<b>Other provisions</b>				
Provision for operation and maintenance (refer note 43)	78.11	103.35	230.63	256.31
Provision for rehabilitation and settlement (refer note 43)	-	-	42.73	42.86
Provision for power banking arrangement (refer note 43)	-	-	136.19	44.45
Provision against standard assets (refer note 43)	9.93	7.44	0.47	0.14
Provision for loss in an associate (refer note 8b)	-	-	339.26	615.36
Other provision	-	-	120.62	-
<b>Total (B)</b>	<b>88.04</b>	<b>110.79</b>	<b>869.90</b>	<b>959.12</b>
<b>Total (A+B)</b>	<b>105.83</b>	<b>123.33</b>	<b>968.45</b>	<b>1,052.62</b>

## Notes to the consolidated financial statements for the year ended March 31, 2020

Particulars	Non-current		Current	
	March 31, 2020 ₹ in crore	March 31, 2019 ₹ in crore	March 31, 2020 ₹ in crore	March 31, 2019 ₹ in crore
Advance received from customers and CPD's	52.31	73.60	858.27	884.08
Deferred / unearned revenue	1,916.62	1,964.96	131.47	145.33
Statutory dues payable	-	-	200.28	161.12
Marketing fund liability (refer note 45(vi))	-	-	57.13	58.29
Government grants	35.59	40.87	5.27	5.27
Other liabilities	-	0.03	75.04	58.48
<b>Total</b>	<b>2,004.52</b>	<b>2,079.46</b>	<b>1,327.46</b>	<b>1,312.57</b>

**23. Short-term borrowings**

Particulars	Interest rates range (p.a)	March 31, 2020 ₹ in crore	March 31, 2019 ₹ in crore
<b>Secured</b>			
Cash credit and overdraft from banks	8.30%-14.25%	274.13	421.78
Indian rupee short term loans from banks	8.30%-14.25%	195.21	1,502.34
Non convertible debentures	18%-19%	1,000.00	200.00
<b>Unsecured</b>			
Indian rupee short term loans from Banks	15.05%	19.92	-
Indian rupee short term loans from related parties	9.00%-9.75%	75.20	87.48
Negative grant (unsecured)	NA	66.41	66.41
Foreign currency loan from related parties	0%	-	65.48
Indian rupee short term loans from others	11%-13%	-	21.50
		<b>1,630.87</b>	<b>2,364.99</b>
<b>The above amount includes</b>			
Secured borrowings		1,469.34	2,124.12
Unsecured borrowings		161.53	240.87
		<b>1,630.87</b>	<b>2,364.99</b>

**Notes:**

- i) The aforementioned borrowings are secured against by way of first charge on the current assets including book debts, current assets, fixed assets, equipments, bank accounts including, without limitation, the TRA / Escrow account, lien/ pledge of various fixed deposits placed by certain entities of the Group, operating cash flows, receivables, revenues whatsoever in nature, present and future, pledge over certain shares of certain entities of the Group and unconditional and irrevocable corporate guarantee by the certain entities of the Group.
- ii) Indian rupee short term loans from others of ₹ Nil including interest of ₹ Nil (March 31, 2019: ₹ 12.69 crore) is overdue for payment for a period upto 45 days.
- iii) Negative grant of ₹ 66.41 crore (March 31, 2019: ₹ 66.41 crore) of GACEPL is interest free and recorded at amortised cost. Negative grant is repayable in unequal yearly instalments over the next 5 years. As at March 31, 2020, an amount of ₹ 66.41 crore (March 31, 2019: ₹ 66.41 crore) is due and GACEPL has obtained an interim stay order from the arbitration tribunal against the recovery of the negative grant till further orders. In accordance with the terms of the Concession agreement entered into with NHAI by GACEPL dated November 16, 2005, GACEPL has an obligation to pay an amount of ₹ 174.75 crore by way of Negative Grant to NHAI. GACEPL has paid an amount of ₹ 108.34 crore till March 31, 2020 (March 31, 2019: ₹ 108.34 crore).

## Notes to the consolidated financial statements for the year ended March 31, 2020

## 24. Sales / income from operations

(₹ in crore)

Particulars	March 31, 2020	March 31, 2019
<b>Sale of products</b>		
<b>Power segment:</b>		
Income from sale of electrical energy	2.26	2.41
	<b>2.26</b>	<b>2.41</b>
<b>Traded goods</b>		
<b>Power segment:</b>		
Income from sale of electrical energy	340.97	350.99
Income from coal trading	422.15	239.68
	<b>763.12</b>	<b>590.67</b>
<b>Airport segment:</b>		
Non-aeronautical		
Sale of duty free goods	175.39	158.18
	<b>175.39</b>	<b>158.18</b>
<b>Sale of services</b>		
<b>Airport segment:</b>		
Aeronautical	2,062.79	2,077.47
Non-aeronautical	2,952.21	2,732.59
Improvements to concession assets	3.72	5.66
	<b>5,018.72</b>	<b>4,815.72</b>
<b>Roads segment:</b>		
Annuity income from expressways		
Operation and maintenance income (SCA) (Annuity)	85.98	72.73
Construction income	6.12	22.06
Toll income from expressways	374.41	349.54
	<b>466.51</b>	<b>444.33</b>
<b>EPC segment:</b>		
Construction revenue	859.48	904.85
	<b>859.48</b>	<b>904.85</b>
<b>Others segment:</b>		
Income from hospitality services	66.11	67.35
Income from management and other services	163.65	129.60
	<b>229.76</b>	<b>196.95</b>
<b>Sales / income from operations</b>	<b>7,515.24</b>	<b>7,113.11</b>

## 25. Other operating income

(₹ in crore)

	March 31, 2020	March 31, 2019
Income from commercial property development	764.09	195.86
Income from management and other services	87.54	78.58
Net gain on sale or fair valuation of investments	4.30	7.44
Others	23.76	15.81
	<b>879.69</b>	<b>297.69</b>

## 26. Finance income

(₹ in crore)

	March 31, 2020	March 31, 2019
<b>Treated as operating income:</b>		
Interest income on:		
Bank deposits and others	43.50	38.99
Receivables from service concession arrangements	117.11	126.17
	<b>160.61</b>	<b>165.16</b>

## Notes to the consolidated financial statements for the year ended March 31, 2020

### Notes to revenue from contracts with customers

#### a) Timing of rendering of services in year ended March 31, 2020:

(₹ in crore)

Particulars	Performance obligation satisfied at point in time	Performance obligation satisfied over time*	Total
Income from sale of electrical energy	343.23	-	343.23
Income from coal trading	422.15	-	422.15
Sale of duty free goods	175.39	-	175.39
Aeronautical	1,843.76	219.03	2,062.79
Non-aeronautical	-	2,952.21	2,952.21
Improvements to concession assets	-	3.72	3.72
Operation and maintenance income (SCA) (Annuity)	-	85.98	85.98
Construction income	-	865.60	865.60
Toll income from expressways	374.41	-	374.41
Income from hospitality service	66.11	-	66.11
Income from management and other services	-	251.19	251.19
Income from commercial property development	-	764.09	764.09
Net gain on sale or fair valuation of investments	-	4.30	4.30
Other operating revenue	-	23.76	23.76
Bank deposits and others	-	43.50	43.50
Receivables from service concession arrangements	-	117.11	117.11
<b>Total</b>	<b>3,225.05</b>	<b>5,330.49</b>	<b>8,555.54</b>

#### Timing of rendering of services in year ended March 31, 2019:

(₹ in crore)

Particulars	Performance obligation satisfied at point in time	Performance obligation satisfied over time*	Total
Income from sale of electrical energy	353.40	-	353.40
Income from coal trading	239.68	-	239.68
Sale of duty free goods	158.18	-	158.18
Aeronautical	1,674.11	403.36	2,077.47
Non-aeronautical	-	2,732.59	2,732.59
Improvements to concession assets	-	5.66	5.66
Operation and maintenance income (SCA) (Annuity)	-	72.73	72.73
Construction income	-	926.91	926.91
Toll income from expressways	349.54	-	349.54
Income from hospitality service	67.35	-	67.35
Income from management and other services	39.07	169.11	208.18
Income from commercial property development	-	195.86	195.86
Net gain on sale or fair valuation of investments	-	7.44	7.44
Other operating revenue	8.15	7.66	15.81
Bank deposits and others	-	38.99	38.99
Receivables from service concession arrangements	-	126.17	126.17
<b>Total</b>	<b>2,889.48</b>	<b>4,686.48</b>	<b>7,575.96</b>

\* The Group recognises revenue from these sources over time, using an input method to measure progress towards complete satisfaction of the service, because the customer simultaneously receives and consumes the benefits provided by the Group.

#### b) Reconciliation of revenue recognised in the statement of profit and loss with contracted price

(₹ in crore)

Particulars	March 31, 2020	March 31, 2019
Revenue as per contracted price	9,944.09	9,186.87
Significant financing component	5.90	5.90
Adjustment to revenue where the Group is acting as an agent	(1,394.45)	(1,616.81)
<b>Revenue from contract with customer</b>	<b>8,555.54</b>	<b>7,575.96</b>

## Notes to the consolidated financial statements for the year ended March 31, 2020

## c) Contract Balances

(₹ in crore)

Particulars	March 31, 2020	March 31, 2019
Receivables		
- Non current (Gross)	138.66	134.40
- Current (Gross)	1,432.40	1,456.77
- Provision for impairment loss (non current)	(28.80)	(25.18)
- Provision for impairment loss (current)	(8.56)	(9.40)
<b>Contract assets</b>		
Unbilled revenue		
- Non Current	12.49	-
- Current	892.85	563.93
<b>Contract Liabilities</b>		
Deferred / unearned revenue		
- Non Current	1,916.62	1,964.96
- Current	131.47	145.33
<b>Advance received from customers and CPD's</b>		
- Non Current	52.31	73.60
- Current	858.27	884.08

d) Revenue recognised during the year from the performance obligation satisfied upto previous year (arising out of contract modifications) amounts to ₹ Nil

## 27. Other Income

(₹ in crore)

Particulars	March 31, 2020	March 31, 2019
Interest income on bank deposits and others	244.05	371.38
Provisions no longer required, written back	111.73	59.32
Net gain on sale or fair valuation of investments	60.00	177.28
Gain on account of foreign exchange fluctuations (net)	104.58	-
Gain on fair valuation of derivative instrument	0.99	1.78
Profit on sale of fixed assets (net)	-	0.02
Lease rentals	10.33	18.12
Income from government grant	5.28	5.26
Income from duty credit scripts	37.95	55.11
Miscellaneous income	91.68	20.49
	<b>666.59</b>	<b>708.76</b>

## 28. Cost of materials consumed

(₹ in crore)

Particulars	March 31, 2020	March 31, 2019
Inventory at the beginning of the year	45.07	38.60
Add: purchases	531.97	510.74
	577.04	549.34
Less: inventory at the end of the year (refer note 13)	(142.19)	(45.07)
	<b>434.85</b>	<b>504.27</b>

## 29. Purchase of traded goods

(₹ in crore)

Particulars	March 31, 2020	March 31, 2019
Purchase of electrical energy	336.75	310.57
Purchase of coal for trading	410.78	235.84
Purchase of duty free items	82.92	59.67
	<b>830.45</b>	<b>606.08</b>

## Notes to the consolidated financial statements for the year ended March 31, 2020

### 30. (Increase) / decrease in stock in trade (₹ in crore)

Particulars	March 31, 2020	March 31, 2019
Stock at the beginning of the year (refer note 13)	15.10	16.92
Less: stock at the end of the year (refer note 13)	(30.73)	(15.10)
	<b>(15.63)</b>	<b>1.82</b>

### 31. Employee benefit expenses (₹ in crore)

Particulars	March 31, 2020	March 31, 2019
Salaries, wages and bonus	732.13	656.58
Contribution to provident and other funds (refer note 40)	57.71	54.51
Gratuity expenses (refer note 40)	8.92	9.91
Staff welfare expenses	32.45	38.88
	<b>831.21</b>	<b>759.88</b>

### 32. Other expenses (₹ in crore)

Particulars	March 31, 2020	March 31, 2019
Consumption of stores and spares	30.62	23.88
Electricity and water charges	94.77	155.23
Airport service charges / operator fees (refer note 49)	148.97	129.59
Repairs and maintenance	263.19	340.60
Manpower hire charges	124.40	98.26
Legal and professional fees	312.97	205.55
Directors' sitting fees	3.58	1.67
Writeoff / provision towards carrying amount of investments	0.04	4.82
Provision / write off of doubtful advances and trade receivables	29.06	184.14
Exchange differences (net)	-	155.69
Donation (includes corporate social responsibility expenditure)	80.02	116.58
Fixed assets written off / loss on sale of fixed assets (net)	1.90	1.67
Logo fees	3.27	1.59
Expenses of commercial property development	15.43	33.18
Rent	50.39	77.18
Rates and taxes	93.83	80.02
Travelling and conveyance	88.99	61.33
Miscellaneous expenses	170.12	156.96
<b>Total</b>	<b>1,511.55</b>	<b>1,826.94</b>

### 33. Depreciation and amortisation expenses (₹ in crore)

Particulars	March 31, 2020	March 31, 2019
Depreciation on property, plant and equipment	902.04	878.32
Depreciation on investment property	0.89	0.88
Depreciation of right of use asset	15.71	-
Amortisation of intangible assets	145.61	104.76
	<b>1,064.25</b>	<b>983.96</b>

### 34. Finance costs (₹ in crore)

Particulars	March 31, 2020	March 31, 2019
Interest on debts, borrowings and lease liabilities*	3,058.22	2,284.41
Interest on cross currency swap (refer note 51)	82.55	77.19
Bank charges	205.05	127.99
Call spread option premium	199.25	194.56
	<b>3,545.07</b>	<b>2,684.15</b>

\* Interest capitalised to capital work-in progress / investment property under construction during the year is ₹ 668.78 crore (March 31, 2019 : ₹ 321.46 crore)



## Notes to the consolidated financial statements for the year ended March 31, 2020

### 35. Earnings per share ('EPS')

Basic EPS amounts are calculated by dividing the profit/ loss for the year attributable to equity shareholders of the parent by the weighted average number of equity shares outstanding during the year. Partly paid equity shares are treated as a fraction of an equity share to the extent that they were entitled to participate in dividends relative to a fully paid equity share during the reporting period. The weighted average number of equity shares outstanding during the period is adjusted for events such as bonus issue, bonus element in a rights issue, share split, and reverse share split (consolidation of shares) that have changed the number of equity shares outstanding, without a corresponding change in resources.

Diluted EPS amounts are calculated by dividing the profit attributable to equity shareholders (after adjusting for interest on the convertible securities) by the weighted average number of equity shares outstanding during the year plus the weighted average number of equity shares that would be issued on conversion of all the dilutive potential equity shares into equity shares.

The following reflects the income and share data used in the basic and diluted EPS computations:

Particulars	March 31, 2020	March 31, 2019
Profit attributable to equity holders of the parent:		
Continuing operations (₹ in crore)	(2,425.68)	(3,693.69)
Discontinued operations (₹ in crore)	(3.70)	113.11
<b>Profit attributable to equity holders of the parent for basic / diluted earnings per share (₹ in crore)</b>	<b>(2,429.38)</b>	<b>(3,580.58)</b>
Weighted average number of equity shares for basic EPS	6,027,330,072	6,017,945,475
Effect of dilution	-	-
Weighted average number of equity shares adjusted for the effect of dilution	6,027,330,072	6,017,945,475
Earnings per share for continuing operations - Basic and Diluted (₹)	(4.02)	(6.14)
Earnings per share for discontinued operations - Basic and Diluted (₹)	(0.01)	0.19
Earnings per share for continuing and discontinued operations - Basic and Diluted (₹)	(4.03)	(5.95)

Notes:

1. Considering that the Company has incurred losses during the year ended March 31, 2020 and March 31, 2019, the allotment of conversion option in case of convertible instrument would decrease the loss per share for the respective years and accordingly has been ignored for the purpose of calculation of diluted earnings per share.
2. Weighted average number of equity shares used for computing earning per share (basic and diluted) have been adjusted for treasury shares held by GWT as detailed in note 48(i).

### 36. Discontinued operations

- a) GMR Male International Airport Private Limited ('GMIAL'), a subsidiary of the Company entered into an agreement on June 28, 2010 with Maldives Airports Company Limited ('MACL') and Ministry of Finance and Treasury ('MoFT'), Republic of Maldives, for the Rehabilitation, Expansion, Modernization, Operation and Maintenance of Male International Airport ('MIA') for a period of 25 years ("the Concession Agreement"). On November 27, 2012, MACL and MoFT issued notices to GMIAL stating that the Concession Agreement was void ab initio and that neither MoFT nor MACL had authority under the laws of Maldives to enter into the agreement and MACL took over the possession and control of the MIA and GMIAL vacated the airport effective December 8, 2012. The matter was under arbitration. During the year ended March 31, 2017, the arbitration tribunal delivered its final award in favour of GMIAL.

During the year ended March 31, 2018, Maldives Inland Revenue Authority ('MIRA') has issued tax audit reports and notice of tax assessments demanding business profit tax amounting to USD 1.44 crore, USD 0.29 crore as the additional withholding tax excluding fines and penalties. During the year ended March 31, 2019, MIRA has issued additional demands of USD 0.21 crore and USD 0.13 crore on account of fines on business profit tax and withholding taxes respectively. However, management of the Group is of the view that the notice issued by MIRA is not tenable.

On 23rd May 2019, the Attorney General's office has issued statement on this matter to MIRA stating that in the event of the Maldives parties deducting any sum from this award in respect of taxes, the amount payable under the award shall be increased to enable the GMIAL to receive the sum it would have received if the payment had not been liable to tax.

Further, as per the letter dated 22nd January 2020 received from Ministry of Finance Male', Republic of Maldives (the "Ministry"), the amount of tax assessed by MIRA relating to the final arbitration award is USD 0.59 crore and in the event of any tax payable by GMIAL on the same shall be borne by whom the payment was settled to GMIAL, without giving any workings / break-up for the same. As such the Ministry has confirmed that the GMIAL is not liable to pay for the tax assessed by MIRA on the final arbitration award.

Subsequent to the year end, GMIAL has obtained the statement of dues from MIRA on 1st June 2020 and as per the statements of dues as at 1st June 2020, GMIAL is required to settle business profit tax amounting to USD 0.72 crore and fines on business profit tax amounting to USD 0.58 crore and GMIAL is required to settle withholding tax amounting USD 0.29 crore and fines on withholding tax amounted to USD 0.31 crore (withdrawing the interim tax liability claim of USD 0.72 crore).

## Notes to the consolidated financial statements for the year ended March 31, 2020

Considering the entire tax liability pertaining to the business profit taxes is relating to the Arbitration Award Sum, the management of the Group is of view that GMIAL will be able to successfully defend and object to the notice of tax assessments and accordingly, no additional provision is required to be recognized in these financial statements. Further, in respect of the matters pertaining to the withholding taxes and the fines thereon, Group, believes that since these pertain to the aforementioned matter itself, the tax demand on these items is not valid and based on an independent legal opinion, no adjustments to the books of account are considered necessary.

Accordingly, no adjustments have been made to the accompanying consolidated financial statements of the Group for the year ended March 31, 2020.

- b) During the year ended March 31, 2018, the Group had entered in to a Memorandum of Understanding (MOU) with PT Golden Energy Mines ('PTGEMS') for the sale of entire stake in PT Dwikarya Sejati Utama ('PTDSU') for a consideration of USD 6.56 crore towards purchase of share and mandatory convertible bonds issued by PTDSU, subject to fulfillment of various conditions as specified in the said agreement. The transaction was completed on August 31, 2018 and accordingly the Group has transferred its equity shares and mandatory convertible bonds to PTGEMS for the said consideration. Pursuant to the aforesaid transaction, PTDSU ceased to be subsidiary of the Company. In addition to the shares and mandatorily convertible bonds, the Group had receivable on account of interest free loan amounting to USD 2.98 crore which is repayable in four annual installments starting from January 31, 2019 as per the MOU. The Group is confident of recovery of the same as and when it is due. Pursuant to the aforesaid transfer of equity shares and mandatorily convertible bonds, the Group has recognized profit of ₹ 124.64 crore which has been disclosed as an exceptional item under discontinuing operations in the consolidated financial statements of for the year ended March 31, 2019.
- c) During the year ended March 31, 2018, the Group had entered into an agreement for sale of 4 x 50 MW diesel based power plant for a sale consideration of ₹ 57.00 crore. On account of the aforesaid discontinuance of operations, an amount of ₹ 22.12 crore has been disclosed under 'other income' from discontinued operations in the consolidated financial statements for the year ended March 31, 2019.

**(d) (Loss) / profit from discontinued operations**

(₹ in crore)		
Particulars	March 31, 2020	March 31, 2019
<b>Income</b>		
Revenue from operations:		
Income from mining activities	-	42.78
Other income	-	25.63
<b>Total income</b>	<b>-</b>	<b>68.41</b>
<b>Expenses</b>		
Cost of mining activities	-	42.68
Employee benefit expenses	3.04	10.90
Other expenses	0.64	16.78
Depreciation and amortisation expenses	-	1.17
Finance costs	0.02	3.68
<b>Total expenses</b>	<b>3.70</b>	<b>75.21</b>
<b>Loss before exceptional items and tax from discontinued operations</b>	<b>(3.70)</b>	<b>(6.80)</b>
<b>Exceptional items</b>		
Profit on sale/dilution of subsidiary	-	124.64
<b>(Loss) / profit from discontinued operations before tax expenses</b>	<b>(3.70)</b>	<b>117.84</b>
<b>Tax expenses of discontinued operations</b>		
Current tax	-	7.32
Adjustments to tax relating to earlier periods	-	0.41
Deferred tax credit	-	(0.01)
<b>(Loss) / profit after tax from discontinued operations</b>	<b>(3.70)</b>	<b>110.12</b>

**(e) Assets held for sale**

The Group has following non-current assets/disposal groups recognized as held for sale as at March 31, 2020:

Asset / Disposal Group	Reportable segment
GMIAL	Airport segment
EDWPCPL	Power segment
GLPPL	Airport segment

## Notes to the consolidated financial statements for the year ended March 31, 2020

The Group has following non-current assets/disposal groups recognized as held for sale as at March 31, 2019:

Asset / Disposal Group	Reportable segment
GMIAL	Airport segment
EDWPCPL	Power segment
GKUAEL	Road segment
GOSEHHHPL	Road segment

The details of assets/disposal group classified as held for sale and liabilities associated thereto are as under:

(₹ in crore)

Particulars	As at March 31, 2020	As at March 31, 2019
<b>Group of assets classified as held for sale</b>		
Property, plant and equipment	-	0.05
Investment in GOSEHHHPL	-	25.33
Investment in EDWPCPL	-	0.01
Cash and cash equipments	58.84	0.59
Other assets including claims recoverable	2.89	2.93
<b>Total</b>	<b>61.73</b>	<b>28.91</b>
<b>Liabilities associated with group of assets classified as held for sale</b>		
Trade payables	-	-
Other liabilities	63.54	47.30
Provisions	7.96	7.96
Current tax Liabilities (net)	-	4.82
<b>Total</b>	<b>71.50</b>	<b>60.08</b>
<b>Other Comprehensive Income</b>		
Exchange difference on translation of Foreign Operations	17.25	15.88

## 37. (a) Deferred Tax

Deferred tax (liability) / asset comprises mainly of the following:

For the year ended March 31, 2020

(₹ in crore)

Particulars	Opening deferred tax asset/ (liability)	Deferred tax (expense)/ income recognised in profit and loss	Deferred tax (expense)/ income recognised in other equity	Deferred tax (expense)/ income recognised in other comprehensive income	Closing deferred tax asset/ (liability)
<b>Deferred tax asset :</b>					
Carry forward losses / unabsorbed depreciation	65.94	265.46	-	-	331.40
MAT credit entitlement	502.74	13.19	-	-	515.93
Others	34.88	20.20	-	(2.79)	52.29
<b>Total</b>	<b>603.56</b>	<b>298.85</b>	<b>-</b>	<b>(2.79)</b>	<b>899.62</b>
<b>Offsetting deferred tax liability</b>					
Depreciation	(143.13)	(20.30)	-	-	(163.43)
Others	(117.78)	98.17	-	(61.80)	(81.41)
<b>Total</b>	<b>(260.91)</b>	<b>77.87</b>	<b>-</b>	<b>(61.80)</b>	<b>(244.84)</b>
<b>Net deferred tax asset</b>	<b>342.65</b>	<b>376.72</b>	<b>-</b>	<b>(64.59)</b>	<b>654.78</b>
<b>Deferred tax liability :</b>					
Depreciation	(963.67)	58.47	-	-	(905.20)
Lease Equilisation reserve	-	(144.27)	-	-	(144.27)
Cash flow hedge	(80.33)	-	-	(6.75)	(87.08)
Undistributed profits of equity accounted investments	(35.83)	(69.87)	-	-	(105.70)
Others	(44.73)	(13.33)	-	-	(58.06)
<b>Total</b>	<b>(1,124.56)</b>	<b>(169.00)</b>	<b>-</b>	<b>(6.75)</b>	<b>(1,300.31)</b>

## Notes to the consolidated financial statements for the year ended March 31, 2020

Particulars	Opening deferred tax asset/ (liability)	Deferred tax (expense)/ income recognised in profit and loss	Deferred tax (expense)/ income recognised in other equity	Deferred tax (expense)/ income recognised in other comprehensive income	Closing deferred tax asset/ (liability)
<b>Offsetting deferred tax asset</b>					
Carry forward losses / unabsorbed depreciation	845.22	(55.08)	-	-	790.14
Intangibles (airport concession rights)	62.79	(3.93)	-	-	58.86
Others	138.44	87.83	-	-	226.27
<b>Total</b>	<b>1,046.45</b>	<b>28.82</b>	<b>-</b>	<b>-</b>	<b>1,075.27</b>
<b>Net deferred tax liability</b>	<b>(78.11)</b>	<b>(140.18)</b>	<b>-</b>	<b>(6.75)</b>	<b>(225.04)</b>
<b>Net deferred tax</b>	<b>264.54</b>	<b>236.54</b>	<b>-</b>	<b>(71.34)</b>	<b>429.74</b>

For the year ended March 31, 2019

(₹ in crore)

Particulars	Opening deferred tax asset/ (liability)	Deferred tax (expense)/ income recognised in profit and loss	Deferred tax (expense)/ income recognised in other equity	Deferred tax (expense)/ income recognised in other comprehensive income	Closing deferred tax asset/ (liability)
<b>Deferred tax asset :</b>					
Carry forward losses / unabsorbed depreciation	0.93	65.01	-	-	65.94
MAT credit entitlement	370.63	132.11	-	-	502.74
Others	32.60	2.28	-	-	34.88
<b>Total</b>	<b>404.16</b>	<b>199.40</b>	<b>-</b>	<b>-</b>	<b>603.56</b>
<b>Offsetting deferred tax liability</b>					
Depreciation	(147.14)	4.01	-	-	(143.13)
Others	(118.50)	17.41	-	(16.69)	(117.78)
<b>Total</b>	<b>(265.64)</b>	<b>21.42</b>	<b>-</b>	<b>(16.69)</b>	<b>(260.91)</b>
<b>Net deferred tax asset</b>	<b>138.52</b>	<b>220.82</b>	<b>-</b>	<b>(16.69)</b>	<b>342.65</b>
<b>Deferred tax liability :</b>					
Depreciation	(993.76)	30.09	-	-	(963.67)
Cash flow hedge	(82.64)	-	-	2.31	(80.33)
Undistributed profits of equity accounted investments	(18.97)	(16.86)	-	-	(35.83)
Others	48.81	(72.20)	(21.34)	-	(44.73)
<b>Total</b>	<b>(1,046.56)</b>	<b>(58.97)</b>	<b>(21.34)</b>	<b>2.31</b>	<b>(1,124.56)</b>
<b>Offsetting deferred tax asset</b>					
Carry forward losses / unabsorbed depreciation	662.31	182.91	-	-	845.22
Intangibles (airport concession rights)	66.71	(3.92)	-	-	62.79
Others	167.89	(29.45)	-	-	138.44
<b>Total</b>	<b>896.91</b>	<b>149.54</b>	<b>-</b>	<b>-</b>	<b>1,046.45</b>
<b>Net deferred tax liability</b>	<b>(149.65)</b>	<b>90.57</b>	<b>(21.34)</b>	<b>2.31</b>	<b>(78.11)</b>
<b>Net deferred tax</b>	<b>(11.13)</b>	<b>311.39</b>	<b>(21.34)</b>	<b>(14.38)</b>	<b>264.54</b>

**Notes**

- In case of certain entities, deferred tax asset has not been recognised on unabsorbed losses on the grounds of prudence in view of the management's assessment of future profitability.
- In case of certain entities, as the timing differences are originating and reversing within the tax holiday period under the provisions of section 80-IA of the Income Tax Act, 1961, deferred tax has not been recognised by these companies.
- As at March 31, 2020 aggregate amount of temporary difference associated with undistributed earnings of subsidiaries for which deferred tax liability has not been recognised is ₹ 2,601.18 crore (March 31, 2019 : ₹ 2,804.91 crore). No liability has been recognised in respect of such

## Notes to the consolidated financial statements for the year ended March 31, 2020

difference as the Group is in a position to control the timing of reversal of the temporary difference and it is probable that such difference will not reverse in the foreseeable future.

- iv. The Holding Company has not recognised deferred tax asset on unused tax losses and unabsorbed depreciation of ₹ 3,074.27 crore and other deductible temporary differences of ₹ 913.48 crore. The unused tax losses will be adjustable till assessment year 2028-29.
- v. GHIAL has recognized, MAT credit entitlement of ₹ 457.11 crore (March 31, 2019: ₹ 405.41 crore), as GHIAL based on estimates expects to adjust this amount after expiry of the tax holiday period (i.e. AY 2022-23) u/s 80IA of the Income Tax Act, 1961. Management is confident that in view of the anticipated tariff orders for the control periods which will be effective from financial year 2019-20, GHIAL's normal tax liability will be more than the MAT payable after considering the deduction under section 80IA of the Income Tax Act, 1961. Further, the Company has recognized MAT credit entitlement amounting ₹ 58.72 crore (March 31, 2019 : ₹ 97.23 crore) based on the expected future taxable income basis which it shall be able to adjust the aforementioned MAT credit entitlement.

## 37. (b) Income Tax

The domestic subsidiaries of the Group are subject to income tax in India on the basis of their standalone financial statements. As per the Income Tax Act, 1961, these entities are liable to pay income tax which is the higher of regular income tax payable or the amount payable based on the provisions applicable for MAT.

MAT paid in excess of regular income tax during a year can be carried forward for a period of 15 years and can be offset against future tax liabilities.

Income tax expenses in the consolidated statement of profit and loss consist of the following:

(₹ in crore)

Particulars	March 31, 2020	March 31, 2019
<b>Tax expenses of continuing operations</b>		
(a) Current tax	155.44	223.52
(b) Adjustments of tax relating to earlier periods	(3.82)	0.44
(c) MAT credit entitlement	(51.43)	(132.11)
(d) Deferred tax credit	(185.11)	(179.27)
<b>Tax expenses of discontinued operations</b>		
(a) Current tax	-	7.32
(b) Adjustments of tax relating to earlier periods	-	0.41
(c) Deferred tax credit	-	(0.01)
<b>Total taxes</b>	<b>(84.92)</b>	<b>(79.70)</b>
<b>Other comprehensive income section</b>		
Deferred tax related to items recognized in OCI during the year		
Remeasurement losses on defined benefit plans	(0.96)	(0.35)
Cashflow hedge reserve	72.30	14.73
<b>Income tax charged to OCI</b>	<b>71.34</b>	<b>14.38</b>
<b>Reconciliation of taxes to the amount computed by applying the statutory income tax rate to the income before taxes is summarized below:</b>		
Loss before taxes from continuing operations	(2,283.41)	(3,553.83)
(Loss) / Profit before taxes from discontinued operations	(3.70)	117.84
Share of loss of associates and joint ventures (net)	(288.33)	(87.89)
Loss before taxes and share of loss of associates and joint ventures from continuing and discontinued operations	(1,998.78)	(3,348.10)
Applicable tax rates in India	34.94%	34.94%
<b>Computed tax charge based on applicable tax rates of respective countries</b>	<b>(698.45)</b>	<b>(1,169.96)</b>
<b>Adjustments to taxable profits for companies with taxable profits</b>		
(a) Income exempt from tax	(317.70)	(279.66)
(b) Items not deductible	91.16	104.88
(c) Adjustments on which deferred tax is not created/reversal of earlier years	597.86	885.43
(d) Adjustments to current tax in respect of prior periods	(1.08)	(3.19)
(e) Adjustment for different tax rates between the group components	136.27	334.92
(f) Others	107.02	47.88
<b>Tax expense as reported</b>	<b>(84.92)</b>	<b>(79.70)</b>

## Notes to the consolidated financial statements for the year ended March 31, 2020

**Notes:**

1. Certain entities of the Group have incurred losses during the relevant period, which has resulted in reduction of profit/increase of losses in the consolidated financial statements. However, the tax liability has been discharged by the respective entities on a standalone basis. Further, in view of absence of reasonable certainty, the Group has not recognised deferred tax asset in such companies.
2. The Taxation Laws (Amendment) Ordinance, 2019 was issued by the Ministry of Finance, Government of India on 20 September 2019. Pursuant to the said ordinance, certain entities in the Group are entitled to avail revised tax rates from the financial year commencing 1 April 2019. However, on the basis of a detailed analysis of the provisions of the Ordinance, management has concluded that the entities shall avail revised tax rates after utilization of various tax credits that the respective entities are currently entitled for. Accordingly, these consolidated financial statements for the year ended March 31, 2020 do not include any adjustments on account of changes in the corporate tax rates.

## Notes to the consolidated financial statements for the year ended March 31, 2020

### 38. Significant accounting judgements, estimates and assumptions

The preparation of the Group's consolidated financial statements requires management to make judgements, estimates and assumptions that affect the reported amount of revenues, expenses, assets and liabilities, and the accompanying disclosures, and the disclosure of contingent liabilities. Actual results could differ from those estimates. Estimates and underlying assumptions are reviewed on an ongoing basis. Uncertainty about these assumptions and estimates could result in outcomes that require a material adjustment to the carrying amount of assets or liabilities affected in future periods.

Revisions to accounting estimates are recognized in the period in which the estimate is revised and future periods affected.

Significant judgements and estimates relating to the carrying values of assets and liabilities include impairment of investments, other non-current assets including Goodwill, determination of useful life of assets, estimating provisions, recoverability of deferred tax assets, commitments and contingencies, fair value measurement of financial assets and liabilities, fair value measurement of put options given by the Group, applicability of service concession arrangements, recognition of revenue on long term contracts, treatment of certain investments as joint ventures/associates and estimation of payables to Government / statutory bodies.

#### a) Estimates and assumptions

The key assumptions concerning the future and other key sources of estimation uncertainty at the reporting date, that have a significant risk of causing a material adjustment to the carrying amounts of assets and liabilities within the next financial year, are described below. The Group based its assumptions and estimates on parameters available when the consolidated financial statements were prepared. Existing circumstances and assumptions about future developments, however, may change due to market changes or circumstances arising that are beyond the control of the Group. Such changes are reflected in the assumptions when they occur.

#### i. Fair value measurement of financial instruments

When the fair values of financial assets and financial liabilities recorded in the balance sheet cannot be measured based on quoted prices in active markets, their fair value is measured using valuation techniques including the DCF model. The inputs to these models are taken from observable markets where possible, but where this is not feasible, a degree of judgement is required in establishing fair values. Estimates include considerations of inputs such as liquidity risk, credit risk and volatility. Changes in assumptions about these factors could affect the reported fair value of financial instruments. Refer note 51 and 52 for further disclosures.

#### ii. Revenue recognition from Engineering, procurement and construction (EPC)

Revenue from EPC contracts is recognized over a period of time in accordance with the requirements of Ind AS 115, Revenue from Contracts with Customers. Due to the nature of the contracts, the Group uses the percentage of completion method in accounting for its fixed price contracts. Use of the percentage of completion method requires the Company to estimate the costs incurred till date as a proportion of the total cost to be incurred along with identification of contractual obligations and the Group's rights to receive payments for performance completed till date, changes in scope and consequential revised contract price and recognition of the liability for loss making contracts/onerous obligations. Costs incurred have been used to measure progress towards completion as there is a direct relationship. Provision for estimated losses, if any, on uncompleted contracts are recorded in the period in which such losses become probable based on the expected contract estimates at the reporting date.

#### iii. Defined benefit plans (gratuity benefits)

The cost of the defined benefit gratuity plan and the present value of the gratuity obligation are determined using actuarial valuations. An actuarial valuation involves making various assumptions that may differ from actual developments in the future. These include the determination of the discount rate, future salary increases and mortality rates. Due to the complexities involved in the valuation and its long-term nature, a defined benefit obligation is highly sensitive to changes in these assumptions. All assumptions are reviewed at each reporting date.

The parameter most subject to change is the discount rate. In determining the appropriate discount rate for plans operated in India, the management considers the interest rates of government bonds.

The mortality rate is based on publicly available mortality tables for India. Those mortality tables tend to change only at interval in response to demographic changes. Future salary increases and gratuity increases are based on expected future inflation rates.

Further details about gratuity obligations are given in note 40.

## Notes to the consolidated financial statements for the year ended March 31, 2020

**iv. Impairment of non-current assets including property, plant and equipment, right of use assets, intangible assets, assets under construction/development, investments accounted for using equity method and goodwill**

Determining whether property, plant and equipment, right of use assets, intangible assets, assets under construction/development, investments accounted for using equity method and goodwill are impaired requires an estimation of the value in use of the individual investment or the relevant cash generating units. The value in use calculation is based on Discounted Cash Flow Model ('DCF') model over the estimated useful life of the power plants, concession on roads, airports etc. Further, the cash flow projections are based on estimates and assumptions relating to conclusion of tariff rates, operational performance of the plants and coal mines, life extension plans, availability and market prices of gas, coal and other fuels, restructuring of loans etc. in case of entities in the energy business, estimation of passenger traffic and rates, rates per acre/hectre for lease rentals from CPD, passenger penetration rates, and favorable outcomes of litigations etc. in the airport and expressway business, assumptions relating to realization per acre of land from monetization for SEZ business which are considered as reasonable by the management (refer note 3, 4, 5, 6 and 7).

**v. Recognition of revenue for change in law and other claims**

The recognition of revenue is based on the tariff rates/methodology prescribed under PPA/LOI with customers. Significant management judgement is required to determine the revenue to be recognized in cases where regulatory order in favour of the company is yet to be received or which is further challenged in higher judicial forums. The estimate of such revenue is based on similar existing other favorable orders/ contractual terms of the PPA with the customers.

**vi. Provision for periodic major maintenance**

The entities in the road sector of the Group is engaged in development of highways on build, operate and transfer model on annuity or toll basis. These are SPVs which have entered into concessionaire agreements with National Highways Authority of India ('NHAI') or the respective state governments for carrying out these projects.

The Group is contractually committed to carry out major maintenance whenever the roughness index exceeds the limit as indicated in the respective concession agreement.

The management, estimates provision w.r.t periodic major maintenance by using a model that incorporates a number of assumptions, including the life of the concession agreement, annual traffic growth and the expected cost of the periodic major maintenance which are considered as reasonable by the management. (Refer note 43)

**vii. Valuation of investment property**

Investment property of applying the Group's accounting policies, the management has made the following judgements, which have the most significant effect on the amounts recognized in these consolidated financial statements.

Investment property is stated at cost. However, as per Ind AS 40 'Investment Property', there is a requirement to disclose fair value as at the balance sheet date. The Group engaged independent valuation specialists to determine the fair value of its investment property as at reporting date.

**b) Significant judgements**

In the process of applying the Group's accounting policies, the management has made the following judgements, which have the most significant effect on the amounts recognized in these consolidated financial statements.

**i. Determination of applicability of Appendix C of Service Concession Arrangement ('SCA'), under Ind AS - 115 'Revenue from contracts with customers') in case of airport entities**

DIAL and GHIAL, subsidiaries of the Company, have entered into concession agreements with Airports Authority of India ('AAI') and the Ministry of Civil Aviation ('MoCA') respectively, both being Government / statutory bodies. The concession agreements give DIAL and GHIAL exclusive rights to operate, maintain, develop, modernize and manage the respective airports on a revenue sharing model. Under the agreement, the Government / statutory bodies have granted exclusive right and authority to undertake some of their functions, being the functions of operation, maintenance, development, design, construction, upgradation, modernization, finance and management of the respective airports and to perform services and activities at the airport constituting 'Aeronautical services' (regulated services) and 'Non-aeronautical services' (non-regulated services). Aeronautical services are regulated while there is no control over determination of prices for Non-aeronautical services. Charges for Non-aeronautical services are determined at the sole discretion of DIAL and GHIAL. The management of the Group conducted detailed analysis to determine applicability of SCA. The concession agreements of these entities, have significant non-regulated revenues, which are apparently not ancillary in nature, as these are important from DIAL and GHIAL, the Government / statutory body and users/ passengers perspective. Further, the regulated and non-regulated services are substantially interdependent and cannot be offered in isolation. The airport premises are being used both for providing regulated services (Aeronautical services) and for providing non-regulated services (Non-aeronautical services). Based



## Notes to the consolidated financial statements for the year ended March 31, 2020

on DIAL and GHIAL's proportion of regulated and non-regulated activities, the management has determined that over the concession period, the unregulated business activities drive the economics of the arrangement and contributes substantially to the profits of DIAL and GHIAL and accordingly, the management has concluded that SCA does not apply in its entirety to DIAL and GHIAL.

### ii. Determination of control and accounting thereof

As detailed in the accounting policy, consolidation principles under Ind AS necessitates assessment of control of the subsidiaries independent of the majority shareholding. Accordingly, certain entities like GKEL and DDFS, where though the Group have majority shareholding, they have been accounted as joint ventures on account of certain participative rights granted to other partners / investors under the shareholding agreements (GKEL has been accounted for as joint venture of GEL). Similarly, as detailed in Note 8b 13(i), consequent to investment made by Tenaga in GEL with certain participative rights in the operations of GEL, GEL and its underlying subsidiaries have also been accounted as joint ventures w.e.f November 04, 2016 under Ind AS. Further, as detailed in note 8b 13(iv) and 8b 13(v), GREL and GCEL (till sale of stake) have been accounted as associates on account of the SDR and the conversion of loans into equity share capital by the consortium of lenders.

Under Ind AS, joint ventures are accounted under the equity method as per the Ind AS-28 against the proportionate line by line consolidation under previous GAAP.

Refer note 8a and 8b for further disclosure.

### iii. Classification of leases

The Group enters into leasing arrangements for various premises. The assessment (including measurement) of the lease is based on several factors, including, but not limited to, transfer of ownership of leased asset at end of lease term, lessee's option to extend/terminate etc. After the commencement date, the Group reassesses the lease term if there is a significant event or change in circumstances that is within its control and affects its ability to exercise or not to exercise the option to extend or to terminate.

### iv. Recoverability of advances/receivables

At each balance sheet date, based on historical default rates observed over expected life, the management assesses the expected credit losses on outstanding receivables and advances.

### v. Taxes

Deferred tax assets including MAT Credit Entitlement is recognized to the extent that it is probable that taxable profit will be available against which the same can be utilised. Significant management judgement is required to determine the amount of deferred tax assets that can be recognised, based upon the likely timing and the level of future taxable profits together with future tax planning strategies. Refer note 37 for further disclosures.

### vi. Contingencies

Contingent liabilities may arise from the ordinary course of business in relation to claims against the Group, including legal and contractual claims. By their nature, contingencies will be resolved only when one or more uncertain future events occur or fail to occur. The assessment of the existence, and potential quantum, of contingencies inherently involves the exercise of significant judgement and the use of estimates regarding the outcome of future events.

The Group has ongoing litigations with various regulatory authorities and third parties. Where an outflow of funds is believed to be probable and a reliable estimate of the outcome of the dispute can be made based on management's assessment of specific circumstances of each dispute and relevant external advice, management provides for its best estimate of the liability. Such accruals are by nature complex and can take number of years to resolve and can involve estimation uncertainty. Information about such litigations is provided in notes to the consolidated financial statements.

In respect of financial guarantees provided by the Group to third parties, the Group considers that it is more likely than not that such an amount will not be payable under the guarantees provided. Refer note 41 for further disclosure.

### vii. Other significant judgements

- a) Refer note 45(x) as regards the revenue share payable by DIAL and GHIAL to the grantor.
- b) Refer note 45(ii) and 45(iv) as regards the revenue accounting of GHIAL and DIAL.
- c) Refer 46(i) and 46(ii) as regard the recovery of claims in GACEPL and GHVEPL.

## 39. Interest in material partly-owned subsidiaries

Financial information of subsidiaries that have material non-controlling interests is provided below :

## Notes to the consolidated financial statements for the year ended March 31, 2020

### 1. Details of material partly-owned subsidiaries :

Name of the Entity	Place of Business	Proportion of equity interest held by non-controlling interests (Effective)		Proportion of equity interest held by non-controlling interests (Direct)	
		As at March 31, 2020	As at March 31, 2019	As at March 31, 2020	As at March 31, 2019
DIAL*	India	51.99%	39.75%	36.00%	36.00%
GHIAL*	India	52.74%	40.69%	37.00%	37.00%
GMIAL	Republic of Maldives	23.13%	23.13%	23.13%	23.13%
GAL*	India	24.99%	5.86%	24.99%	5.86%

\*Refer note 45(xi) and 45(xvii) for details.

### 2. Accumulated balances of non-controlling interest :

(₹ in crore)

Particulars	March 31, 2020	March 31, 2019
DIAL	1,034.05	1,038.01
GHIAL	1,182.55	709.80
GMIAL	144.77	164.19
GAL	530.49	132.94
Aggregate amount of individually immaterial non-controlling interest	(217.28)	(349.92)
<b>Total</b>	<b>2,674.58</b>	<b>1,695.02</b>

### 3. Profit / (loss) allocated to non-controlling interest :

(₹ in crore)

Particulars	March 31, 2019	March 31, 2018
DIAL	5.88	(36.18)
GHIAL	316.41	287.45
GMIAL	1.38	4.65
GAL	14.17	(7.29)
Aggregate loss of individually immaterial non-controlling interest	(54.78)	(11.00)
<b>Total</b>	<b>283.06</b>	<b>237.63</b>

### 4. Summarised financial position

The summarised financial position of these subsidiaries are provided below. This information is based on amounts before inter-company eliminations:

(₹ in crore)

Particulars	DIAL		GHIAL		GMIAL		GAL	
	March 31, 2020	March 31, 2019	March 31, 2020	March 31, 2019	December 31, 2019	December 31, 2018	March 31, 2020	March 31, 2019
<b>Non current assets</b>								
Property, plant and equipments	6,079.41	6,484.51	2,268.32	2,009.60	-	-	2.27	4.59
Capital work in progress	2,140.61	245.90	1,208.31	365.10	-	-	0.84	-
Intangible assets (including Right of use asset)	395.45	387.29	82.52	2.81	-	-	2.69	-
Investments	288.07	289.37	669.36	626.24	-	-	5,028.81	4,217.72
Financial assets	1,141.67	331.14	963.88	346.46	-	-	433.25	13.16
Other non current assets (including non current tax assets)	1,527.77	1,014.28	729.07	547.53	-	-	28.82	60.78
Deferred tax assets	-	-	251.30	252.23	-	-	62.59	72.19
<b>Total</b>	<b>11,572.98</b>	<b>8,752.49</b>	<b>6,172.76</b>	<b>4,149.97</b>	<b>-</b>	<b>-</b>	<b>5,559.27</b>	<b>4,368.44</b>

## Notes to the consolidated financial statements for the year ended March 31, 2020

(₹ in crore)

Particulars	DIAL		GHIAL		GMIAL		GAL	
	March 31, 2020	March 31, 2019	March 31, 2020	March 31, 2019	December 31, 2019	December 31, 2018	March 31, 2020	March 31, 2019
<b>Current assets</b>								
Inventories	6.55	7.33	6.36	5.95	-	-	-	-
Financial assets	4,903.73	2,930.40	2,575.34	1,085.24	628.19	671.77	97.68	164.59
Other current assets	424.25	37.64	21.84	22.73	2.88	2.25	14.06	7.80
<b>Total</b>	<b>5,334.53</b>	<b>2,975.37</b>	<b>2,603.54</b>	<b>1,113.92</b>	<b>631.07</b>	<b>674.02</b>	<b>111.74</b>	<b>172.39</b>
<b>Non current liabilities</b>								
Financial liabilities	10,408.20	5,902.16	5,481.00	2,940.46	-	-	3,484.64	1,261.71
Other non current liabilities	1,901.46	1,962.10	52.58	59.65	-	-	42.68	6.67
Deferred tax liabilities	95.87	101.60	-	-	-	-	-	-
<b>Total</b>	<b>12,405.53</b>	<b>7,965.86</b>	<b>5,533.58</b>	<b>3,000.11</b>	<b>-</b>	<b>-</b>	<b>3,527.32</b>	<b>1,268.38</b>
<b>Current liabilities</b>								
Financial liabilities	1,244.93	690.21	826.03	513.82	4.15	-	-	997.68
Provisions	149.57	45.13	18.38	14.57	-	-	20.87	9.19
Other current liabilities (including liabilities for current tax)	365.02	308.62	77.17	69.58	1.03	5.11	-	35.44
<b>Total</b>	<b>1,759.52</b>	<b>1,043.96</b>	<b>921.58</b>	<b>597.97</b>	<b>5.18</b>	<b>5.11</b>	<b>20.87</b>	<b>1,042.31</b>
<b>Total equity (A)</b>	<b>2,742.46</b>	<b>2,718.04</b>	<b>2,321.14</b>	<b>1,665.81</b>	<b>625.89</b>	<b>668.91</b>	<b>2,122.82</b>	<b>2,230.14</b>
Equity share capital attributable to non-controlling shareholders (B)	882.00	882.00	139.86	139.86	49.62	46.15	331.96	77.21
Equity share capital attributable to equity holders of parents (C)	1,568.00	1,568.00	238.14	238.14	164.90	161.66	996.43	1,251.18
<b>Net other equity for distribution (E=A-B-C)</b>	<b>292.46</b>	<b>268.04</b>	<b>1,943.14</b>	<b>1,287.81</b>	<b>411.37</b>	<b>461.10</b>	<b>794.43</b>	<b>901.75</b>
Other equity attributable to:								
Equity holders of parents	140.41	112.03	900.45	717.87	316.22	343.05	595.90	846.02
Non-controlling interests	152.05	156.01	1,042.69	569.94	95.15	118.05	198.53	55.73

## 5. Summarised statement of profit and loss

The summarised financial statement of profit and loss of these subsidiaries are provided below. This information is based on amounts before inter-company eliminations.

(₹ in crore)

Particulars	DIAL		GHIAL		GMIAL		GAL	
	March 31, 2020	March 31, 2019	March 31, 2020	March 31, 2019	December 31, 2019	December 31, 2018	March 31, 2020	March 31, 2019
Revenue from operations	3909.42	3,262.65	1,525.76	1,452.25	-	-	398.51	157.68
Other income	334.20	530.61	114.30	117.16	-	0.44	185.45	0.38
Revenue share paid / payable to concessionaire grantors	1,848.67	1,591.25	64.95	61.53	-	-	-	-
Employee benefits expense	209.38	186.48	117.93	96.82	3.04	6.10	25.10	9.97
Finance cost	678.66	629.59	240.53	198.09	0.02	2.28	423.37	169.18
Depreciation and amortisation	626.25	639.82	170.71	139.01	-	-	1.93	0.49
Other expenses	879.30	972.99	351.81	301.38	0.64	5.40	48.99	164.65
<b>Profit before tax</b>	<b>1.36</b>	<b>(226.87)</b>	<b>694.13</b>	<b>772.58</b>	<b>(3.70)</b>	<b>(13.34)</b>	<b>84.57</b>	<b>(186.23)</b>

## Notes to the consolidated financial statements for the year ended March 31, 2020

Particulars	DIAL		GHIAL		GMIAL		GAL	
	March 31, 2020	March 31, 2019	March 31, 2020	March 31, 2019	December 31, 2019	December 31, 2018	March 31, 2020	March 31, 2019
Tax (Income)/expense	(11.79)	(115.10)	57.32	39.85	-	-	9.66	(61.54)
<b>Profit for the year</b>	<b>13.15</b>	<b>(111.77)</b>	<b>636.81</b>	<b>732.73</b>	<b>(3.70)</b>	<b>(13.34)</b>	<b>74.91</b>	<b>(124.69)</b>
Other comprehensive income	11.27	(10.13)	132.11	16.30	9.65	33.43	(0.18)	0.32
<b>Total comprehensive income</b>	<b>24.42</b>	<b>(121.90)</b>	<b>768.92</b>	<b>749.03</b>	<b>5.95</b>	<b>20.09</b>	<b>74.73</b>	<b>(124.37)</b>
% of NCI	51.99%	39.75%	52.74%	40.69%	23.13%	23.13%	24.99%	5.86%
<b>Attributable to the non-controlling interests<sup>1,2</sup></b>	<b>5.88</b>	<b>(36.18)</b>	<b>316.41</b>	<b>287.45</b>	<b>1.38</b>	<b>4.65</b>	<b>283.06</b>	<b>237.63</b>
Dividend paid to non-controlling interests (including DDT)	-	-	(42.03)	(67.44)	-	-	-	-

<sup>1</sup>Consequent to CCPS Agreement as detailed in note 45(xi), 5.86% of the shareholding of GAL were held by non-controlling interest w.e.f October 5, 2018. This consequently impacted the non-controlling interest in DIAL and GHIAL as well. The profit and loss statement disclosed above for GAL is for the period post change in holding percentage till the period ended March 31, 2019. Profit / (loss) attributable to non-controlling interest includes profits attributable to non-controlling interest of GAL on account of CCPS settlement post change in shareholding percentage till the period ended March 31, 2019.

<sup>2</sup>Consequent to change in non-controlling interest in GAL as detailed in note 45(xvii), the non-controlling interest in GAL increased to 24.99% on date of sale of shares. This consequently impacted the non-controlling interest in DIAL and GHIAL as well. Profit / (loss) attributable to non-controlling interest includes profits attributable to non-controlling interest of GAL on account of sale of shares post change in shareholding percentage till the period ended March 31, 2020.

### 6. Summarised cash flow information :

The summarised cash flow information of these subsidiaries are provided below. This information is based on amounts before inter-company eliminations.

(₹ in crore)

Particulars	DIAL		GHIAL		GMIAL		GAL	
	March 31, 2020	March 31, 2019	March 31, 2020	March 31, 2019	December 31, 2019	December 31, 2018	March 31, 2020	March 31, 2019
Cash flow from operating activities	245.71	1,046.13	759.42	853.08	(3.74)	(27.39)	104.90	214.61
Cash flow from investing activities	(1,269.51)	(636.40)	(2,465.47)	(606.83)	57.37	67.34	(733.41)	(1,916.14)
Cash flow from financing activities	2,846.76	(558.36)	1,573.36	(436.85)	(53.81)	(40.38)	628.28	1,701.49
<b>Net increase/(decrease) in cash &amp; cash equivalents</b>	<b>1,822.96</b>	<b>(148.63)</b>	<b>(132.69)</b>	<b>(190.60)</b>	<b>(0.18)</b>	<b>(0.43)</b>	<b>(0.23)</b>	<b>(0.04)</b>

### 40. Gratuity and other post employment benefits plans

#### a) Defined contribution plan

Contributions to provident and other funds included in capital work-in-progress (note 3), intangible assets under development, investment properties under construction (note 5), discontinued operations (note 36) and employee benefits expenses (note 31) are as under:

(₹ in crore)

Particulars	March 31, 2020	March 31, 2019
Contribution to provident fund	31.50	27.64
Contribution to superannuation fund	15.41	16.03
	<b>46.91</b>	<b>43.67</b>

#### b) Defined benefit plan

##### (A) Provident fund

The Group makes contribution towards provident fund which is administered by the trustees. The rules of the Group's provident fund administered by a trust, require that if the board of the trustees are unable to pay interest at the rate declared by the government under para 60 of the

## Notes to the consolidated financial statements for the year ended March 31, 2020

Employees provident fund scheme, 1972 for the reason that the return on investment is less for any other reason, then the deficiency shall be made good by the Group making interest shortfall a defined benefit plan. Accordingly, the Group has obtained actuarial valuation and based on the below provided assumption there is no deficiency at the balance sheet date. Hence the liability is restricted towards monthly contributions only. Contributions to provident funds by DIAL and GAL included in capital work-in-progress (note 3), discontinued operations (note 36) and employee benefits expenses (note 31) are as under:

Particulars	(₹ in crore)	
	March 31, 2020	March 31, 2019
Contribution to provident fund	12.44	11.09
	<b>12.44</b>	<b>11.09</b>

As per the requirements of Ind AS 19, benefits involving employer established provident funds, which require interest shortfalls to be re-compensated, are to be considered as defined benefit plans.

The details of the fund and plan asset position are as follows: (₹ in crore)

Particulars	(₹ in crore)	
	March 31, 2020	March 31, 2019
Plan assets at the year end, at fair value	179.23	148.09
Present value of benefit obligation at year end	169.24	148.09
Net liability recognized in the balance sheet	-	-

Assumptions used in determining the present value obligation of the interest rate guarantee under the Deterministic Approach:

Particulars	(₹ in crore)	
	March 31, 2020	March 31, 2019
Discount Rate	6.80%	7.55%
Fund Rate	8.50%	9.30%
EPFO Rate	8.50%	8.65% for first year and 8.60% thereafter
Withdrawal Rate	5.00%	5.00%
Mortality	Indian Assured Lives "Mortality (2006-08) (modified)Ult **	Indian Assured Lives "Mortality (2006-08) (modified)Ult **

\*As published by Insurance Regulatory and Development Authority ('IRDA') and adopted as Standard Mortality Table as recommended by Institute of Actuaries of India effective April 1, 2013

**(B) Gratuity Plan**

The Group has a defined benefit gratuity plan. Every employee who has completed five years or more of service gets a gratuity on departure at 15 days salary (based on last drawn basic) for each completed year of service.

The fund provides a capital guarantee of the balance accumulated and declares interest periodically that is credited to the fund account. Although we know that the fund manager invests the funds as per products approved by Insurance Regulatory and Development Authority of India and investment guidelines as stipulated under section 101 of Income Tax Act, the exact asset mix is unknown and not publicly available. The Trust assets managed by the fund manager are highly liquid in nature and we do not expect any significant liquidity risks. The Trustees are responsible for the investment of the assets of the Trust as well as the day to day administration of the scheme. The following tables summarise the components of net benefit expense recognised in the statement of profit or loss / OCI and amounts recognised in the balance sheet for defined benefit plans/ obligations.

The following tables summarise the components of net benefit expense recognised in the statement of profit or loss / OCI and amounts recognised in the balance sheet for defined benefit plans/ obligations.

**Statement of profit and loss**

Gratuity expense included in capital work-in-progress (note 3), intangible assets under development, investment property under construction (note 5), discontinued operations (note 36) and employee benefits expenses (note 31) are as under:

Particulars	(₹ in crore)	
	March 31, 2020	March 31, 2019
<b>(i) Net employee benefit expenses:</b>		
Current service cost	9.71	8.69
Past service cost- Plan amendments	(0.71)	-
Net interest cost on defined benefit obligation	1.05	0.92
<b>Net benefit expenses</b>	<b>10.05</b>	<b>9.61</b>

**(ii) Remeasurement loss recognised in other comprehensive income:** (₹ in crore)

## Notes to the consolidated financial statements for the year ended March 31, 2020

Particulars	March 31, 2020	March 31, 2019
Actuarial loss due to defined benefit obligations ('DBO') and assumptions changes	5.80	2.20
Return on plan assets less than discount rate	0.73	0.50
<b>Actuarial losses due recognised in OCI</b>	<b>6.53</b>	<b>2.70</b>

Balance Sheet		
(₹ in crore)		
Particulars	March 31, 2020	March 31, 2019
Present value of defined benefit obligation	(84.31)	(70.63)
Fair value of plan assets	55.90	51.70
<b>Plan liability</b>	<b>(28.41)</b>	<b>(18.93)</b>

Changes in the present value of the defined benefit obligation are as follows:		
(₹ in crore)		
Particulars	March 31, 2020	March 31, 2019
Opening defined benefit obligation	70.63	60.89
Transferred to / transfer from the Group	0.80	0.42
Interest cost	4.99	4.28
Current service cost	9.71	8.69
Past service cost- plan amendments	(0.71)	-
Benefits paid	(6.91)	(5.72)
Actuarial losses on obligation - assumptions	5.80	2.20
Effects of business combinations and disposals	-	(0.13)
<b>Closing defined benefit obligation</b>	<b>84.31</b>	<b>70.63</b>

Changes in the fair value of plan assets are as follows:		
(₹ in crore)		
Particulars	March 31, 2020	March 31, 2019
Opening fair value of plan assets	51.70	40.36
Transferred to / transfer from the Group	0.13	0.43
Interest income on plan assets	3.94	3.36
Contributions by employer	7.12	13.75
Benefits paid	(6.83)	(5.72)
Return on plan assets lesser than discount rate	(0.73)	(0.50)
Adjustment on transfer from subsidiary	0.57	-
Effects of business combinations and disposals	-	0.02
<b>Closing fair value of plan assets</b>	<b>55.90</b>	<b>51.70</b>

The Group expects to contribute ₹ 7.11 crore (March 31, 2019 : ₹ 14.23 crore) towards gratuity fund in next year.

The major category of plan assets as a percentage of the fair value of total plan assets is as follows:

Particulars	March 31, 2020	March 31, 2019
Investments with insurer managed funds	100.00%	100.00%

Expected benefit payments for the year ending:		(₹ in crore)
Particulars		Amount
March 31, 2021		10.39
March 31, 2022		10.75
March 31, 2023		10.57
March 31, 2024		12.13
March 31, 2025 to March 31, 2029		63.73

### The principal assumptions used in determining gratuity obligations:

Particulars	March 31, 2020	March 31, 2019	March 31, 2020	March 31, 2019
	For Raxa		Other entities of the Group	
Discount rate (in %)	5.70%	6.60%	6.80%	7.60%
Salary escalation (in %)	2.00%	2.00%	6.00%	6.00%
Attrition rate (in %)	25.00%	40.00%	5.00%	5.00%
Mortality rate	Indian Assured Lives "Mortality (2006-08) (modified)Ult "	Indian Assured Lives "Mortality (2006-08) (modified) Ult "	Indian Assured Lives "Mortality (2006-08) (modified) Ult "	Indian Assured Lives "Mortality (2006-08) (modified) Ult "

## Notes to the consolidated financial statements for the year ended March 31, 2020

**Notes :**

1. The estimates of future increase in compensation levels, considered in the actuarial valuation, have been taken on account of inflation, seniority, promotion and other relevant factors such as supply and demand in the employment market.

**2. Plan characteristics and associated risks:**

The Gratuity scheme is a final salary defined benefit plan that provides for a lump sum payment made on exit either by way of retirement, death, disability or voluntary withdrawal. The benefits are defined on the basis of final salary and the period of service and paid as lump sum at exit. The plan design means the risks commonly affecting the liabilities and the financial results are expected to be:

- Interest rate risk : The defined benefit obligation calculated uses a discount rate based on government bonds. If bond yields fall, the defined benefit obligation will tend to increase
- Salary Inflation risk : Higher than expected increases in salary will increase the defined benefit obligation
- Demographic risk : This is the risk of variability of results due to unsystematic nature of decrements that include mortality, withdrawal, disability and retirement. The effect of these decrements on the defined benefit obligation is not straight forward and depends upon the combination of salary increase, discount rate and vesting criteria. It is important not to overstate withdrawals because in the financial analysis the retirement benefit of a short career employee typically costs less per year as compared to a long service employee.

A quantitative sensitivity analysis for significant assumption is as shown below

Assumptions	Discount Rate		Future Salary Increases		Attrition Rate	
	March 31, 2020	March 31, 2019	March 31, 2020	March 31, 2019	March 31, 2020	March 31, 2019
Sensitivity Level (%)	1.00%	1.00%	1.00%	1.00%	1.00%	1.00%
Impact on defined benefit obligation due to increase	(5.32)	(4.16)	5.26	4.25	0.26	0.42
Impact on defined benefit obligation due to decrease	6.10	4.76	(4.83)	(3.91)	(0.32)	(0.48)

The above sensitivity analysis is based on a change in an assumption while holding all other assumptions constant. In practice, this is unlikely to occur and changes in some of the assumptions may be correlated. When calculating the sensitivity of the defined benefit obligation to significant actuarial assumptions the same method (present value of the defined benefit obligation calculated with the projected unit credit method at the end of the reporting period) has been applied as when calculating the defined benefit liability recognised in the balance sheet.

**(C) Other defined post employment benefit**

Certain entities in the group located outside India have defined unfunded post employment benefits, for its employees.

The following tables summarises the components of net benefit expenses recognised in the statement of profit and loss and amounts recognised in the balance sheet for these defined post-employment benefits.

**Statement of profit and loss**

Gratuity expense included in discontinued operations (note 36) and employee benefits expenses (note 31) are as under:

**(i) Net employee benefit expense:**

(₹ in crore)

Particulars	March 31, 2020	March 31, 2019
Current service cost	-	0.24
Interest cost on benefit obligation	-	0.06
<b>Net benefit expenses</b>	<b>-</b>	<b>0.30</b>

**(ii) Amount recognised in Other Comprehensive Income:**

(₹ in crore)

Particulars	March 31, 2020	March 31, 2019
Actuarial loss / (gain) due to DBO assumptions changes	-	0.18
<b>Actuarial (gains) / losses due recognised in OCI</b>	<b>-</b>	<b>0.18</b>

**Balance Sheet**

(₹ in crore)

Particulars	March 31, 2020	March 31, 2019
Present value of defined benefit obligation	-	-
Fair value of plan assets	-	-
Plan asset / (liability)	-	-

**Changes in the present value of the defined benefit obligation are as follows:**

(₹ in crore)

Particulars	March 31, 2020	March 31, 2019
Opening defined benefit obligation	-	1.48
Interest cost	-	0.06
Current service cost	-	0.24
Benefits paid	-	(0.01)
Actuarial (gains) / losses on obligation	-	0.18
Forex gain	-	(0.07)

## Notes to the consolidated financial statements for the year ended March 31, 2020

Effects of business combinations and disposals	-	(1.88)
<b>Closing defined benefit obligation</b>	<b>-</b>	<b>-</b>

### 41. Commitments and contingencies

#### a) Capital commitments

(₹ in crore)

Particulars	March 31, 2020	March 31, 2019
Estimated value of contracts remaining to be executed on capital account, not provided for (net of advances)	10,121.42	13,439.03

#### b) Other commitments

- i. Entities in roads sectors have entered into various Concession agreements with concessionaires for periods ranging from 17.5 years to 25 years from achievement of date of COD / appointed date as defined in the respective Concession agreements, whereby these entities have committed to comply with certain key terms and conditions pertaining to construction of roads / highways in accordance with the timelines and milestones as defined in the respective Concession agreements, COD as per the respective Concession agreements, construction, management, payment of fees (including revenue share), operation and maintenance of roads / highways in accordance with the respective Concession agreements, performance of the obligations under the respective financing agreements, non-transfer or change in ownership without the prior approval of the concessionaire and transfer of the roads / highways projects on termination of relevant agreements or in case of defaults as defined in the respective Concession agreements and utilisation of grants received as per the requirements of the respective concession agreements.
- ii. a) Entities in airports sector have entered into various agreements with Concessionaires for periods ranging from 25 years to 35 years extendable by another 20 to 30 years in certain cases on satisfaction of certain terms and conditions of respective Concession agreements from dates as defined in the respective agreements for development, rehabilitation, expansion, modernisation, operation and maintenance of various airports in and outside India. Pursuant to these agreements, these entities have committed to comply with various terms of the respective agreements which pertains to payment of fees (including revenue share), development / expansion of Airports in accordance with the timelines and milestones as defined in the respective agreements, achievement of COD as per the respective agreements, development, management, operation and maintenance of airports in accordance with the respective agreements, performance of various obligations under the respective financing agreements, non-transfer or change in ownership without the prior approval of respective airport concessionaires, compliance with the applicable laws and permits as defined in the respective agreements, transfer of airports on termination of agreements or in case of defaults as defined in the respective agreements.
- b) As per the terms of agreements with respective authorities, DIAL, GHIAL and GIAL are required to pay 45.99%, 4% and 36.99% of the revenue for an initial term of 30, 30 and 35 years which is further extendable by 30, 30 and 20 years respectively.
- iii. The Group through KGPL has entered into Concession agreement with Government of Andhra Pradesh for a period of 30 years extendable by another 10 years from achievement of date of COD / appointed date as defined in the Concession agreement, whereby KGPL has committed to comply with certain key terms and conditions pertaining to development of commercial port in accordance with the timelines and milestones as defined in the Concession agreement, COD as per the Concession agreement, construction, management, payment of fees (including revenue share), operation and maintenance of port in accordance with the Concession agreement, performance of the obligations under the financing agreements, non-transfer or change in ownership without the prior approval of the concessionaire and transfer of the port project on termination of relevant agreement or in case of defaults as defined in the Concession agreement.
- iv. One of the entities in airports sector is committed to pay every year a specified percent of previous year's gross revenue as operator fee to the airport operator for the period specified in the Airport operator agreement.
- v. The Group has entered into agreements with the lenders wherein the promoters of the Company and the Company have committed to hold at all times at least 51% of the equity share capital of the Company / subsidiaries and not to sell, transfer, assign, dispose, pledge or create any security interest except pledge of shares to the respective lenders as covered in the respective agreements with the lenders.
- vi. The Group has provided commitment to fund the cost overruns over and above the estimated project cost or cash deficiency, if any, to the lenders of its project stage subsidiaries, to the extent as defined in the agreements executed with the respective lenders.
- vii. In respect of its equity investment in East Delhi Waste Processing Company Private Limited, DIAL along with SELCO International Limited has to maintain minimum 51% shareholding for a period of 2 years from the commissioning of the project and thereafter minimum 26% shareholding for next 10 years. The project has been commissioned with effect from April 01, 2017.



## Notes to the consolidated financial statements for the year ended March 31, 2020

- viii. In terms of Section 115JB of Income Tax Act, 1961, certain Ind AS adjustments at the Ind AS transition date are to be included in book profits equally over a period of five years starting from the year of first time adoption of Ind AS i.e. FY 2016-17. Pursuant to above, the Group had made Ind AS adjustments as on March 31, 2016 and included 1/5th of the same while computing book profit for FY 2016-17, FY 2017-18, FY 2018-19 and FY 2019-20 and paid MAT accordingly. The remaining amount will be adjusted in the one subsequent year while computing book profit for MAT.
- ix. DIAL had entered into "Call spread Option" with various banks for hedging the repayment of 6.125% Senior secured notes (2026) of USD 522.60 million, which is repayable in October 2026. Under this option, DIAL had purchased a call option for USD 522.60 million at a strike price of ₹ 66.85/USD and written a call option for USD 522.60 million at a strike price of ₹ 101.86/USD at October 31, 2026. As per terms of the agreements, DIAL is required to pay premium of ₹ 1,241.30 crore (starting from January 2017 to October 2026), which is payable on quarterly basis. DIAL has paid ₹ 392.27 crore (March 31, 2019: ₹ 266.49 crore) towards premium till March 31, 2020 and remaining balance of ₹ 849.03 crore is payable as at March 31, 2020 (March 31, 2019: ₹974.81 crore).
- x. DIAL had entered into "Call spread Option" with various banks for hedging the repayment of part of 6.125% Senior secured notes (2022) of USD 80 million (out of USD 288.75 million), which is repayable in February 2022. Under this option, DIAL had purchased a call option for USD 80.00 million at a strike price of ₹ 68.00/USD and written a call option for USD 80 million at a strike price of ₹85.00/USD at February, 2022. As per terms of the agreements, DIAL is required to pay premium of ₹ 94.33 crore (starting from April 2017 to January 2022), payable on quarterly basis. DIAL has paid ₹ 56.32 crore towards premium till March 31, 2020 (March 31, 2019: 37.39 crore) and remaining balance of ₹ 38.01 crore is payable as at March 31, 2020 (March 31, 2019: ₹ 56.94 crore).
- During the year ended March 31, 2018, DIAL had purchased a call option for remaining USD 208.75 million at a strike price of ₹ 63.80/USD and written a call option for USD 208.75 million at a strike price of ₹85.00/USD at February, 2022. As per terms of the agreements, DIAL is required to pay premium of ₹ 198.34 crore (starting from January 2018 to January 2022), payable on quarterly basis. DIAL has paid ₹ 99.25 crore towards premium till March 31, 2020 (March 31, 2019: 49.76 crore) and remaining balance of ₹ 99.09 crore is payable as at March 31, 2020 (March 31, 2019: ₹ 148.59 crore).
- xi. During the year ended March 31, 2020, DIAL purchased a call option for USD 350 million at a strike price of ₹ 69.25/USD and written a call option for USD 350 million at a strike price of ₹102.25/USD at May 30, 2029. As per terms of the agreements, DIAL is required to pay premium of ₹ 742.79 crore (starting from June 2019 to May 2029), payable on quarterly basis. DIAL has paid ₹ 47.58 crore towards premium till March 31, 2020 and remaining balance of ₹ 695.21 crore is payable as at March 31, 2020.
- xii. During the year ended March 31, 2020, DIAL purchased a call option for USD 150 million at a strike price of ₹ 71.75/USD and written a call option for USD 150 million at a strike price of ₹102.25/USD at May 30, 2029. As per terms of the agreements, DIAL is required to pay premium of ₹ 307.17 crore (starting from March 2020 to May 2029), payable on quarterly basis.
- During the current year, DIAL has also entered into "Coupon only hedge" and "Call Spread option" with bank for hedging the payment of interest liability on 6.45% Senior secured notes (2029) for USD 150 million and 6.125% Senior secured notes (2022) for USD 288.75 million borrowings respectively.
- xiii. GAL has entered into the concession agreement with State of Greece and TERNA for the purpose of design, construction, financing, operation, maintenance and exploitation of International Airport of Heraklion, Crete, Concession SA. Per the agreement, GAL is required to invest EURO 70.2 million. (Rs 553.15 crore). GAL has infused equity of Euro 28.08 million. (₹ 221.26 crore) till March 31, 2020.
- xiv. Refer Note 42 for commitments relating to lease arrangements.
- xv. Refer Note 45(xi) for commitments arising out of convertible preference shares.
- xvi. Refer Note 8a and 8b with regards to other commitments of joint ventures and associates.
- xvii. Refer Note 48(ii) for commitments relating to rehabilitation and resettlement.

c) **Contingent liabilities**

(₹ in crore)

Particulars	March 31, 2020	March 31, 2019
Corporate guarantees	3,636.70	7,119.65
Bank guarantees outstanding / Letter of credit outstanding	1,079.34	1,593.84
Bonds issued to custom authorities	112.00	112.00
Letter of comfort provided on behalf of joint ventures	1,533.58	1,301.62
Claims against the Group not acknowledged as debts	242.61	228.02
Matters relating to income tax under dispute	489.75	510.00
Matters relating to indirect taxes duty under dispute	325.82	168.85

## Notes to the consolidated financial statements for the year ended March 31, 2020

### Others Contingent liabilities:

- The above amounts do not include interest and penalty amounts which may be payable till the date of settlements, if any.
- A search under section 132 of the IT Act was carried out at the premises of the Company and certain entities of the Group by the income tax authorities on October 11, 2012, followed by search closure visits on various dates during the year ended March 31, 2013 to check the compliance with the provisions of the IT Act. The income tax department has subsequently sought certain information / clarifications. Block assessments have been completed for some of the companies of the Group and they have received orders/demand from the Income Tax Authorities for earlier years. The management of the Group has filed the appeals with the income tax department against the disallowances made in the assessment orders and believes that these demands are not tenable as it has complied with all the applicable provisions of the IT Act with respect to its operations.
- Refer note 45(iii) with regard to contingent liability arising out of utilization of PSF(SC) Fund.
- In respect of ongoing land acquisition process of KSL, there are claims of different types pending before various judicial forums such as, disputes between claimants, or writ petitions filed against property acquisitions, of land etc. As these cases are subject to judicial verdicts which are pending settlement and accordingly, no adjustments have been made to these consolidated financial statements of the Group for the year ended March 31, 2020.
- There are numerous interpretative issues till now relating to the Supreme Court (SC) judgement on PF dated February 28, 2019. The Group, its joint ventures and associates have paid the liability on a prospective basis from the date of SC order. The Group, its joint ventures and associates have not made any provision related to period before the order due to lack of clarity on the subject.
- MSEDCL has raised a legal dispute on GETL at the Central Electricity Regulatory Commission seeking revocation of its trading license on account of failure to supply power. The Group is confident that litigation filed at the CERC by MSEDCL will not hold good as the same is not in accordance with the terms of the LOI and there is no financial implication expected out of this matter.
- Refer note 36(a) with regard to contingent liability of the Group in case of tax demands in GMIAL.
- Refer note 45(xi) for details of contingent liabilities on CCPS A issued by GAL.
- Refer note 8(a) and 8(b) with regards to contingent liabilities of the Group on behalf of joint ventures and associates.
- Refer note 45(xiv) with regards to contingent liabilities on Duty Credit Scrips in DIAL
- Refer note 45(xiii) with regards to contingent liabilities as regards dispute with Silver Resort Hotel India Private Limited in DIAL.
- Refer note 45(x) with regards to contingent liabilities as regards revenue sharing on notional Ind AS adjustments.

## 42. Leases

### Finance Lease

#### Finance lease receivables – Group as lessor

Particulars	Minimum Lease Payments	
	March 31, 2020	March 31, 2019
Receivable not later than 1 year	0.50	0.50
Receivable later than 1 year and not later than 5 years	0.13	0.63
Receivable later than 5 years	-	-
Gross investment Lease - (i)+(ii)+(iii)=(iv)	0.63	1.13
Less: Unearned Finance income (v)	(0.06)	(0.18)
Present Value of Minimum Lease receivables [(iv)-(v)]	0.57	0.95

#### Operating leases - Group as lessor

The Group has sub-leased certain assets to various parties under operating leases having a term of 1 year to 50 years. The leases have varying terms, escalation clauses and renewal rights. On renewal, the terms of leases are renegotiable.

The lease rentals received during the year (included in Note 24 and Note 27) and the future minimum rentals receivable under non-cancellable operating leases are as follows:

## Notes to the consolidated financial statements for the year ended March 31, 2020

(₹ in crore)

Particulars	March 31, 2020	March 31, 2019
Receivables on non- cancelable leases		
Not later than one year	49.55	48.64
Later than one year but not later than five year	184.80	163.39
Later than five year	450.28	506.43

**Operating Lease****Operating lease commitments – Group as lessee**

The Group has entered into certain cancellable operating lease agreements mainly for office premises and hiring equipment's and certain non-cancellable operating lease agreements towards land space and office premises and hiring office equipment's and IT equipment's. The lease rentals paid during the year (included in Note 32) and the maximum obligation on the long term non - cancellable operating lease payable are as follows:

Particulars	Amount
As at April 01, 2019	120.90
Additions	0.58
Disposals	(2.03)
Interest for the year	10.51
Repayment made during the year	(14.59)
<b>As at March 31, 2020</b>	<b>115.37</b>

**Disclosed as:**

Non - current	105.24
Current	10.13

The following is a reconciliation of total operating lease commitments at March 31, 2019 (as disclosed in the financial statements for the year ended March 31, 2019) to the lease liabilities recognised at April 1, 2019:

Particulars	Amount
Total operating lease commitments as at March 31, 2019	807.00
Other adjustment relating to lease commitment disclosure	5.79
<b>Operating lease liabilities before discounting</b>	<b>812.79</b>
Discounting impact	691.73
<b>Discounted operating lease commitments at April 1, 2019</b>	<b>121.06</b>
Less: Commitments relating to short-term leases	(0.16)
Add: Commitments relating to leases previously classified as finance leases	-
<b>Total lease liabilities recognised under Ind AS 116 as at April 1, 2019</b>	<b>120.90</b>

**Following amount has been recognised in consolidated statement of profit and loss**

(₹ in crore)

Particulars	Amount
Amortisation on right to use asset	15.71
Interest on lease liability	10.51
Expenses related to short term lease (included under other expenses)	49.24
Expenses related to low value lease (included under other expenses)	1.15
<b>Total amount recognised in statement of profit and loss account</b>	<b>76.61</b>

## Other Notes

- i. For right of use assets refer note 4.
- ii. For maturity profile of lease liability refer note 52.

## Notes to the consolidated financial statements for the year ended March 31, 2020

### 43. Provisions

(₹ in crore)

Particulars	Provisions for operations and maintenance	Provision for rehabilitation and settlement	Provisions against standard assets	Provision for asset retirement obligations / decommissioning liability	Provision for power banking arrangement	Other provisions	Total
<b>As at April 01, 2018</b>	<b>355.48</b>	-	<b>0.95</b>	<b>7.70</b>	<b>64.67</b>	-	<b>428.80</b>
Provision made during the year	107.21	42.86	6.63	-	44.16	-	200.86
Amount used during the year	(49.79)	-	-	-	(64.38)	-	(114.17)
Amount reversed during the year	(53.24)	-	-	(7.70)	-	-	(60.94)
<b>As at March 31, 2019</b>	<b>359.66</b>	<b>42.86</b>	<b>7.58</b>	-	<b>44.45</b>	-	<b>454.55</b>
Provision made during the year	70.56	-	3.11	-	136.34	120.62	330.63
Notional interest on account of unwinding of financial liabilities	13.20	-	-	-	-	-	13.20
Amount used during the year	(130.35)	(0.13)	-	-	(44.60)	-	(175.08)
Amount reversed during the year	(4.33)	-	(0.29)	-	-	-	(4.62)
<b>As at March 31, 2020</b>	<b>308.74</b>	<b>42.73</b>	<b>10.40</b>	-	<b>136.19</b>	<b>120.62</b>	<b>618.68</b>
<b>Balances as at March 31, 2019</b>							
Current	256.31	42.86	0.14	-	44.45	-	343.76
Non-current	103.35	-	7.44	-	-	-	110.79
<b>Balances as at March 31, 2020</b>							
Current	230.63	42.73	0.47	-	136.19	120.62	530.64
Non-current	78.11	-	9.93	-	-	-	88.04

#### Notes:

##### Provisions for operations and maintenance

During the current year, based on report by independent agency on road roughness index, the management has revised its assumption about the timing and quantum of the estimated overlay expenditure which has resulted in the reversal of excess provision of ₹ 4.34 crores (March 31, 2019: ₹ 53.24 crores). Also refer note 38a(vi).

##### Provision for rehabilitation and settlement

The provisions for rehabilitation and resettlement liabilities represent the management's best estimate of the costs which will be incurred in the future to meet the Group's obligations towards rehabilitation and resettlement for the purpose of acquisition of land for development of Special Economic Zone.

##### Contingent provisions against standard assets

As per regulation 10 of the prudential norms issued by Reserve bank of India ("RBI"), every Non-Banking Financial Institution i.e. Systematically Important Core Investment Company (CIC-ND-SI) is required to make provision @ 0.40% (March 31, 2019: 0.40%) on all standard assets and as per regulation 9 at other defined percentages for all "sub-standard assets, doubtful assets and loss assets".

In order to comply with the prudential norms, GAL and DSPL, based on the legal opinion, has identified only interest-bearing assets to be considered for provisioning. Accordingly, GAL and DSPL have created provision on standard assets @ 0.40% (March 31, 2019: 0.40%) on inter corporate deposits only.

In addition to above, GAL has also created provision @ 10% on the loan to related party, trade receivables and other receivables, as per the requirement of master directions-core investments Companies (Reserve Bank) Directions.

##### Provision for asset retirement obligations / decommissioning liability

Decommissioning Liability are recognised for those lease arrangements where the Group has an obligation at the end of the lease period to restore the leased premises in a condition similar to inception of lease. Decommissioning costs are provided at the present value of expected costs to settle the obligation using estimated cash flows and are recognised as part of the cost of the particular asset. The cash flows are discounted at a current pre tax rate that reflects the risks specific to the decommissioning liability. The unwinding of the discount is expensed as incurred

## Notes to the consolidated financial statements for the year ended March 31, 2020

and recognised in the statement of profit and loss as a finance cost. The estimated future costs of decommissioning are reviewed annually and adjusted as appropriate. Changes in the estimated future costs or in the discount rate applied are added to or deducted from the cost of the asset. Pursuant to the sale of power plant asset, built on such lease, the provision for asset retirement obligation is no longer required and has been reversed to statement of profit and loss.

### Provision for power banking arrangement

GETL has entered into banking transactions for supply of power. As per the terms of the contract, GETL obtains power for sale to third party from the power generator ("supplier") which is required to be returned by GETL to the supplier at a future date. GETL recognised revenue towards the said power sold to the third party at the time of supply of power by the supplier. GETL being a trader is required to enter into contract with another power generator for supplying the power to be returned at a future date to the original supplier. GETL has estimated a provision towards purchase of power to be made at a future date to close the open positions in banking arrangements based on the rates available with it in the Letter of Intent for supply of power at a future date.

#### 44. Trade receivables

- i. The Group has a receivable (including unbilled revenue) of ₹ 226.85 crore as at March 31, 2020 (March 31, 2019: ₹ 348.41 crore) from Air India Limited and its subsidiaries namely Indian Airlines Limited, Airline Allied Services Limited and Air India Charters Limited collectively referred as 'Air India'. In view of continuing 'Airport Enhancement and Financing Service Agreement' with the International Air Transport Association for recovery of dues from Air India and Air India being a government enterprise/undertaking, the Group considers its dues from Air India as good and fully recoverable. During the year ended March 31, 2020, the Group has recognized receivable of ₹ 28.90 crore (March 31, 2019: ₹ 165.85 crore) (including GST) and received ₹ 8.41 crore (year ended March 31, 2019: Nil) (including GST) towards interest agreed to be paid by Air India Limited. In view of payment and continuous reduction in the overdue quarter on quarter backed by continuing "Airport Enhancement and Financing Service Agreement" with International Air Transport Association ('IATA') for recovery of dues from Air India and considering the fact that Air India being a government enterprise/ undertaking, the Group considers its due from Air India as good and fully recoverable. As agreed in 13th OMDA Implementation Oversight Committee (OIOC) meeting, the Group has not paid revenue share on ₹ 27.97 crore (March 31, 2019: ₹ 135.76 crore) recognised as interest income on delayed payment by Air India.
- ii. As at March 31, 2020, GGAL (earlier GPCL now merged with GGAL) has receivables from TAGENDCO aggregating to ₹ 114.12 crore (March 31, 2019: ₹ 114.12 crore). Based on an internal assessment and various discussions that the Group had with TAGENDCO, the management of the Group is confident of recovery of such receivables and accordingly, no adjustment has been made in these consolidated financial statements of the Group.

#### 45. Matters related to certain airport sector entities:

##### i. DF Order

AERA DF Order No. 28/2011-12, 30/ 2012-13 and AERA tariff order No. 03/2012-13 on determination of Aeronautical Tariff was issued on November 14, 2011, December 28, 2012 and April 24, 2012 respectively.

- a) DIAL had accrued Development Fee (DF) amounting to ₹ 350.00 crore during the year 2012-2013 earmarked for construction of Air Traffic Control (ATC) tower. During the financial year 2018-19, ATC construction work has been completed and DF amounting to ₹ 350.00 crore has been adjusted against the expenditure on construction of ATC tower.

The total expenditure incurred on construction of ATC tower is ₹ 398.69 crore which exceeds the earmarked DF of ₹ 350.00 crore, as the construction got delayed due to security reasons and additional requirements from time to time.

As per the approval in DIAL Board Meeting held on May 11, 2017, DIAL has written a letter to AAI for reimbursement of additional expense. However, AAI vide its letter dated November 29, 2018 has mentioned that there was no approval of additional cost incurred by DIAL on ATC and therefore the additional cost would not be met out of DF. Accordingly, during the year ended March 31, 2019, DIAL has capitalized the ATC tower at net cost of ₹ 48.69 crore after adjusting DF of ₹ 350.00 crores.

- b) AERA has passed an order vide Order No 30/2012-13 dated December 28, 2012 in respect of levy of Development fee at Delhi Airport. As per the said order, the rate of Airport Development Fee (ADF) has been reduced from ₹ 200 to ₹ 100 and from ₹ 1,300 to ₹ 600 per embarking domestic and international passenger respectively. Further, as per the said order, such revised rates have come into force with effect from January 1, 2013 and estimated DF collection period has been extended up to April 2016. Further, AERA issued Order No. 47/2015-16 dated January 25, 2016, restricting cut-off date for collection of ADF upto April 30, 2016. As per the order, AERA has granted AAI six months' time after cutoff date (i.e April 30, 2016) to reconcile and arrive at the over recovery / under recovery of ADF. However, the same is pending finalization. The over / under recovery will be accounted on final reconciliation of ADF with AAI. However, DIAL has collected the DF receivable in full and settled the DF loan on May 28, 2016.

## Notes to the consolidated financial statements for the year ended March 31, 2020

- ii. In case of GHIAL, a subsidiary of the Company, AERA passed Aeronautical tariff order in respect of first control period from April 1, 2011 to March 31, 2016. GHIAL filed an appeal, challenging the disallowance of pre-control period losses, foreign exchange loss on external commercial borrowings and other issues for determination of its tariff with the Airport Economic Regulatory Authority Appellate Tribunal ('AERAAT') against the aforesaid order. Due to non-constitution of AERAAT Bench, GHIAL had filed a writ petition with the Hon'ble High court at Hyderabad for adjudication. In addition, pursuant to the directions issued by MoCA, GHIAL had filed another writ petition for restoration of Airport charges with Hon'ble High Court at Hyderabad and Hon'ble High Court passed an order allowing GHIAL to collect the Airport charges as were prevailing prior to February 24, 2014. During the period, Hon'ble High Court vide its order dated October 17, 2019 has directed the appeal to be transferred to Telecom Disputes Settlement Appellate Tribunal ('TDSAT') with the request to TDSAT to dispose of the same as expeditiously as possible. With respect to writ petition, the said order has allowed GHIAL to continue to collect the airport charges till the disposal of appeal by TDSAT. TDSAT in its disposal order dated March 06, 2020 has directed AERA to reconsider the issues afresh while determining the aeronautical tariff for the Third Control Period commencing from April 01, 2021.

In relation to determination of tariff for the Second Control Period, commencing from April 1, 2016 to March 31, 2021, AERA had issued a consultation paper on December 19, 2017. However, as the aforesaid consultation paper does not address the issues arising out of the first control period, including true up for shortfall of receipt vis-a-vis entitlement for the First Control Period, GHIAL had filed a writ petition with the Hon'ble High Court at Hyderabad on February 6, 2018 and obtained a stay order from the High Court vide order dated February 7, 2018 in respect of further proceedings in determination of tariff order for the second control period. Pending determination of Aeronautical Tariff, AERA vide its Order No. 48 dated March 25, 2019 has allowed GHIAL to continue to charge the aeronautical tariff as prevailed on March 31, 2016 till September 30, 2019 or till determination of tariff for the aforesaid period whichever is later. In view of the above, GHIAL has applied aeronautical tariff as prevailed on March 31, 2016 during the year ended March 31, 2020.

During the year, GHIAL has withdrawn the aforesaid writ petition vide Order dated February 25, 2020 from the Hon'ble High Court. Accordingly, AERA has determined the Aeronautical tariff in respect of second control period vide its Order no: 34/2019-20/HIAL dated March 27, 2020 and the same is valid for the balance unexpired control period of one year effective from April 01, 2020 onwards.

- iii. The Ministry of Civil Aviation (MoCA) issued orders to DIAL and GHIAL, subsidiaries of the Company (collectively 'Airport Operations') requiring the Airport Operators to reverse the expenditure incurred, since inception towards procurement and maintenance of security systems/equipment and on creation of fixed assets out of Passenger Service Fee (Security Component) ['PSF (SC)'] escrow account opened and maintained by the Airport Operators in a fiduciary capacity. Managements of the Airport Operators are of the view that such orders are contrary to and inconsistent with Standard Operating Procedure (SOPs), guidelines and clarification issued by the MoCA from time to time and challenged the said orders before Hon'ble High court of their respective jurisdictions by way of a writ petition. The Hon'ble Courts had stayed the MoCA order with an undertaking that, in the event the decision of the writ petitions goes against the Airport Operators, it shall reverse all the expenditure incurred from PSF (SC).

The Airport Operators had incurred ₹ 439.25 crore towards capital expenditure (including the construction cost and cost of land mentioned below and excluding related maintenance expense and interest thereon) till March 31, 2020 out of PSF (SC) escrow account as per SOPs, guidelines and clarification issued by the MoCA from time to time.

Further, in case of DIAL, MoCA had issued an order dated September 18, 2017 stating the approximate amount of reversal to be made by DIAL towards capital expenditure and interest thereon amounting to ₹ 295.58 crore and ₹ 368.19 crore respectively, subject to the order of the Hon'ble High court of Delhi.

During the year ended March 31, 2019, pursuant to AERA order No. 30/ 2018-19 dated November 19, 2018 with respect to DIAL's entitlement to collect X-ray baggage charges from airlines, DIAL has remitted ₹ 119.66 crore to PSF (SC) account against the transfer of screening assets to DIAL from PSF (SC) to DIAL with an undertaking to MoCA by DIAL that in case the matter pending before the Hon'ble High Court is decided in DIAL's favour, DIAL will not claim this amount back from MoCA.

Based on the internal assessments and pending final outcome of the aforesaid writ petitions, no adjustments have been made to the accompanying consolidated financial statements of the Group for the year ended March 31, 2020.

Further, as per the advice from the Ministry of Home Affairs and the Standard Operating Procedures ('SOP') issued by MoCA on March 6, 2002, GHIAL, through its wholly owned subsidiary, Hyderabad Airport Security Services Limited ('HASSL') constructed residential quarters for Central Industrial Security Forces ('CISF') deployed at the Hyderabad airport. After completion of such construction, the total construction cost including the cost of land amounting to ₹ 113.73 crore was debited to the PSF(SC) Fund with intimation to MoCA. The Comptroller and Auditor General of India ('CAG'), during their audits of PSF (SC) Fund, observed that, GHIAL had not obtained prior approval from MoCA for incurring such cost from the PSF (SC) Fund as required by the guidelines dated January 8, 2010 and April 16, 2010 issued by MoCA. However, management of the Group is of the opinion that these guidelines were issued subsequent to the construction of the said residential quarters and approached MoCA for approval to debit such costs to the PSF (SC) Fund account and also, made an application for increase in PSF (SC) tariff to recover these dues and to meet the shortfall in discharging other liabilities from PSF (SC) Fund.

In earlier years, MoCA responded that, it is not in a position to consider the request for enhancement in the PSF (SC) tariff. As a result, GHIAL requested MoCA to advise the AERA for considering the cost of land/ construction and other related costs with regard to the aforesaid residential

## Notes to the consolidated financial statements for the year ended March 31, 2020

quarters in determination of Aeronautical Tariff for the Hyderabad airport. Pending final instruction from MoCA, cost of residential quarters continue to be accounted in the PSF(SC) Fund and no adjustments have been made to the accompanying consolidated financial statements of the Group for the year ended March 31, 2020.

- iv. In case of DIAL, the AERA passed an Aeronautical tariff Order No. 03/2012-13 issued on April 24, 2012 which determined the Aeronautical tariff to be levied at Delhi Airport for the fourth and fifth year of tariff period of first five year control period (i.e. 2009 - 2014). DIAL had filed an appeal before AERAAT on certain disputed issues in the aforesaid Tariff order.

Subsequently, AERA also released the tariff order No. 40/2015-16 dated December 08, 2015 for second control period i.e. 2014 -2019. DIAL filed an appeal with AERAAT against some of the matters in the tariff order for the second control period. Subsequently, the Hon'ble Delhi High Court vide its Final Order dated January 22, 2016 ordered that the tariff determined by AERA for the First Control Period shall continue till the disposal of the appeals pending against the said tariff order by AERAAT.

Further, Ministry of Finance vide the notification dated May 26, 2017, directed the merger of Appellate Tribunal under the Airports Economic Regulatory Authority Act, 2008 ("AERA Act") i.e. AERAAT into Telecom Disputes Settlement and Appellate of Tribunal ('TDSAT').

The Hon'ble Supreme Court of India, on SLP filed by Air India, vide its judgement dated July 03, 2017, vacated the order of Honorable High Court of Delhi and directed TDSAT to dispose of the appeals of DIAL in the next two months.

As per the directions of Director General of Civil Aviation dated July 07, 2017, DIAL implemented the Tariff order No. 40/2015-16 dated December 08, 2015 with immediate effect i.e., from July 07, 2017

DIAL's appeal no. 10/2012 with respect to first control period has been concluded along with the appeal by certain airlines. TDSAT vide its order dated April 23, 2018 has passed the order, which provides clarity on the issues which were pending for last six years and has laid down the principles to be followed by AERA in determination of tariff of the third control period starting from April 1, 2019. DIAL expects the uplift impact of the TDSAT order to be factored in the tariff determination by AERA for the next period i.e., 2019-2024. DIAL's appeal against the second control period shall be heard in due course.

Further, DIAL has filed an appeal in the Hon'ble Supreme Court of India on July 21, 2018 for few matters in respect of TDSAT order dated April 23, 2018 and same was listed on September 4, 2018 wherein Hon'ble Supreme Court of India has issued notices in the matter. The matter was taken up by Hon'ble Supreme Court on February 10, 2020 and two weeks' time was granted for filing counter affidavit and further two weeks' time to file rejoinder thereafter. Accordingly, DIAL has filed its rejoinders and next date of hearing before Hon'ble Supreme Court has not yet been notified, however, an application of early hearing shall be filed by DIAL for an early disposal of the matter.

DIAL has filed tariff proposal for the third control period starting April 1, 2019 to March 31, 2024 with the regulator on November 27, 2018. Further, as the second control period completed on March 31, 2019, DIAL requested the AERA to extend the current tariff till the tariff for third control period is determined. Accordingly, AERA vide order no 48/2018-19 dated March 25, 2019 extended the prevailing tariff for DIAL till September 30, 2019 which is further extended by AERA order no 09/2019-20 to March 31, 2020 and vide order no 31/2019-20 dated March 20, 2020 till June 30, 2020 or determination of tariff for third control period, whichever is earlier.

AERA has issued consultation paper in the matter of determination of aeronautical tariff for third control period vide consultation paper no. 15/2020-21 dated June 9, 2020. Last date for submission of comments is July 31, 2020 and for submission of counter comments is August 14, 2020.

Basis the cash projections prepared by the management of DIAL for next one year, the management expects to have cash profit. Further, considering DIAL's business plans and the availability of sufficient cash reserve as at March 31, 2020, the management do not foresee any uncertainty in continuing its business/ operations and meeting its liabilities for the foreseeable future and accordingly, the financial statement of DIAL are continued to be prepared and consolidated on a going concern basis.

- v. DIAL has received advance development costs of ₹ 680.14 crore including ₹ 6.93 crore related to Phase II development (March 31, 2019: ₹ 680.14 crore including ₹ 6.93 crore related to Phase II development) from various Developers at Commercial Property District towards facilitating the development of common infrastructure there in. As per the term of the agreement, DIAL will facilitate the development of common infrastructure upon receipt of advance towards development cost in accordance with the instructions and specifications in the agreement. Further, DIAL has no right to escalate the development cost and in case any portion of the advance development cost is not utilized by DIAL towards development of any infrastructure facility, the same shall be returned to the Developers upon earlier of the expiry of the initial term of agreement or upon termination of the development agreement. As at March 31, 2020, DIAL has incurred development expenditure of ₹ 567.81 crore (March 31, 2019: ₹ 552.38 crore) which has been adjusted against the aforesaid advance. Further, in case of Silver Resort Hotel India Private Limited, DIAL has transferred ₹ 32.61 crore as unspent advance development cost in its proportion refundable to Silver Resort Hotel India Private Limited to 'Advances from customer' basis the arbitration order (refer note 45(xiii)) and balance amount of ₹ 79.72 crore including ₹ 6.93 crore related to Phase II development (March 31, 2019: ₹ 95.15 crore including ₹ 6.93 crore related to Phase II development) is disclosed under other liabilities.
- vi. DIAL is collecting "Marketing Fund" at a specified percentage from various concessionaires as per the agreement with respective concessionaires and is to be utilized towards sales promotional activities as defined in such agreements in accordance with the Marketing Fund policy adopted by DIAL. As at March 31, 2020, DIAL has accounted ₹ 174.35 crore (March 31, 2019: ₹ 145.27 crore) towards such Marketing Fund and has incurred

## Notes to the consolidated financial statements for the year ended March 31, 2020

expenditure amounting to ₹ 117.22 crore (March 31, 2019: ₹ 88.05 crores) (net of income on temporary investments) till March 31, 2020 from the amount so collected. The balance amount of ₹ 57.13 crore (March 31, 2019: ₹ 57.22 crore) pending utilization as at March 31, 2020 is included under "Other current liabilities" as specific fund to be used for the purposes to be approved by the Marketing fund committee constituted for this purpose.

- vii. a) The consolidated financial statements of the Group do not include accounts for PSF (SC) of DIAL and GHIAL as the same are maintained separately in the fiduciary capacity by these entities on behalf of GoI and are governed by SOP issued vide letter number AV/13024/047/2003-SS/AD dated January 19, 2009 issued by MoCA, GoI.
- b) The consolidated financial statements of the Group do not include billing to Airlines for DF by DIAL, as the management of the Group believes that DIAL's responsibility is restricted only to the billing on behalf of AAI in accordance with the provisions of AAI (Major Airports) Development Fee Rules, 2011 and DF SOP.
- viii. DIAL made an internal assessment on computation of Annual Fee payable to AAI and is of the view that the Annual Fee has been paid to AAI on Gross Receipts credited to the consolidated statement of profit and loss (with certain exclusions) instead of on the "Revenue" as defined under OMDA. The legal opinion obtained in this regard made it clear that there were excess payments of Annual Fee by DIAL by mistake from time to time to AAI. Accordingly, as per the decision taken by the Board of Directors of DIAL a claim for return of excess Annual Fee paid to the AAI was raised on 26.12.2016. AAI has not agreed to the claim and insisted DIAL to continue to pay Annual Fee 'on the same basis, which DIAL is paying under protest. Accordingly, the dispute arose under OMDA but same could not be resolved amicably leading to the initiation of arbitration proceedings, which have commenced from December, 2018. DIAL has submitted its statement of claim in respect of which, AAI has filled its Statement of Defense (SOD). Pleadings are complete and issues has been framed by Arbitral Tribunal. The matter is on stage of cross examination of DIAL's witnesses. The matter is listed for completion of cross examination of DIAL's witnesses from June 20, 2020 to June 22, 2020 and arguments will be heard on 8th, 9th, 22nd and 23rd of August 2020.
- ix. The Comptroller and Auditor General of India ('CAG') had conducted the performance audit of Public Private Partnership ('PPP') project of AAI at Delhi Airport for the period 2006 to 2012. CAG had presented its report before the Rajya Sabha on August 17, 2012 wherein they had made certain observations on DIAL. The Public Accounts Committee ('PAC'), constituted by the Parliament of India, has examined the CAG report and submitted its observations and recommendations to Lok Sabha vide its ninety fourth report in February 2014. The management of the Group is of the view that the observations in the CAG report and the PAC report do not have any financial impact on these consolidated financial statements of the Group.
- x. In case of DIAL and GHIAL, as per the Operations, Management and Development Agreement ('OMDA') / Concession Agreement, DIAL and GHIAL are liable to pay a certain percentage of the revenue as Monthly Annual Fee ('MAF') / Concession Fee ('CF') to Airport Authority of India / Ministry of Civil Aviation respectively. The management is of the view that certain income / credits arising on adoption of Ind AS, mark to market gain on valuation of Interest Rate Swap, gain on reinstatement of 4.25% Senior Secured Notes and Scrips received under Services Export from India Scheme ('SEIS') in the nature of government grant, interest income from Air India, etc were not contemplated by the parties to the agreements at the time of entering the agreements and these income / credit do not represent receipts from business operations from any external sources and therefore should not be included as revenue for the purpose of calculating MAF / CF. Accordingly, DIAL and GHIAL based on a legal opinion, has provided for MAF / CF on the basis of revenue adjusted for such incomes/ credits. Detail of such incomes / credits for the year ended March 31, 2020 and March 31, 2019 are as under:

(₹ in crore)

Particulars	March 2020		March 2019	
	GHIAL	DIAL	GHIAL	DIAL
Construction income from Commercial property developers	-	15.43	-	33.18
Deposits taken from Commercial Property Developers accounted at amortised cost	-	31.89	-	50.64
Discounting on fair valuation of deposits taken from concessionaires	6.48	64.07	4.53	53.44
Interest income on security deposits given carried at amortised cost	-	0.36	-	0.35
Significant financing component on revenue from contract with customers	-	4.80	-	4.80
Income recognized on advance from customers under Ind AS 115	1.10	-	1.10	-
Income recognized on straight lining of revenue under Ind AS 116	2.09	-	-	-
Income arising from fair valuation of financial guarantee	0.82	-	2.55	-
Interest free loan given to subsidiaries accounted at amortised cost	-	-	3.22	-
Income from government grant	5.28	-	5.26	-
Amortisation of deferred income	0.52	-	14.08	-
Interest income from Air India	-	27.97	-	135.76
Discounting on fair valuation of deposit paid to vendors	0.23	-	0.31	-



## Notes to the consolidated financial statements for the year ended March 31, 2020

Further, DIAL has accrued revenue of ₹ 412.87 crore basis straight lining revenue, in accordance with Ind AS 116. Revenue share of ₹ 189.88 crore on this revenue is also provided and payable to AAI in future years on actual realization of revenue.

DIAL has also provided the "Airport Operator Fees" included in "Other expenses" based on "Gross revenue" for the last financial year, after excluding the income/ credits from above transactions.

### xi. Preference Shares issued by subsidiaries:

Pursuant to the investor agreements (including amendments thereof) entered into during the years ended March 31, 2011 and 2012 (hereinafter collectively referred to as "investor agreements"), GAL, a subsidiary of the Company, had issued 3,731,468 Class A Compulsorily Convertible Preference Shares ("CCPS A") of ₹ 1,000 each at a premium of ₹ 2,885.27 each and ₹ 3,080.90 each aggregating to ₹ 663.31 crore and ₹ 441.35 crore respectively, to certain Private Equity Investors ('Investors').

As per the terms of the investor agreement, the Company had a call option to buy CCPS A from the Investors for a call price to be determined as per the terms of the investor agreement.

The Company vide its letter dated April 1, 2015, had exercised the call option to buy the CCPS A, subject to obtaining the requisite regulatory approvals. However, Investors had initiated arbitration proceedings against GAL and the Company, seeking conversion of CCPS A.

The Company together with GAL had executed a settlement agreement dated August 13, 2018 with Investors to amicably settle all outstanding disputes pertaining to the matters which were the subject of the aforesaid arbitration. As per the settlement agreement, the Company through its wholly owned subsidiary, GISL, had purchased 2,714,795 CCPS A of GAL for an additional consideration of ₹ 3,560.00 crore from the Investors and balance 932,275 CCPS A have been converted into equity shares representing 5.86% shareholding of GAL in the hands of the Investors with a put option given by the Group to acquire the same at fair value.

However pursuant to the definitive agreement dated July 04, 2019 with TRIL Urban Transport Private Limited, a subsidiary of Tata Sons, Solis Capital (Singapore) Pte. Limited and Valkyrie Investment Pte. Limited, the management had considered the aforesaid additional obligation of ₹ 3,560.00 crore as recoverable and had recognized the same as a financial asset in its consolidated financial statements for the year ended March 31, 2019. This agreement was cancelled during the year ended March 31, 2020.

As detailed in note xvii below, pursuant to the transaction with ADP appropriate adjustments have been made to reflect the above transaction and the financial asset of ₹ 3,560.00 crore has also been adjusted with other equity as a consequence of the receipt of the above consideration..

xii. Subsequent to balance sheet date on June 15, 2020, Delhi Cantonment Board ('DCB') has passed the order on DIAL, contradicting its own previous demand and acted in contravention of Cantonment Act, 2006 and the HC order dated December 02, 2019 has sought to retrospectively enhance the rate of property tax leviable on the DIAL on the pretext of purported errors in calculation, determining the property tax payable by the DIAL for the assessment period i.e. 2016-17, 2017-18, 2018-19 to be ₹ 2,589.10 crores. DIAL has thus challenged the assessment and demand by way of writ petition before Hon'ble Delhi High Court and sought stay against the assessment and demand. The Hon'ble Court has passed the order and asked DCB to justify its assessment and demand. If DCB tries to take any precipitative steps during this time, liberty has been granted to DIAL to approach the court for interim relief.

xiii. DIAL had entered into 'Development Agreement' and the 'Infrastructure Development and Service Agreement' with Silver Resort Hotel India Private Limited (hereinafter referred as 'Developer') on February 26, 2010 for development and operation of commercial property area located in Aerocity for a period of 30 years; further extendable to another 30 years. As per term of agreements, Developer was required to pay the License fee and other charges to DIAL on annual basis. On July 16, 2015, DIAL issued termination notice on account of failure by the Developer to pay the License Fees and other charges, required to be paid under the agreements executed between DIAL and the Developer. Consequently, the Developer has invoked the arbitration process as per Infrastructure Development and Service Agreement.

During the year ended March 31, 2018, the Arbitral Award was passed by the Hon'ble Arbitral Tribunal in favour of DIAL thereby granting ₹ 115.89 crores award to DIAL and directing it to settle the award against security deposits of ₹ 192.88 crores lying with DIAL and pay the balance ₹ 76.99 crores to the Developer.

Accordingly, DIAL has deposited payment of ₹76.13 crore (net of recovery of arbitration cost of ₹ 0.86 crore) in the Hon'ble High Court of Delhi as per arbitration award.

Further, Silver resort has filed an appeal against the arbitration award before the Hon'ble High court. The matter was heard for arguments on April 26, 2018 and the judgment was pronounced on May 8, 2018 in favour of DIAL.

Pursuant to the above order, the Developer has preferred an appeal before Double Bench of Delhi High Court which was heard on July 4, 2018.

Both the parties agreed for settlement and accordingly the matter has been settled vide Hon'ble High Court order dated November 7, 2019 according to which DIAL has paid ₹ 54 crores to the developer as final settlement including outstanding ADC of ₹ 32.61 crore.

## Notes to the consolidated financial statements for the year ended March 31, 2020

- xiv. The Government of India announced Services Export from India Scheme (SEIS) under Foreign Trade Policy (FTP) 2015-20 under which the service provider of notified services is entitled to Duty Credit Scrips as a percentage of net foreign exchange earned. These Scrips either can be used for payment of basic custom duty on imports or can be transferred/traded in the market.

Pursuant to above, during the year ended March 31, 2018, DIAL has received SEIS scrips of ₹ 31.19 crore for financial year 2015-16, having validity till September 30, 2019. During the year ended March 31, 2019, DIAL has also received SEIS scrips of ₹ 55.82 Crore for financial year 2016-17, having validity till October 21, 2020. During the year ended March 31, 2020, DIAL has also received SEIS scrips of ₹ 24.32 crores and ₹ 15.87 crores for FY 2017-18 and FY 2018-19 respectively, having validity till June 20, 2021 and August 13, 2021 respectively.

DIAL has so far utilized/sold ₹ 111.11 crore (March 31, 2019v: ₹ 14.52 crore) out of these scrips and considering the major expansion plans at the IGI airport, DIAL is evaluating various options for utilization of these Scrips.

The Scrips received under SEIS are in nature of Government Grant and is similar to the Scrips received under Served from India Scheme (SFIS) of Foreign Trade Policy 2010-15. DIAL is of the view that as per the latest Arbitration Order dated December 27, 2018 in case of SFIS Scrip, the Income from SEIS Scrip is out of the purview of revenue definition as per OMDA. Accordingly, management believes that, no Annual Fee is payable as per the provisions of OMDA, and has not been provided in these consolidated financial statements.

- xv. On October 30, 2018, GHIAL has entered into a share purchase agreement to buy out the balance 49% stake in HMA CPL held by the, Menzies Aviation Cargo (Hyderabad) Ltd. at a value of ₹ 59.75 Crore. Accordingly, post transfer of shares in favour of GHIAL on November 2, 2018, HMA CPL became a wholly owned subsidiary of the GHIAL. Further, with effect from November 5, 2018, the name of the HMA CPL has been changed to GMR Hyderabad Air Cargo and Logistics Private Ltd. (GHACLPL).

- xvi. The Board of directors of wholly owned subsidiary namely Hyderabad Airport Security Service Limited (HASSL) at its meeting held on September 17, 2018, approved the proposal to wind up the affairs by way of voluntary liquidation. Accordingly, HASSL had appointed Official Liquidator for the purposed voluntary liquidation on September 27, 2018 and during the year the Liquidator has discharged all the liabilities of HASSL and available positive surplus distributed. A dissolution application was initially filed with the Hon'ble National Company Law Tribunal, Hyderabad Bench ("NCLT") for voluntary liquidation of HASSL under the applicable provisions of the Insolvency and Bankruptcy Code of India, 2016 read with the Insolvency and Bankruptcy Board of India (Voluntary Liquidation Process) Regulations, 2017 and the Companies Act, 2013 on August 14, 2019 by the Liquidator. NCLT vide its order dated September 13, 2019 passed the dissolution of HASSL w.e.f. September 13, 2019. Form No. INC 28 was filed with the Registrar of Companies ('ROC'), Hyderabad on September 17, 2019 which was approved by the ROC on September 20, 2019 and accordingly HASSL stands dissolved from that date.

- xvii. The management of the Group along with other shareholders of the Company and GMR Airports Limited (GAL), a subsidiary Company (together referred as "GMR Group") had signed a share subscription and share purchase agreement with Airport De Paris SA (ADP) for stake sale in the GAL on February 20, 2020. Pursuant to consummation of the same, ADP would hold 49% stake (directly & indirectly) in the GAL for an equity consideration of ₹ 10,780.00 crore, valuing GAL at the Base post money valuation of ₹ 22,000.00 crore. The equity consideration comprises of:

- ₹ 9,780.00 crore towards secondary sale of shares by GMR Group; and
- ₹ 1,000.00 crore equity infusion in GAL

In addition, ADP had also pegged Earn-outs upto ₹ 4,475.00 crore linked to achievement of certain agreed operating performance metrics as well as on receipt of certain regulatory clarifications. The successful consummation of earnouts, could increase, GAL's valuation on post money basis to ₹ 26,475.00 crore and the Group stake in GAL to 59%. The Group will retain management control over the Airports Business with ADP having customary rights and board representation at Company and its key subsidiaries.

The first tranche of ₹ 5,248.00 crore for 24.99% shares of GAL (primarily through buyout of GMR Infra Services Limited (GISL) via primary infusion of equity) had been completed on February 24, 2020. The second & final tranche of ₹ 5,532.00 crore (including primary of ₹ 1,000.00 crore in GAL) was subject to regulatory approvals, consents and other approvals.

Since March 31, 2020, the outbreak of COVID-19 and related global responses have caused material disruptions to businesses around the world, leading to an economic slowdown. Despite unprecedented adverse conditions, on July 7, 2020 the Group has successfully completed the transaction with ADP with slight modifications. As per the revised Share Purchase Agreement, the second tranche of the investment for 24.01% of GAL has been structured in two parts:

- A firm amount, immediately paid at Second closing, for a total of ₹ 4,565.00 crore, including ₹ 1,000.00 crore equity infusion in GAL.
- Earn-outs amounting to ₹ 1,060.00 crore, subject to the achievement of certain performance related targets by GAL upto FY 2024.

Accordingly, ADP has increased earn-outs for Group which are now pegged at up to ₹ 5,535.00 crore compared to the earlier ₹ 4,475.00 crore. These additional Earn-outs of ₹ 1,060.00 crore are linked to the achievement of certain agreed operating performance metrics as well as the receipt of certain regulatory clarifications over the next 5 years. The amount of ₹ 4,565.00 crore towards second and final tranche payment from ADP has been received. This money will primarily be used in servicing the debt which will help deleverage both the Group and GAL further and result in improved cash flows and profitability.

## Notes to the consolidated financial statements for the year ended March 31, 2020

- xviii. In respect of DIAL's equity investment in WAISL, DIAL has to maintain minimum 26% of equity shareholding directly or indirectly until the expiry of next 5 years from January 2010 and thereafter minimum 20% of equity shareholding directly or indirectly until the expiry of next 5 years. However, on June 26, 2019, DIAL sold its entire investment in WAISL Limited of ₹ 1.30 crore (13,00,000 shares of ₹ 10 each) to Antariksh Softech Private Limited based on valuation of independent valuer.
- xix. In August 2019, a subsidiary of the Group entered into a sale and purchase agreement with GMR Infrastructure Mauritius Limited, a subsidiary of the Group, to acquire the 100.00% issued share capital of GADL International limited (GADLIL) at a consideration of USD 1 which is accounted for as an investment in a subsidiary post divestment and consolidated on line by line basis.
- xx. The Board of directors of subsidiary namely Hyderabad Airport Security Service Limited (HASSL) at its meeting held on September 17, 2018, approved the proposal to wind up the affairs by way of voluntary liquidation. Accordingly, HASSL has appointed Official Liquidator for the purposed voluntary liquidation on September 27, 2018 and is under the Voluntary Liquidation Process as required under Insolvency and Bankruptcy Code 2016 read with the Insolvency and Bankruptcy Board of India (Voluntary Liquidation Process) Regulations, 2017. As on date, HASSL has the positive net worth hence does not have any adverse effect to the above financial statement of the Group.
- xxi. The Board of directors of subsidiary namely GADL (Mauritius) Limited (GADLML) at its meeting held on December 16, 2019, approved the proposal to wind up the affairs by way of member voluntary wind up. Accordingly, GADLML has appointed Official Liquidator for the purposed member voluntary windup on December 16, 2019 and is under Insolvency Act 2009. As on date, GADLML has the positive net worth hence does not have any adverse effect to the above financial statement of the Group.
- xxii. The Board of directors of wholly owned subsidiary namely GMR Hyderabad Airport Power Distribution Limited (GHAPDL) at its meeting held on February 17, 2020, approved the proposal for making an application for removal off its name, from the Registrar of Companies, maintained by the registrar. Accordingly required application in form STK 8 has been filed with the registrar. As on date, GHAPDL has the positive net worth hence does not have any adverse effect to the above financial statement of the Group.
- xxiii. The Hon'ble Supreme Court of India (SCI) vide its Judgment dated January 16, 2020 lifted the suspension on the Environmental Clearance (EC) granted for the Mopa International Airport Project. This order will pave the way for commencement of construction and development activities at the Mopa airport. In lifting the suspension of the EC, SCI directed compliance of all original and additional conditions which would be implemented under the supervision of National Environmental Engineering Research Institute (NEERI).
- xxiv. GMR Hyderabad Aerotropolis Limited (GHAL), a subsidiary of GMR Hyderabad International Airport Limited (GHIAL), has formed a joint venture with ESR Hyderabad 1 Pte Limited (ESR), a subsidiary of the Hong Kong headquartered ESR Cayman Limited, to develop a 66-acre logistics and industrial park at the Hyderabad airport city. ESR and GHAL for the aforesaid transaction have entered into definitive agreements with an equity interest of 70% and 30% respectively in the SPV viz., GMR Logistics Park Private Limited (GLPPL). However legal compliance for the above mentioned transaction and share transfer to ESR has taken place in April 2020. The same has been classified as held for sale as detailed in note 36.
- xxv. The Hon'ble National Company Law Tribunal, Hyderabad Bench vide its order dated 26 July 2019, has approved the Composite Scheme of Arrangement (the "Scheme") with Appointed Date of 1 April 2018, for merger of the GHIAL's wholly-owned subsidiary GMR Hyderabad Air Cargo And Logistics Private Limited (GHACL) into another wholly owned subsidiary GMR Aerospace Engineering Limited (GAEL) and demerger of the MRO business of GMR Aero Technic Limited (GATL), subsidiary of GAEL into GAEL with effective date of 23 August 2019. The name of the Combined Entity has been subsequently changed to GMR Air Cargo and Aerospace Engineering Limited (GACAEL), which will provide MRO and Cargo Handling services at the Rajiv Gandhi International Airport at Hyderabad. In consideration of merger order, GACAEL has allotted its equity shares to the Company on October 4, 2019, in accordance with the share exchange ratio as mentioned in the Scheme.
- xxvi. During the year 2018-19, DIAL had started the construction activities for phase 3A airport expansion as per Master Plan and has incurred ₹ 2,813.45 crore excluding GST (including capital advances of ₹ 839.16 crore) till March 31, 2020 [March 31, 2019: ₹ 809.58 crore (including capital advances of ₹ 753.21 crore)] towards construction of phase 3A works, which includes Interest during construction of ₹ 117.15 crore as on March 31, 2020 (March 31, 2019: ₹ NIL). DIAL has capitalized the following expenses during construction, included in above, being expenses related to phase 3A airport expansion project. Consequently, expenses disclosed under the respective notes are net of amounts capitalized by DIAL.

(₹ in crore)

Particulars	March 31, 2020	March 31, 2019
Employee benefit expense	16.67	8.03
Manpower hire charges	8.84	2.35
Professional Consultancy	8.62	0.01
Travelling and conveyance	2.53	1.20
Other	1.04	0.90
<b>Total</b>	<b>37.70</b>	<b>12.49</b>

## Notes to the consolidated financial statements for the year ended March 31, 2020

xxvii. GHIAL had started the construction activities for airport expansion and has incurred ₹ 1,208.31 crore excluding GST till March 31, 2020 (March 31, 2019: ₹ 365.10 crore) towards construction works, which includes Interest during construction of ₹ 214.79 crore as on March 31, 2020 (March 31, 2019: ₹ 29.74 crore).

During the year ended March 31, 2020 the following expenses of revenue nature are capitalized to the capital work-in-progress (CWIP). Consequently, expenses disclosed under the other expenses are net of amounts capitalized.

	(₹ in crore)	
Particulars	March 31, 2020	March 31, 2019
<b>Opening balance (A)</b>	<b>83.02</b>	<b>51.52</b>
<b>Revenue expense</b>		
Legal and Professional expense	83.75	44.07
Employee benefit expense	0.40	-
Travelling and conveyance	0.78	0.40
Finance cost	231.53	39.26
<b>Total (B)</b>	<b>316.46</b>	<b>83.73</b>
<b>Less Income</b>		
Interest income from bank deposit	(95.75)	(3.71)
Net gain on sale of current investment	-	(10.62)
Interest income on security deposit paid	(1.24)	-
<b>Total (C)</b>	<b>(96.99)</b>	<b>(14.33)</b>
<b>Net (D=B-C)</b>	<b>219.47</b>	<b>69.40</b>
Less : Capitalised during the year (E)	(77.64)	(37.90)
<b>Closing balance (F=A+D-E)</b>	<b>224.85</b>	<b>83.02</b>

#### 46. Matters related to certain road sector entities:

- i. GACEPL, a subsidiary of the Company has been incurring losses since the commencement of its commercial operations and has accumulated losses of ₹ 467.15 crore as at March 31, 2020. The management of the Group believes that these losses are primarily attributable to the loss of revenue arising as a result of diversion of partial traffic on parallel roads. The matter is currently under arbitration and the arbitration tribunal has passed an interim order staying the payment of negative grant, till further orders. Based on an internal assessment and a legal opinion, the management of the Group is confident that it will be able to claim compensation from relevant authorities for the loss it has suffered due to such diversion of traffic and considering expected future traffic flow, the management of the Group believes that the carrying value of carriage ways in GACEPL of ₹ 355.55 crore as at March 31, 2020 is appropriate.
- ii. GMR Hyderabad Vijayawada Expressways Private Limited ('GHVEPL') a subsidiary of the Company has been incurring losses since the commencement of its commercial operations and has accumulated losses of ₹ 1,162.21 crores as at March 31, 2020. The management believes that these losses are primarily due to loss of revenue arising as a result of drop in commercial traffic on account of bifurcation of State of Andhra Pradesh and ban imposed on sand mining in the region. The management of the Group based on its internal assessment and a legal opinion, believes that these events constitute a Change in Law as per the Concession Agreement and GHVEPL is entitled to a claim for losses suffered on account of the aforementioned reasons and accordingly filed its claim for the loss of revenue till the year ended March 31, 2017 with National Highways Authority of India ('NHAI'). The claim of GHVEPL was rejected by NHAI and accordingly during the year ended March 31, 2018, GHVEPL has decided to proceed with arbitration and accordingly Arbitral Tribunal was constituted and claims were filed. Further, the project was initially developed from existing 2 lanes to 4 lanes and will be further developed to 6 laning subsequently (before 14th anniversary of the appointed date). If 6 laning is not carried out (if so required by NHAI/desired by the GHVEPL), concession period will be restricted to 15 years as against 25 years from the appointed date if 6 laning is carried out.

GHVEPL has recognised a provision of additional concession fees (premium) of ₹ 620.31 crore including interest till March 31, 2020 based on NHAI's directions, failure to which, it will terminate the concession agreement. GHVEPL has approached the Tribunal to restrain NHAI from seeking any such recovery / demand / claim and / or taking any coercive action including termination of concession agreement, till the completion of present arbitration proceedings and Tribunal has restrained NHAI from taking action.

Furthermore, NHAI vide notice dated November 18, 2019, pursuant to Article 36 of the concession agreement has suspended the rights of GHVEPL to collect toll. Aggrieved by the notice, GHVEPL approached the tribunal for stay of the said notice from NHAI and stay was granted by Ad-interim order on the same date. Tribunal directed GHVEPL to deposit ₹ 75.00 crore (₹ 25.00 crore each month) till February 29, 2020 as deposit, on without prejudice basis, in a no lien escrow account, considering the consequences of said notice. GHVEPL has complied with the orders of the Tribunal and the amount so deposited every month has been subsequently transferred to NHAI account on the directions of the Tribunal. However, aggrieved by the interim order, GHVEPL preferred an appeal before Delhi High Court and wherein the Court had directed both the parties to maintain status quo till the matter is disposed of by Arbitral Tribunal.

## Notes to the consolidated financial statements for the year ended March 31, 2020

The Arbitral Tribunal vide its order dated March 31, 2020, has pronounced the award unanimously, upholding GHVEPL's contention that bifurcation of state of Andhra Pradesh and ban on sand mining in the region constitutes Change in Law event and GHVEPL is entitled for compensation for the loss of revenue arising as a result of drop in commercial vehicle. However, on the quantum of the claim amount, majority of the Tribunal members have directed NHAI to constitute a committee for determining the claim amount based on data/ records available with the GHVEPL and NHAI. The minority member in the Tribunal however was of the opinion that Tribunal should have constituted the Committee instead of directing NHAI, which is against the principal of natural justice. GHVEPL, aggrieved by the findings, has filed applications under Section 9 and 34 of the Arbitration Act, 1996, before Delhi High Court challenging the award on the limited ground of (i) constitution of the committee by NHAI for quantification of compensation and (ii) for interim measures by restraining NHAI from constituting the Committee, demanding premium and taking coercive / precipitate measures under the Concession Agreement.

On May 8, 2020 GHVEPL has received notice from NHAI restricting the concession period to 15 years pursuant to clause 3.2.2 of the concession agreement dated October 9, 2009 by stating, it is satisfied that six-laning is not required for the highway and four laning is sufficient for operating highway. GHVEPL has filed its response seeking material on record from NHAI and has further obtained legal opinion, based on which GHVEPL has decided and is in the process of challenging the said notice in the court of law considering the pending quantification of the favorable Arbitral award before the High Court.

The restriction, in terms of notice dated May 8, 2020 from NHAI, on the concession period to 15 years from 25 years would have impact on the carrying value of intangible assets, in case any adverse outcome of the notice from NHAI upon challenge before court of law, the carrying value of intangible assets as at March 31, 2020 of ₹ 1,984.04 crore which is being amortised over balance life of 15 years on revenue projection at present would have to be amortised over next 5 years.

GHVEPL has also internally assessed the average daily traffic for financial year 2024-25, the scheduled six-laning period which indicates that average daily traffic at designated Toll Plaza will exceed the Design Capacity that would require six-laning as per Clause 29.2.3 of the Concession Agreement. In terms of the internal assessment by GHVEPL where in the traffic flows were estimated to increase to the levels which mandates six-laning during the concession period and based on the opinion from the legal Counsel the management is of the view that the withdrawal of the Six Laning of the project highway without any reasoning is not a tenable action by NHAI / Regulator and the same would be contested in the Court of law subsequent to the awaited decision from Delhi High Court. Accordingly, concession life of 25 years with six laning has been considered for the purposes of the amortisation of Intangibles in spite of the communication / notice by NHAI / Regulator restricting the period to 15 years with four-laning.

The management of the Group is confident that it will be able to claim compensation from the relevant authorities for the loss it suffered due to aforementioned reasons. Accordingly, based on the aforesaid legal opinion, expected future traffic flow over a concession period of 25 years, valuation assessment by an external expert and expected compensation claim inflows, the management of the Group believes that the carrying value of carriage ways of ₹ 1,984.04 crores of GHVEPL as at March 31, 2020, is appropriate.

- iii. GMR Highways Limited, a subsidiary of the Company, received approval of shareholders and creditors and subsequent confirmation from National Company Law Tribunal (NCLT) vide the order dated March 20, 2020 to reduce GMRHL's issued, subscribed and paid-up equity share capital from ₹ 2,052.93 crore (comprising 2,052,929,749 fully paid up equity shares of ₹ 10/- each) to ₹ 775.44 crore, comprising of 775,440,510 fully paid up equity shares of ₹ 10/- each. Such reduction has been given effect by cancelling and extinguishing 62.23% of the total issued, subscribed and paid up equity share capital of GMRHL (the "Capital Reduction"). The shareholders whose share capital has been reduced have been paid a sum of 10 paise per equity share as the consideration.

### 47. Matters related to certain power sector entities:

- i. GGAL (earlier GPCL, merged with GGAL with effect from March 31, 2019), a subsidiary of the Company, approached Tamil Nadu Electricity Regulatory Commission ('TNERC') to resolve the claims / counterclaims arising out of the Power Purchase Agreement ('PPA') and Land Lease Agreement ('LLA') in respect of the dues recoverable from Tamil Nadu Generation and Distribution Corporation Limited ('TAGENDCO') on account of sale of energy including reimbursement towards interest on working capital, Minimum Alternate Tax ('MAT'), rebate, start / stop charges and payment of land lease rentals to TAGENDCO. GPCL received a favorable order from TNERC and in pursuance of the Order, filed its claim on April 30, 2010 amounting to ₹ 481.68 crore and recognised ₹ 79.55 crore as income in the books of account.

TAGENDCO filed a petition against TNERC Order in Appellate Tribunal for Electricity ('APTEL'). In terms of an interim Order from APTEL, TAGENDCO deposited ₹ 537.00 crore including interest on delayed payment of the claim amount. APTEL vide its Order dated February 28, 2012, upheld the claim of GGAL and further directed GGAL to verify and pay counterclaims of TAGENDCO in respect of the benefits earned if any, by GGAL with regard to the delayed payment towards fuel supply that are not as per the terms of the FSA. GGAL had appealed to the Hon'ble Supreme Court in Civil Appeals seeking certain interim relief with respect to the benefits pointed out by APTEL on credit period of Fuel Supplies in terms of the FSA. The Hon'ble Supreme Court vide its Order dated April 24, 2014, has referred the dispute to TNERC for examining the claim of the contesting parties in so far as the quantum of amount is concerned. GPCL and TAGENDCO have filed their respective petitions before TNERC during August 2014. Further, TAGENDCO has filed the petition in the Hon'ble Supreme Court against APTEL order which is pending before the Hon'ble Supreme Court. During the period ended December 31, 2018, GGAL has received an order from TNERC whereby TNERC has upheld the TAGENDCO's claim amounting to ₹ 121.37 crore. GGAL's counter claim of ₹ 191.00 crore under old PPA towards interest on delayed payments, start and stop charges and invoice for nil dispatches and invoice for differential rates for the period from July 2011 to February 2014 has not yet been adjudicated by TNERC. The management has filed an appeal before APTEL and the final outcome is yet to come.

GGAL was availing tax holiday under Section 80IA of the Income Tax Act, 1961 ('IT Act') in respect of its income from power generation. Considering that the substantial amount, though under protest, has been received by GGAL, based on an expert opinion, GGAL offered the claims upto March

## Notes to the consolidated financial statements for the year ended March 31, 2020

31, 2014 as income in its tax returns and claimed the deduction as available under Section 80IA of the IT Act.

In accordance with the above, the amount received towards the above mentioned claims is being disclosed as advance from the customer in the books of account. Further, GGAL has been legally advised that pending adjudication of petition, the entire matter is now sub-judice and has not attained the finality.

Hence, pending acceptance of claims by TAGENDCO and pending adjudication of petition before the Hon'ble Supreme Court, the Group has not recognised the aforesaid claim in the books of account.

- ii. GGAL ('the Transferee Company'), a subsidiary of the company had applied for confirmation / approval of scheme of merger / amalgamation and capital reduction ('the Scheme') with its wholly owned subsidiaries GMR GENCO Assets Limited, GMR Kakinada Energy Private Limited and GMR Coastal Energy Private Limited and partly owned subsidiaries SJK Powergen Limited and GMR Power Corporation Limited (collectively referred to as the 'Transferor Companies'). The appointed date of merger / amalgamation is March 31, 2019. The scheme was filed with the Hon'ble Regional Director, Mumbai (RD). Necessary approvals from shareholders and creditors (vide NOCs) were obtained and submitted with the office of RD. The RD filed its report dated February 20, 2020 with National Company Law Tribunal, Special Bench, Mumbai ('NCLT') and NCLT passed the order approving the scheme on March 13, 2020. Pursuant to the Scheme, financial statements of GGAL have been prepared on merged basis with effect from March 31, 2019 in accordance with the accounting treatment prescribed in the Scheme. Further, due to the effect of this merger, the non-controlling shareholders of GGALs partly owned subsidiaries have been issued shares in GGAL. Due to this change the non-controlling interests in the consolidated financial statements of the Group have decreased by ₹ 366.93 crores with effect from March 31, 2019 with a corresponding increase in Other Equity.

#### 48. Matters related to certain other sector entities:

- i. The Company had given an interest free loan of ₹ 115.00 crore to GMR Welfare Trust ('GWT') during the year ended March 31, 2011 for the purpose of employee benefit scheme. The trust had utilised the proceeds of the loan received from the Company in the following manner:

(₹ in crore)

Particulars	March 31, 2020	March 31, 2019
Equity shares of GIL	-	101.55
Equity shares of GAL	-	11.28
Others	-	2.17
<b>Total</b>	<b>-</b>	<b>115.00</b>

SEBI had issued Circular CIR/CFD/DIL/3-2013 dated January 17, 2013 prohibiting listed companies from framing any employee benefit scheme involving acquisition of its own securities from the secondary market. SEBI had issued Circular CIR/CFD/POLICYCELL/14/2013 dated November 29, 2013 extending the date of compliance to June 30, 2014. The management of the Company submitted the details of the GWT to the stock exchanges. SEBI has issued a Notification dated October 28, 2014 notifying "The Securities and Exchange Board of India (Share Based Employee Benefits) Regulations, 2014" ("SEBI Regulations") whereby the Companies having existing schemes to which these regulations apply are required to comply with these regulations within one year of the effective date of the regulations and the trusts holding shares, for the purposes of implementing general employee benefit schemes, which exceed ten percent of the total value of the assets of the trusts, shall have a period of five years to bring down trusts' holding in such shares to the permissible limits. SEBI published Frequently Asked Question ("FAQ") on SEBI Regulations and clarified that appropriation of shares towards ESPS/ESOP/SAR/General Employee Benefits Scheme / Retirement Benefit Schemes by October 27, 2015 would be considered as compliance with proviso to regulation 3(12) of the SEBI Regulations. The Company may appropriate towards individual employees or sell in the market during next one year so that no unappropriated inventory remains thereafter. The shareholders have approved the revised terms and conditions of the scheme by passing a special resolution in the Annual General Meeting of the Company held on September 23, 2015 and that the Company will ensure compliance with other applicable provisions of the new regulations within the permissible time period. Pursuant to the implementation of Ind AS, during the financial year ended March 31, 2019, the Group has consolidated the financial statements of GWT in its consolidated financial statements and accordingly the loans have become ₹ Nil during the previous year.

During the current year, the GWT has fully repaid the outstanding balance of the aforementioned loan amounting ₹ 115.00 crores by obtaining funds from GMR Bannerghatta Properties Private Limited (a promoter group entity) and also transferred the sharers of the GAL to the Company pursuant to share purchase agreement. Hence, the Group has not consolidated the financials of GWT in its consolidated financial statement as on March 31, 2020.

- ii. KSL is in the process of acquiring land for implementing a Multi-Product Special Economic Zone within the meaning of Special Economic Zone Act 2005 and it has obtained an initial Notification from the Ministry of Commerce, Government of India vide Notification No. 635(E) dated April 23, 2007 for an extent of 1,035.67 hectares. The formal approval for the same was initially given for 3 years from June 2006. Subsequently, the said formal approval was extended till August 2016. KSL has obtained further notification from Government of India vide Notification No. 342(E) dated February 06, 2013 for an extent of 1,013.64 hectares and the formal approval was given initially for 3 years from February 2012, which on application by KSL was extended further up to February 2016. KSL's proposal for merger of both approvals is approved by Ministry of Commerce in December 2015, hence extension of formal approval is no longer required. Out of 2,049.31 hectares land covered in existing notification, KSL applied for de-notification of 170 hectares during the year and got the approval from Ministry of Commerce and Industries. Subsequent to de-notification as stated above 1,879.40 hectares of land is covered under SEZ notified area.

## Notes to the consolidated financial statements for the year ended March 31, 2020

Land acquisition for SEZ Project comprises direct purchases, land acquired from Andhra Pradesh Industrial Infrastructure Corporation ('APIIC') and land awarded by Government of Andhra Pradesh (GOAP) through notification. The land acquired through awards by GOAP includes, payment towards structures, standing crops, solatium and interest from the date of notification till the date of award. All the above costs are treated as part of land acquisition cost.

In respect of ongoing land acquisition process, there are claims of different types pending before various judicial forums such as, disputes between claimants, or writ petitions filed against property acquisitions, of land etc. As these cases are subject to judicial verdicts which are pending, the final impact if any on financial statements of KSL towards the ongoing project execution is not determinable as on the date of the consolidated financial statements.

Further to the acquisition of land for development of SEZs, KSL has initiated various rehabilitation and resettlement initiatives to relocate the inhabitants residing in the land acquired. The amount of expenditure incurred by KSL towards rehabilitation and resettlement initiatives amounting to ₹ 73.02 crore (March 31, 2019: ₹ 72.93 crore) is treated as part of land acquisition cost. KSL had estimated that additional cost of ₹ 42.86 crore is likely to be incurred towards rehabilitation and resettlement. Out of this ₹ 0.13 crore has been paid during the current year and as required under Ind AS 37 and the provision of ₹ 42.73 crore for the same has been made in the consolidated financial statements during the year ended March 31, 2020.

During the year, KSL has incurred a sum of ₹ 211.51 crore (March 31, 2019: ₹ 273.93 crore) towards expenditure incurred in respect of ongoing SEZ project under execution by KSL. This expenditure is directly connected with land acquisitions which is the primary asset of the project.

The expenditure incurred during the earlier years in respect of the project includes ₹ 313.14 crore towards non-prejudicial additional compensation for land owners and farmers announced by special land acquisition to hasten the proposed project activities, which was in addition to the statutory compensation already paid. An amount of ₹ 142.65 crore has been paid by KSL and ₹ 16.92 crore has been transferred to KGPL. Remaining amount has been shown under non-trade payables.

### 49. Related party transactions

a. Names of the related parties and description of relationship:

Sl. No.	Relationship	Name of the parties
(i)	Holding company	GMR Enterprises Private Limited (GEPL)
(ii)	Shareholders having substantial interest / enterprises exercising significant influence over the subsidiaries or joint ventures or associates	Airport Authority of India (AAI)
		Antariksh Softtech Private Limited (till June 26, 2019)
		Asia Pacific Flight Training Sdn Bhd ('APFTSB') (till February 28, 2019)
		Arcelormittal India Limited (AIL)
		Bharat Petroleum Corporation Limited (BPCL)
		Brindaban Man Pradhang (till December 30, 2018)
		Bird World Wide Flight Services India Private Limited (BWWFSIPL)
		Celebi Ground Handling Delhi Private Limited (CELEBI GHDPL)
		Celebi Hava Servis A.S. (CHSAS)
		Fraport AG Frankfurt Airport Services Worldwide (FAG)
		Government of Telangana (GoT)
		Indian Oil Corporation Limited (IOCL)
		Kakinada Infrastructure Holding Private Limited (KIHPL)
		Lanco Group Limited (LGL)
		Limak Insaat San. Ve Ticaret A.S. (LISVT)
		Laqshya Media Limited (LMPL)
		M/S G.S. Atwal & Co. (till December 30, 2018)
		Malaysia Airport Holding Berhad (MAHB)
		Malaysia Airports Consultancy Services SDN Bhd (MACS)
		MAHB (Mauritius) Private Limited (MAHB Mauritius)
		Megawide Construction Corporation (MCC)

## Notes to the consolidated financial statements for the year ended March 31, 2020

Sl. No.	Relationship	Name of the parties
		Menzies Aviation Cargo (Hyderabad) Limited, Mauritius (MACHL) (upto November 02, 2018)
		Menzies Aviation India Private Limited (MAIPL)
		Menzies Aviation PLC (UK) (MAPUK)
		Macquarie SBI Infrastructure Investments PTE Limited (MSIF)
		NAPC Limited (NAPC)
		Navabharat Power Private Limited (NBPPL)
		Nepal Electricity Authority (NEA) (till December 30, 2018)
		Odeon Limited (OL)
		Oriental Structures Engineers Private Limited (OSEPL) (till June 01, 2019)
		Oriental Tollways Private Limited (OTPL) (till June 01, 2019)
		PT Dian Swastatika Sentosa Tbk (PT Dian)
		PT Sinar Mas Cakrawala
		Punj Lloyd Limited
		Reliance Industries Limited (RIL)
		Sterlite Energy Limited (SEL)
		Power And Energy International (Mauritius) Limited
		Tenaga Parking Services (India) Private Limited (TPSIPL)
		Times Innovative Media Limited (TIML)
		Travel Foods Services (Delhi) Private Limited (TFSDPL)
		Tottenham Finance Limited, Mauritius (TFL)
		GMR Infra Services Limited (GISL) w.e.f February 25, 2020
		Veda Infra-Projects (India) Private Limited (VIHIPL)
		Wipro Limited (WL) (till 4th April, 2018)
		Welfare Trust for GMR Group Employees (WTGGE)
		Yalvorin Limited (YL)
(iii)	Enterprises where key management personnel and their relatives exercise significant influence (where transactions have taken place)	GMR Varalakshmi Foundation (GVF)
		Sri Varalakshmi Jute Twine Mills Private Limited
		GMR Family Fund Trust (GFFT)
		GEOKNO India Private Limited (GEOKNO)
		Kakinada Refinery & Petrochemicals Private Limited (KRPL)
		Kirti Timber Private Limited (KTPL)
		GMR Institute of Technology (GIT)
		GMR School of Business (GSB)
		GMR Varalakshmi Care Hospital (GVCH)
		Jetsetgo Aviation Services Private Limited (JASPL)
(iv)	Fellow subsidiary companies (where transactions have taken place)	GMR Holding (Mauritius) Limited (GHML)
		GMR Holdings (Overseas) Limited (GHOL)
		JSW GMR Cricket Private Limited (JGPL)
		Kothavalasa Infraventures Private Limited
		Grandhi Enterprises Private Limited (GREPL)
(v)	Joint ventures / associates / joint operations	GMR Energy Limited (GEL)
		GMR Vemagiri Power Generation Limited (GVPGGL)
		GMR (Badrinath) Hydro Power Generation Private Limited (GBHPL)



## Notes to the consolidated financial statements for the year ended March 31, 2020

Sl. No.	Relationship	Name of the parties
		GMR Kamalanga Energy Limited (GKEL)
		Himtal Hydro Power Company Private Limited (HHPPL) (till December 30, 2018)
		GMR Energy (Mauritius) Limited (GEML)
		GMR Lion Energy Limited (GLEL)
		GMR Upper Karnali Hydropower Limited (GUKPL)
		GMR Consulting Services Limited (GCSPL)
		GMR Bajoli Holi Hydropower Private Limited (GBHHPL)
		Rampia Coal Mine and Energy Private Limited (RCMEPL)
		GMR Chhattisgarh Energy Limited (GCEL) (till June 29, 2019) <sup>1</sup>
		GMR Rajahmundry Energy Limited (GREL)
		GMR Warora Energy Limited (GWEL)
		GMR Maharashtra Energy Limited (GMAEL)
		GMR Bundelkhand Energy Private Limited (GBEPL)
		GMR Rajam Solar Power Private Limited (GRSPPL)
		GMR Gujarat Solar Power Limited (GGSPPL)
		Karnali Transmission Company Private Limited (KTCPL)
		Marsyangdi Transmission Company Private Limited (MTCPL) (till May 26, 2019) <sup>2</sup>
		GMR Indo-Nepal Energy Links Limited (GINELL)
		GMR Indo-Nepal Power Corridors Limited (GINPCL)
		PT Golden Energy Mines Tbk (PTGEMS)
		PT Roundhill Capital Indonesia (RCI)
		PT Borneo Indobara (BIB)
		PT Kuansing Inti Makmur (KIM)
		PT Karya Cemerlang Persada (KCP)
		PT Bungo Bara Utama (BBU)
		PT Bara Harmonis Batang Asam (BHBA)
		PT Berkat Nusantara Permai (BNP)
		PT Tanjung Belit Bara Utama (TBBU)
		PT Trisula Kencana Sakti (TKS)
		PT Era Mitra Selaras (EMS)
		PT Wahana Rimba (WRL)
		PT Berkat Satria Abadi (BSA)
		GEMS Trading Resources Pte Limited (GEMSCR)
		PT Karya Mining Solution (KMS)
		PT Kuansing Inti Sejahtera (KIS)
		PT Bungo Bara Makmur (BBM)
		PT GEMS Energy Indonesia (PTGEI)
		PT Dwikarya Sejati Utma (PTDSU)
		PT Duta Sarana Internusa (PTDSI)
		PT Unsoco (Unsoco)
		PT Barasentosa Lestari (BSL)
		Laqshya Hyderabad Airport Media Private Limited (Laqshya)

## Notes to the consolidated financial statements for the year ended March 31, 2020

Sl. No.	Relationship	Name of the parties
		Delhi Aviation Services Private Limited (DASPL)
		Travel Food Services (Delhi Terminal 3) Private Limited (TFS)
		Delhi Duty Free Services Private Limited (DDFS)
		Delhi Aviation Fuel Facility Private Limited (DAFF)
		Celebi Delhi Cargo Terminal Management India Private Limited (CDCTM)
		WAISL Limited (WAISL) (till June 26, 2019) <sup>2</sup>
		TIM Delhi Airport Advertising Private Limited (TIM)
		GMR Megawide Cebu Airport Corporation (GMCAC)
		Megawide GISPL Construction Joint Venture (MGCJV)
		Megawide GISPL Construction Joint Venture Inc. (MGCJV INC.)
		Limak GMR Joint Venture (JV)
		GMR Tenaga Operations and Maintenance Private Limited (GTOMPL)
		Mactan Travel Retail Group Corp. (MTRGC)
		SSP-Mactan Cebu Corporation (SMCC)
		DIGI Yatra Foundation (DIGI)
		International Airport Of Heraklion, Crete Sa (Crete)
		GMR Mining & Energy Private Limited (GMEL) (Till December 26, 2019) <sup>3</sup>
		GIL SIL JV
		GMR OSE Hungund Hospet Highways Private Limited (GOSEHHHPL) (till June 01, 2019) <sup>1</sup>
(vi)	Key management personnel and their relatives (where transaction has taken place)	Mr. G.M. Rao (Non-executive Chairman)
		Mrs. G Varalakshmi (Relative)
		Mr. G.B.S. Raju (Director)
		Mr. Grandhi Kiran Kumar (Managing Director & CEO)
		Mr. Srinivas Bommidala (Director)
		Mrs. B. Ramadevi (Relative)
		Mrs Grandhi Satyavathi Smitha (Relative)
		Mr. B.V. Nageswara Rao (Director)
		Mr. Venkat Ramana Tangirala (Company Secretary)
		Mr. R S S L N Bhaskarudu (Independent Director)
		Mr. N C Sarabeswaran (Independent Director)
		Mr. S Sandilya (Independent Director)
		Mr. S Rajagopal (Independent Director)
		Mr. C.R. Muralidharan (Independent Director)
		Mrs. V. Siva Kameswari (Independent Director)
		Mr. Madhva Bhimacharya Terdal (Executive Director- Strategic Initiatives w.e.f August 8, 2019)
		Mr. Saurabh Chawla (Group Chief Financial Officer)

**Notes :**

1. Ceased to be an associate during the year ended March 31, 2020.
2. Ceased to be a joint venture during the year ended March 31, 2020.
3. Ceased to be an associate and became a subsidiary during the year ended March 31, 2020.

## Notes to the consolidated financial statements for the year ended March 31, 2020

## b. Transactions during the year :

(₹ in crore)

Nature of Transaction	Holding Company	Joint Ventures	Associates	Fellow subsidiary	Enterprise where key managerial personnel or their relatives exercise significant influence	Shareholders having substantial interest / enterprises exercising significant influence over the subsidiaries or joint ventures or associates	Key Management Personnel and their Relatives
<b>Transactions during the year</b>							
Revenue from operations							
2020	-	820.40	450.11	-	6.63	69.68	-
2019	-	926.57	413.61	0.77	11.38	79.93	-
Other Income							
2020	-	31.90	-	-	0.02	15.36	-
2019	-	0.02	0.01	-	-	-	-
Finance income							
2020	5.03	74.33	9.54	-	0.04	-	-
2019	1.02	37.33	11.05	-	0.01	-	-
Dividend income received from							
2020	-	113.89	9.50	-	-	-	-
2019	-	207.79	10.61	-	-	-	-
Airport service charges / operator fees							
2020	-	-	-	-	-	103.80	-
2019	-	-	-	-	-	114.90	-
Revenue share paid / payable to concessionaire grantors							
2020	-	-	-	-	-	1,848.67	-
2019	-	-	-	-	-	1,652.78	-
Purchase of traded goods (Gross) including open access charges paid / recovered net.							
2020	-	172.45	0.72	-	-	-	-
2019	-	789.99	145.34	-	-	-	-
Lease expenses							
2020	-	-	-	-	0.15	-	0.27
2019	-	-	-	0.12	0.19	-	0.25
Conversion of CCPS into equity shares							
2020	-	-	-	-	-	45.48	-
2019	-	-	-	-	-	-	-

## Notes to the consolidated financial statements for the year ended March 31, 2020

**b. Transactions during the year :**

(₹ in crore)

Nature of Transaction	Holding Company	Joint Ventures	Associates	Fellow subsidiary	Enterprise where key managerial personnel or their relatives exercise significant influence	Shareholders having substantial interest / enterprises exercising significant influence over the subsidiaries or joint ventures or associates	Key Management Personnel and their Relatives
Managerial remuneration							
2020	-	-	-	-	-	-	27.83
2019	-	-	-	-	-	-	31.08
Directors' sitting fees							
2020	-	-	-	-	-	-	0.94
2019	-	-	-	-	-	-	0.74
Logo fees							
2020	3.27	-	-	-	-	-	-
2019	1.85	-	-	-	-	-	-
Sub-Contracting expenses							
2020	-	-	-	-	-	5.98	-
2019	-	-	-	-	-	11.56	-
Legal and professional fees							
2020	-	0.17	-	-	7.97	1.80	-
2019	-	1.16	-	-	6.61	11.16	-
Other expenses							
2020	-	51.98	0.02	0.06	0.52	7.33	1.05
2019	1.31	10.94	-	0.50	0.17	6.36	0.46
Marketing fund billed							
2020	-	14.03	1.34	-	-	-	-
2019	-	12.55	1.14	-	-	-	-
Marketing fund utilised							
2020	-	7.17	0.30	-	-	-	-
2019	-	7.37	0.90	-	-	-	-
Reimbursement of expenses incurred on behalf of the Group							
2020	-	0.23	0.45	-	-	-	-
2019	-	0.31	0.17	-	0.83	-	-
Expenses incurred by the Group on behalf of / expenses recovered by the Group							

## Notes to the consolidated financial statements for the year ended March 31, 2020

## b. Transactions during the year :

(₹ in crore)

Nature of Transaction	Holding Company	Joint Ventures	Associates	Fellow subsidiary	Enterprise where key managerial personnel or their relatives exercise significant influence	Shareholders having substantial interest / enterprises exercising significant influence over the subsidiaries or joint ventures or associates	Key Management Personnel and their Relatives	
	2020	-	42.27	28.02	-	0.07	26.42	-
	2019	0.16	52.02	26.16	-	1.33	25.22	-
Provision for doubtful loans credit impaired								
	2020	-	20.49	-	-	-	-	-
	2019	-	55.36	-	-	-	-	-
Donation/ CSR expenditure								
	2020	-	-	-	-	19.19	-	-
	2019	-	-	-	-	14.03	-	-
Finance cost								
	2020	7.05	40.61	6.27	0.15	0.56	-	-
	2019	5.33	36.93	4.49	0.20	0.53	3.31	-
Depreciation of ROU								
	2020	-	-	-	1.64	0.49	-	2.29
	2019	-	-	-	-	-	-	-
Finance cost lease liability								
	2020	-	-	-	0.26	0.11	-	0.36
	2019	-	-	-	-	-	-	-
Release of pledged shares against the loan taken by a subsidiary								
	2020	-	-	-	-	-	-	-
	2019	-	-	-	-	-	-	-
Corporate guarantees/ comfort letters extinguished on behalf of								
	2020	-	1,412.21	3,156.75	-	-	-	-
	2019	-	-	-	-	-	-	-
Corporate guarantees/ comfort letters taken by the Group on behalf of its bank against loan taken								
	2020	-	225.60	-	-	-	-	-
	2019	-	-	-	-	-	-	-
Investment in shares of								
	2020	-	260.52	-	-	-	-	-

## Notes to the consolidated financial statements for the year ended March 31, 2020

**b. Transactions during the year :**

(₹ in crore)

Nature of Transaction	Holding Company	Joint Ventures	Associates	Fellow subsidiary	Enterprise where key managerial personnel or their relatives exercise significant influence	Shareholders having substantial interest / enterprises exercising significant influence over the subsidiaries or joint ventures or associates	Key Management Personnel and their Relatives
2019	-	17.81	-	-	-	-	-
Sale of investment in equity share of							
2020	-	1.30	-	-	-	-	-
2019	-	-	-	-	-	-	-
Loans / advances repaid by							
2020	190.00	71.15	0.36	-	-	6.80	-
2019	373.40	89.71	4.37	-	-	-	-
Loans / advances given to							
2020	689.29	344.63	-	-	-	208.25	-
2019	2.40	287.61	-	3.38	4.61	-	-
Borrowings taken during the year							
2020	456.38	-	59.00	-	0.53	-	-
2019	185.80	40.00	-	180.02	1.34	-	-
Borrowings repaid during the year							
2020	525.18	66.28	-	96.36	-	-	-
2019	117.00	101.19	-	83.67	1.42	0.37	-
Sale of property, plant and equipment							
2020	-	-	-	-	-	-	-
2019	-	-	-	-	-	-	-
Purchase of property, plant and equipment							
2020	-	-	-	-	-	-	-
2019	-	-	-	-	0.28	-	-
Security deposits received from concessionaires / customers							
2020	-	-	7.22	-	-	-	-
2019	-	40.00	23.72	-	-	-	-
Security deposits repaid to concessionaires / customers							
2020	-	-	-	-	-	-	-
2019	-	1.51	-	-	-	-	-
Security deposits given							
2020	-	-	-	-	-	-	-

## Notes to the consolidated financial statements for the year ended March 31, 2020

## b. Transactions during the year :

(₹ in crore)

Nature of Transaction	Holding Company	Joint Ventures	Associates	Fellow subsidiary	Enterprise where key managerial personnel or their relatives exercise significant influence	Shareholders having substantial interest / enterprises exercising significant influence over the subsidiaries or joint ventures or associates	Key Management Personnel and their Relatives
2019	-	-	-	1.04	-	-	-
Security deposits refunded							
2020	-	-	-	-	-	-	-
2019	-	-	-	-	26.92	-	-
Capital advances given/(received back)							
2020	(50.00)	-	-	-	-	158.24	-
2019	-	-	-	-	-	206.69	-
Equity dividend paid by subsidiaries / joint ventures / associates to							
2020	-	-	-	-	-	34.97	-
2019	-	-	-	-	-	55.94	-
Preference dividend paid by subsidiaries							
2020	-	-	-	-	-	-	-
2019	-	-	-	-	-	1.80	-
Capitalised in capital work in progress							
2020	-	-	0.03	-	-	0.02	-
2019	-	-	0.01	-	-	1.47	-

## Notes to the consolidated financial statements for the year ended March 31, 2020

### (c) Balances Outstanding as at end the year: -

(₹ in crore)

Nature of Transaction	Holding Company	Joint Ventures	Associates	Fellow subsidiary	Enterprise where key managerial personnel or their relatives exercise significant influence	Shareholders having substantial interest / enterprises exercising significant influence over the subsidiaries or joint ventures or associates	Key Management Personnel and their Relatives
Right of Use							
2020	-	-	-	1.78	-	-	2.48
2019	-	-	-	-	-	-	-
Investment in Debentures/ Preference Shares							
2020	-	-	-	-	-	142.00	-
2019	-	-	-	-	-	100.00	-
Capital advances							
2020	-	-	-	-	-	364.93	-
2019	50.00	-	-	-	-	206.69	-
Advances other than capital advances							
2020	-	-	-	-	0.30	-	-
2019	-	-	27.25	-	0.30	-	-
Security deposits receivable							
2020	-	-	-	1.12	1.97	-	0.03
2019	-	-	-	1.02	4.28	-	0.11
Trade receivable							
2020	0.01	115.69	6.56	-	2.43	5.09	-
2019	-	100.34	12.32	-	3.54	2.98	-
Provision for doubtful loans credit impaired							
2020	-	233.00	-	-	-	-	-
2019	-	270.17	-	-	-	-	-
Non trade receivable							
2020	-	1.92	0.52	-	0.12	4.35	-
2019	-	1.38	134.54	-	-	2.12	-
Unbilled revenue							
2020	-	40.27	38.75	-	-	1.93	-
2019	-	39.37	43.50	-	0.06	1.18	-
Other receivables							
2020	-	0.47	0.20	-	-	-	-
2019	-	2.15	-	-	0.09	-	-
Loans							



## Notes to the consolidated financial statements for the year ended March 31, 2020

(₹ in crore)

Nature of Transaction	Holding Company	Joint Ventures	Associates	Fellow subsidiary	Enterprise where key managerial personnel or their relatives exercise significant influence	Shareholders having substantial interest / enterprises exercising significant influence over the subsidiaries or joint ventures or associates	Key Management Personnel and their Relatives	
	2020	501.99	540.91	-	3.46	4.61	208.25	-
	2019	2.40	274.17	2.94	3.38	4.61	6.80	-
Interest accrued on loans given								
	2020	4.17	65.98	-	-	-	0.64	-
	2019	-	19.92	-	-	-	-	-
Trade payables								
	2020	2.38	214.30	3.19	0.27	0.30	156.16	0.05
	2019	2.76	280.37	2.47	0.22	2.30	66.10	0.07
Security deposits from concessionaires / customers at amortised cost								
	2020	-	207.22	54.99	-	2.47	-	-
	2019	-	161.96	42.34	-	-	-	-
Unearned / deferred revenue								
	2020	-	179.38	118.83	-	0.04	-	-
	2019	-	220.11	127.52	-	-	-	-
Non trade payables / other liabilities								
	2020	2.07	1.14	-	-	0.66	-	-
	2019	0.44	1.04	3.39	-	0.40	0.24	-
Provision for loss in an associate								
	2020	-	-	339.26	-	-	-	-
	2019	-	-	615.36	-	-	-	-
Advance from customers								
	2020	-	28.25	5.63	-	-	-	-
	2019	-	9.78	-	-	-	-	-
Accrued interest on borrowings								
	2020	-	6.29	-	-	0.56	-	-
	2019	-	13.74	-	-	-	-	-
Borrowings								
	2020	-	16.20	59.00	-	4.64	315.05	-
	2019	68.80	82.48	-	96.36	4.11	315.05	-
Lease Liability - Non current								
	2020	-	-	-	1.84	-	-	0.78
	2019	-	-	-	-	-	-	-

## Notes to the consolidated financial statements for the year ended March 31, 2020

(₹ in crore)

Nature of Transaction	Holding Company	Joint Ventures	Associates	Fellow subsidiary	Enterprise where key managerial personnel or their relatives exercise significant influence	Shareholders having substantial interest / enterprises exercising significant influence over the subsidiaries or joint ventures or associates	Key Management Personnel and their Relatives
Lease Liability - Current							
2020	-	-	-	-	-	-	2.17
2019	-	-	-	-	-	-	-
Liability for CCPS							
2020	-	5.79	-	-	-	-	-
2019	-	5.23	-	-	-	-	-
Outstanding corporate guarantees availed from							
2020	-	4,108.75	2,353.20	-	-	-	-
2019	-	5,295.36	5,509.95	-	-	-	-
Outstanding bank guarantees given on behalf of							
2020	-	-	-	-	1.30	-	-
2019	-	-	-	-	1.30	-	-

**Notes :**

- The Group has provided securities by way of pledge of investments for loans taken by certain companies.
- Certain Key management personnel have extended personal guarantees as security towards borrowings of the Group and other body corporates. Similarly, GEPL and certain fellow subsidiaries have pledged certain shares held in the Company as security towards the borrowings of the Group
- Remuneration to key managerial personal does not include provision for gratuity, superannuation and premium for personal accidental policy, as the same are determined for the Group as a whole.
- The Group has entered into sub-contract agreements with unincorporated joint ventures formed by the Group and other joint venturer under joint operation arrangements. Such joint ventures are rendering services ultimately to an unrelated party. Accordingly, the transactions entered on account of such sub-contract arrangement with the unincorporated joint ventures have not been disclosed above.

**50. Segment information**

- Operating segments are those components of the business whose operating results are regularly reviewed by the chief operating decision making body in the Group to make decisions for performance assessment, resource allocation and for which information is available discretely. The reporting of segment information is the same as provided to the management for the purpose of the performance assessment and resource allocation to the segments.
- The segment reporting of the Group has been prepared in accordance with Ind AS 108.
- For the purpose of reporting, business segments are primary segments and the geographical segments are secondary segments.
- The reportable segments of the Group comprise of the following:

## Notes to the consolidated financial statements for the year ended March 31, 2020

<b>Segment</b>	<b>Description of activity</b>
Airports	Development and operation of airports
Power	Generation of power and provision of related services and exploration and mining activities
Roads	Development and operation of roadways
EPC	Handling of engineering, procurement and construction solution in the infrastructure sector
Others	Urban Infrastructure and other residual activities

- e) Geographical segments are categorised as 'India' and 'Outside India' and are based on the domicile of the customers.

Notes to the consolidated financial statements for the year ended March 31, 2020

(₹ in crore)

Particulars	Airports		Power		Roads		EPC		Others		Inter Segment and Inter Operations		Unallocated		Total
	Mar 31, 2020	Mar 31, 2019	Mar 31, 2020	Mar 31, 2019	Mar 31, 2020	Mar 31, 2019	Mar 31, 2020	Mar 31, 2019	Mar 31, 2020	Mar 31, 2019	Mar 31, 2020	Mar 31, 2019	Mar 31, 2020	Mar 31, 2019	Mar 31, 2020
<b>Revenue</b>															
Revenue from operations	6,131.49	5,346.71	777.35	593.08	585.20	570.50	859.10	904.85	202.40	160.82	-	-	-	-	8,555.54
Inter segment revenue	59.38	24.92	24.05	24.15	-	-	1.56	2.88	239.30	225.12	(324.29)	(277.07)	-	-	-
<b>Total revenue</b>	<b>6,190.87</b>	<b>5,371.63</b>	<b>801.40</b>	<b>617.23</b>	<b>585.20</b>	<b>570.50</b>	<b>860.66</b>	<b>907.73</b>	<b>441.70</b>	<b>385.94</b>	<b>(324.29)</b>	<b>(277.07)</b>	-	-	<b>8,555.54</b>
Segment result before share of profit/ (loss) of joint venture and associates, exceptional items & tax	538.88	326.63	(5.03)	(109.41)	229.12	292.17	132.33	(46.66)	(72.92)	(131.08)	-	-	-	-	822.38
Share of profit/ (loss) of joint venture and associates	157.01	182.01	(481.73)	(283.38)	-	-	33.98	10.13	2.41	3.35	-	-	-	-	(288.33)
Exceptional item	-	-	(680.91)	(2,212.30)	-	-	-	-	-	-	-	-	-	-	(680.91)
Segment result after share of profit/ (loss) of joint venture and associates, exceptional items & tax	695.89	508.64	(1,167.67)	(2,605.09)	229.12	292.17	166.31	(36.53)	(70.51)	(127.73)	-	-	-	-	(146.86)
<b>Unallocated income/ expense</b>															
Finance cost	-	-	-	-	-	-	-	-	-	-	-	-	(2,206.99)	(1,650.67)	(2,206.99)
Finance income	-	-	-	-	-	-	-	-	-	-	-	-	70.44	65.38	70.44
<b>Loss before tax</b>													<b>(2,136.55)</b>	<b>(1,585.29)</b>	<b>(2,283.41)</b>
Tax credit on continuing operations	-	-	-	-	-	-	-	-	-	-	-	-	84.92	87.42	84.92
(Loss)/Profit after tax from discontinuing operations.	-	-	-	-	-	-	-	-	-	-	-	-	-	-	(3.70)
<b>Loss after tax</b>													<b>(2,051.63)</b>	<b>(1,497.87)</b>	<b>(2,202.19)</b>
<b>Segment assets</b>	<b>27,683.46</b>	<b>21,771.11</b>	<b>6,583.76</b>	<b>7,724.72</b>	<b>3,586.77</b>	<b>3,801.88</b>	<b>1,338.08</b>	<b>1,215.55</b>	<b>4,712.53</b>	<b>3,944.02</b>	-	-	-	-	<b>43,904.60</b>
Loans - Current	-	-	-	-	-	-	-	-	-	-	-	-	887.25	71.80	887.25
Loans - non current	-	-	-	-	-	-	-	-	-	-	-	-	421.10	250.94	421.10
Interest accrued on fixed deposits	-	-	-	-	-	-	-	-	-	-	-	-	5.09	6.89	5.09
Interest accrued on long term investments	-	-	-	-	-	-	-	-	-	-	-	-	26.84	25.22	26.84
Bank balances other than cash and cash equivalents	-	-	-	-	-	-	-	-	-	-	-	-	289.79	675.91	289.79
Deferred tax assets (net)	-	-	-	-	-	-	-	-	-	-	-	-	654.78	342.65	654.78
Income tax assets (net)	-	-	-	-	-	-	-	-	-	-	-	-	275.62	293.99	275.62
Assets classified as held for sale	-	-	-	-	-	-	-	-	-	-	-	-	61.73	28.91	61.73
<b>Total Assets</b>	<b>27,683.46</b>	<b>21,771.11</b>	<b>6,583.76</b>	<b>7,724.72</b>	<b>3,586.77</b>	<b>3,801.88</b>	<b>1,338.08</b>	<b>1,215.55</b>	<b>4,712.53</b>	<b>3,944.02</b>	-	-	<b>2,622.20</b>	<b>1,696.31</b>	<b>46,526.80</b>
															<b>40,153.59</b>

## Notes to the consolidated financial statements for the year ended March 31, 2020

Particulars	Airports		Power		Roads		EPC		Others		Inter Segment and Inter Operations		Unallocated		Total	
	Mar 31, 2020	Mar 31, 2019	Mar 31, 2020	Mar 31, 2019	Mar 31, 2020	Mar 31, 2019	Mar 31, 2020	Mar 31, 2019	Mar 31, 2020	Mar 31, 2019	Mar 31, 2020	Mar 31, 2019	Mar 31, 2020	Mar 31, 2019	Mar 31, 2020	Mar 31, 2019
<b>Segment liabilities</b>	<b>24,189.03</b>	<b>15,861.04</b>	<b>2,563.23</b>	<b>2,864.97</b>	<b>1,042.27</b>	<b>909.70</b>	<b>691.94</b>	<b>775.55</b>	<b>335.74</b>	<b>371.50</b>	-	-	-	-	<b>28,822.21</b>	<b>20,782.76</b>
Borrowings - non current	-	-	-	-	-	-	-	-	-	-	-	-	-	-	11,432.76	12,231.12
Current maturities of long term borrowings	-	-	-	-	-	-	-	-	-	-	-	-	-	-	3,253.24	2,677.15
Borrowings - current	-	-	-	-	-	-	-	-	-	-	-	-	-	-	1,610.95	2,364.99
Interest payable	-	-	-	-	-	-	-	-	-	-	-	-	-	-	798.25	587.36
Liabilities for current tax (net)	-	-	-	-	-	-	-	-	-	-	-	-	-	-	41.71	64.81
Deferred tax liabilities (net)	-	-	-	-	-	-	-	-	-	-	-	-	-	-	225.04	78.11
Financial guarantee contracts	-	-	-	-	-	-	-	-	-	-	-	-	-	-	55.25	65.32
Liabilities directly associated with assets classified as held for sale	-	-	-	-	-	-	-	-	-	-	-	-	-	-	71.50	60.08
<b>Total liabilities</b>	<b>24,189.03</b>	<b>15,861.04</b>	<b>2,563.23</b>	<b>2,864.97</b>	<b>1,042.27</b>	<b>909.70</b>	<b>691.94</b>	<b>775.55</b>	<b>335.74</b>	<b>371.50</b>	-	-	-	<b>17,488.70</b>	<b>18,128.94</b>	<b>46,310.91</b>
<b>Other disclosures:</b>																
Investment in associates and joint ventures	1,309.71	979.81	5,646.42	6,654.95	-	-	56.62	20.40	-	4.78	-	-	-	-	-	7,012.75
Depreciation and amortisation of continued operations	872.93	835.54	3.60	3.49	107.11	90.08	22.25	23.81	58.36	31.04	-	-	-	-	1,064.25	983.96
Material non cash item including impairment, other depreciation and amortisation	21.37	183.41	682.37	2,302.55	0.84	-	0.02	14.03	5.38	100.53	-	-	-	-	709.98	2,600.52
<b>Adjustments and eliminations</b>																

Revenue share paid / payable to concessionaire grantors constitute the major item for computation of segment result.

Current taxes, deferred taxes and certain financial assets and liabilities are not allocated to segments as they are managed on a group basis.

Particulars	Revenue from external customers		Non-current operating assets*	
	Mar 31, 2020	March 31, 2019	March 31, 2020	March 31, 2019
India	8,046.83	7,218.26	19,977.30	16,938.10
Outside India	508.71	357.70	11.67	-
<b>Total</b>	<b>8,555.54</b>	<b>7,575.96</b>	<b>19,988.97</b>	<b>16,938.10</b>

\* There is no single external customer which constitutes 10% of total revenue from external customer.

\*\*Non-current assets for this purpose consist of property, plant and equipment, right of use assets, investment properties and intangible assets, capital work in progress, goodwill and intangible under development."

## Notes to the consolidated financial statements for the year ended March 31, 2020

### 51. Hedging activities and derivatives

#### (a) Derivatives not designated as hedging instruments

The Group uses principal and interest rate swaps, cross currency swap and call spread option to manage some of its transaction exposures. These derivative instruments are not designated as cash flow/fair value hedges and are entered into for periods consistent with foreign currency exposure of the underlying transactions. The Group does not hold or issue derivative financial instruments for trading purposes. All transactions in derivative financial instruments are undertaken to manage risks arising from underlying business activities.

(₹ in crore)

Particulars	March 31, 2020		March 31, 2019	
	Assets	Liabilities	Assets	Liabilities
Principal and interest rate swap	-	-	1.73	-
Call spread option <sup>1</sup>	274.35	-	99.75	-
<b>Total</b>	<b>274.35</b>	<b>-</b>	<b>101.48</b>	<b>-</b>
<b>Classified as :</b>				
Non- current	274.35	-	99.75	-
Current	-	-	1.73	-

1. For call spread options of USD 208.75 million, the USD spot rate is above the USD call option strike price. Accordingly, foreign exchange gain of ₹ 134.29 crores (March 31, 2019; ₹ 79.64 crores) has been adjusted with fixed assets.

As at March 31, 2020, for call spread options of USD 80.00 million, the USD spot rate is above the USD call option strike price. Accordingly, foreign exchange gain of ₹ 51.47 crores (March 31, 2019; ₹ 9.24 crores) has been adjusted with fixed assets.

Mark-to-market loss amounting to ₹ 10.74 crores (March 31 2019; ₹ 8.78 crores) on the above call spread option of USD 288.75 million USD has been adjusted with the fixed assets in addition to the foreign exchange loss of ₹ 185.76 crores (March 31 2019; ₹ 110.16 crores) taken to fixed assets on the underlying loans.

Refer note 3(2)(b)

#### (b) Derivatives designated as hedging instruments

(₹ in crore)

Particulars	March 31, 2020		March 31, 2019	
	Assets	Liabilities	Assets	Liabilities
Call spread options <sup>1</sup>	734.69	-	94.88	-
Cross Currency Swap <sup>2,3</sup>	865.00	-	239.23	-
<b>Total</b>	<b>1,599.69</b>	<b>-</b>	<b>334.11</b>	<b>-</b>
<b>Classified as :</b>				
Non- current	1,599.69	-	334.11	-
Current	-	-	-	-

1. Foreign exchange call spread options measured at fair value through OCI are designated as hedging instruments in cash flow hedges to hedge the USD INR conversion rate volatility with reference to the cash outflows on settlement of its borrowings designated in USD. The fair value of foreign exchange call spread option varies with the changes in foreign exchange rates and repayment of future premium.

As at March 31, 2020, for call spread options of USD 1,022.6 million (March 31 2019 USD 522.60 million), the USD spot rate is above the USD call option strike price. Accordingly foreign exchange gain of ₹ 620.79 crore (March 31 2019; ₹ 120.46 crore) has been adjusted through profit and loss.

2. Cross Currency Swaps (CCS) measured at fair value and designated as hedging instruments in cash flow hedges of the stream of USD cash out flows on interest coupon and principal repayment in relation to issue of 4.25% Senior Secure Notes (SSN) amounting to USD 350 million (i.e. ₹ 2,229.85 crore) currently carried at ₹ 2,648.27 crore (March 31, 2019; ₹ 2,420.42 crore). CCS involve interest rate payments on the two legs in different currencies and exchange of principal at maturity. It can be seen as exchange of payments of two currencies. GHIAL pays fixed interest on the ₹ notional as determined in the swap contract and receives fixed coupon on USD notional. GHIAL pays Rs notional of the swap and receives the USD

## Notes to the consolidated financial statements for the year ended March 31, 2020

Notional of the CCS. Critical terms of the swap contract (tenor and USD/Rs notional) match with the Hedged item i.e. the stream of USD cash out flows, to effectively cover GHIAL from risk of movement in the foreign currency. The SSN have a fixed coupon rate of 4.25% p.a. on total amount of USD 350 million which has been swapped for 8.27% p.a (weighted average of all cross currency swap and coupon rate) on ₹ notional of ₹ 2,229.85 crore (total of all cross currency swap and coupon rate).

3. During the current year, GHIAL has issued 5.375% senior secured notes (2024 SSN) through overseas market equivalent to USD 300 million (i.e. ₹ 2,067.15 crore), currently carried at ₹ 2,269.95 crore. The 2024 SSN were listed on Singapore Stock Exchange on April 10, 2019. The 2024 SSN are repayable after 5 years on April 10, 2024. The proceeds from 2024 SSN is proposed to be utilized for capital expenditure with respect to Airport Activities (as defined in the Concession Agreement) as part of expansion. GHIAL has entered into Call Spread (CS) arrangement in order to hedge principal portion and Coupon Only Swap (COS) in order to protect interest component of 2024 SSN. CS and COS is measured at fair value and are designated as hedging instruments in cash flow hedges of the stream of USD cash out flows on interest coupon and principal repayment in relation to issue of 2024 SSN amounting to USD 300 million. COS involve interest rate payments on the two legs in different currencies and exchange of principal at maturity. GHIAL pays fixed interest on the INR notional as determined in the COS contract and receives fixed coupon on USD notional. Critical terms of the COS and CS contracts (tenor and USD/Rs notional) match with the Hedged Item i.e. the stream of USD cash out flows, to effectively cover GHIAL from risk of movement in the foreign currency. The SSN have a fixed coupon rate of 5.375% p.a. on total amount of USD 300 million which has been swapped for 10.27% p.a. (weighted average of all Call Spread and COS contracts) on ₹ notional of ₹ 2,094.48 crore (total of all Call Spread and COS contracts).

### (c) Financial risk management objectives and policies

In the course of its business, the Group is exposed primarily to fluctuations in foreign currency exchange rates, interest rates, equity prices, liquidity and credit risk, which may adversely impact the fair value of its financial instruments. The Group has a risk management policy which not only covers the foreign exchange risks but also other risks associated with the financial assets and liabilities such as interest rate risks and credit risks. The risk management policy is approved by the Board of Directors. The risk management framework aims to:

- (i) create a stable business planning environment by reducing the impact of currency and interest rate fluctuations on the Group's business plan.
- (ii) achieve greater predictability to earnings by determining the financial value of the expected earnings in advance.

### Market risk

Market risk is the risk of any loss in future earnings, in realisable fair values or in future cash flows that may result from a change in the price of a financial instrument. The value of a financial instrument may change as a result of changes in interest rates, foreign currency exchange rates, liquidity and other market changes. Future specific market movements cannot be normally predicted with reasonable accuracy.

#### (a) Market risk- Interest rate risk

Interest rate risk is the risk that the fair value or future cash flows of a financial instrument will fluctuate because of changes in market interest rates. The Group's exposure to the risk of changes in market interest rates relates primarily to the Group's long-term and short-term debt obligations with floating interest rates.

The Group manages its interest rate risk by having a balanced portfolio of fixed and variable rate loans and borrowings.

#### Interest rate sensitivity

The following table demonstrates the sensitivity to a reasonably possible change in interest rates on that portion of loans and borrowings affected. With all other variables held constant, the Group's profit before tax is affected through the impact on floating rate borrowings, as follows:

(₹ in crore)		
Particulars	March 31, 2020	March 31, 2019
Variable rate borrowings	10,411.39	11,260.62
Fixed rate borrowings	23,914.82	16,319.27
<b>Total borrowings</b>	<b>34,326.21</b>	<b>27,579.89</b>

## Notes to the consolidated financial statements for the year ended March 31, 2020

(₹ in crore)

Particulars	Increase / decrease in basis points	Effect on profit before tax
March 31, 2020		
	+50	(52.06)
	-50	52.06
March 31, 2019		
	+50	(56.30)
	-50	56.30

The assumed movement in basis points for the interest rate sensitivity analysis is based on the currently observable market environment.

### (b) Market risk- Foreign currency risk

The fluctuation in foreign currency exchange rates may have potential impact on the consolidated statement of profit and loss and equity, where any transaction references more than one currency or where assets/liabilities are denominated in a currency other than the functional currency of the respective consolidated entities. Considering the countries and economic environment in which the Group operates, its operations are subject to risks arising from fluctuations in exchange rates in those countries.

The Group has entered into certain derivative contracts which are not designated as hedge. Refer note 51 for details.

#### (i) Foreign currency exposure

The following table demonstrate the unhedged exposure in USD exchange rate as at March 31, 2020 and March 31, 2019. The Group's exposure to foreign currency changes for all other currencies is not material.

(₹ in crore)

Particulars	Currency	March 31, 2020	March 31, 2019
Cash and bank balances	USD	1.30	3.75
Trade receivables	USD	1.58	3.10
Property plant and equipment, capital work in progress, other intangibles, goodwill and intangible under development	USD	0.16	-
Investments	USD	61.04	58.71
Loans and Other assets	USD	5.94	3.86
Trade payables	USD	(1.33)	(2.61)
Borrowings	USD	(67.87)	(75.11)
Other financial and other liabilities	USD	(12.01)	(6.75)
Net assets/(liabilities)	USD	(11.19)	(15.05)
Net assets/(liabilities)	INR	(798.80)	(1,050.11)

#### ii. Foreign currency sensitivity

The following tables demonstrate the sensitivity to a reasonably possible change in USD exchange rates, with all other variables held constant. The impact on the Group's profit before tax is due to changes in the fair value of monetary assets and liabilities. The Group's exposure to foreign currency changes for all other currencies is not material.

(₹ in crore)

Particulars	March 31, 2020	March 31, 2019
	Impact on profit before tax	
<b>USD Sensitivity</b>		
INR/USD- Increase by 5%	(39.94)	(52.51)
INR/USD- Decrease by 5%	39.94	52.51

The sensitivity analysis has been based on the composition of the Group's net financial assets and liabilities as at March 31, 2020 and March 31, 2019. The period end balances are not necessarily representative of the average debt outstanding during the period.



## Notes to the consolidated financial statements for the year ended March 31, 2020

### Credit risk

Credit risk is the risk that counterparty will not meet its obligations under a financial instrument or customer contract, leading to a financial loss. Financial instruments that are subject to credit risk and concentration thereof principally consist of trade receivables, loans receivables, investments, cash and cash equivalents, derivatives and financial guarantees provided by the Group.

The carrying value of financial assets represents the maximum credit risk. The maximum exposure to credit risk was ₹ 15,145.75 crore and ₹ 12,751.60 crore as at March 31, 2020 and March 31, 2019 respectively, being the total carrying value of trade receivables, balances with bank, bank deposits, investments (other than investments in joint ventures and associates) and other financial assets.

Customer credit risk is managed by each business unit subject to the Group's established policy, procedures and control relating to customer credit risk management. An impairment analysis is performed at each reporting date on an individual basis for major clients. The Group does not hold collateral as security.

The Group's exposure to customers is diversified and there is no concentration of credit risk with respect to any particular customer as at March 31, 2020 and March 31, 2019.

With respect to trade receivables / unbilled revenue, the Group has constituted the terms to review the receivables on a periodic basis and to take necessary mitigations, wherever required. The Group creates allowance for all unsecured receivables based on lifetime expected credit loss based on a provision matrix. The provision matrix takes into account historical credit loss experience and is adjusted for forward looking information. The expected credit loss allowance is based on the ageing of the receivables that are due and the rates used in the provision matrix.

Credit risk from balances with bank and financial institutions is managed by the Group's treasury department in accordance with the Group's policy. Investments of surplus funds are made only with approved counterparties and within credit limits assigned to each counterparty. The limits are set to minimise the concentration of risks and therefore mitigate financial loss through counterparty's potential failure to make payments.

In respect of financial guarantees provided by the Group to banks and financial institutions, the maximum exposure which the Group is exposed to is the maximum amount which the Group would have to pay if the guarantee is called upon. Based on the expectation at the end of the reporting period, the Group considers that it is more likely than not that such an amount will not be payable under the guarantees provided.

(₹ in crore)

Particulars	Trade Receivables	Security Deposit	Loans	Non trade receivables
<b>As at April 1, 2018</b>	33.46	0.20	215.41	-
Addition / (deletion) during the year	1.12	-	154.76	-
<b>As at March 31, 2019</b>	<b>34.58</b>	<b>0.20</b>	<b>370.17</b>	-
Addition / (deletion) during the year	2.78	-	(37.17)	5.81
<b>As at March 31, 2020</b>	<b>37.36</b>	<b>0.20</b>	<b>333.00</b>	<b>5.81</b>

### Liquidity risk

Liquidity risk refers to the risk that the Group cannot meet its financial obligations. The objective of liquidity risk management is to maintain sufficient liquidity and ensure that funds are available for use as per requirements. The Group has obtained fund and non-fund based working capital lines from various banks. Furthermore, the Group has access to funds from debt markets through convertible debentures, non-convertible debentures, bonds and other debt instruments. The Group invests its surplus funds in bank fixed deposit and in mutual funds, which carries no or low market risk.

The Group monitors its risk of a shortage of funds on a regular basis. The Group's objective is to maintain a balance between continuity of funding and flexibility through the use of bank overdrafts, bank loans, debentures, preference shares, sale of assets and strategic partnership with investors etc.

The following table shows a maturity analysis of the anticipated cash flows excluding interest and other finance charges obligations for the Group's financial liabilities on an undiscounted basis, which therefore differ from both carrying value and fair value. Floating rate interest is estimated using the prevailing interest rate at the end of the reporting period.

## Notes to the consolidated financial statements for the year ended March 31, 2020

(₹ in crore)

Particulars	0 to 1 year	1 to 5 years	> 5 years	Total
<b>March 31, 2020</b>				
Borrowings (other than convertible preference shares)	7,886.09	12,495.76	14,306.78	34,688.63
Other financial liabilities	4,099.38	505.10	2,666.55	7,271.03
Lease liabilities	10.13	51.12	728.61	789.86
Trade payables	2,261.51	-	-	2,261.51
<b>Total</b>	<b>14,257.11</b>	<b>13,051.98</b>	<b>17,701.94</b>	<b>45,011.03</b>
<b>March 31, 2019</b>				
Borrowings (other than convertible preference shares)	5,961.70	10,037.88	11,958.14	27,957.72
Other financial liabilities	3,876.70	428.11	2,666.76	6,971.57
Trade payables	1,946.29	-	-	1,946.29
<b>Total</b>	<b>11,784.69</b>	<b>10,465.99</b>	<b>14,624.90</b>	<b>36,875.58</b>

(i) The above excludes any financial liabilities arising out of financial guarantee contract as detailed in note 41.

(ii) For range of interest of borrowings, repayment schedule and security details refer note 18 and 23.

### 52. Disclosures on Financial Instruments

This section gives an overview of the significance of financial instruments for the Group and provides additional information on balance sheet items that contain financial instruments.

The details of significant accounting policies, including the criteria for recognition, the basis of measurement and the basis on which income and expenses are recognised in respect of each class of financial asset, financial liability and equity instrument are disclosed in accounting policies, to the financial statements.

#### (a) Financial assets and liabilities

The following tables presents the carrying value and fair value of each category of financial assets and liabilities as at March 31, 2020 and March 31, 2019 (excluding those pertaining to discontinued operations. Refer Note 36).

#### As at March 31, 2020

(₹ in crore)

Particulars	Fair value through consolidated statement of profit or loss	Derivative instruments through consolidated statement of other comprehensive Income	Derivative instruments not in hedging relationship	Amortised cost	Total Carrying value	Total Fair value
<b>Financial assets</b>						
(i) Investments (other than investments in associates and joint ventures)	1,134.05	-	-	1,972.46	3,106.51	3,106.51
(ii) Loans	-	-	-	1,364.71	1,364.71	1,364.71
(iii) Trade receivables	-	-	-	1,533.70	1,533.70	1,533.70
(iv) Cash and cash equivalents	-	-	-	2,859.43	2,859.43	2,859.43
(v) Bank balances other than cash and cash equivalents	-	-	-	1,780.14	1,780.14	1,780.14
(vi) Call spread option	-	734.69	274.35	-	1,009.04	1,009.04
(vii) Cross currency swap	-	865.00	-	-	865.00	865.00
(viii) Other financial assets	-	-	-	2,627.22	2,627.22	2,627.22
<b>Total</b>	<b>1,134.05</b>	<b>1,599.69</b>	<b>274.35</b>	<b>12,137.66</b>	<b>15,145.75</b>	<b>15,145.75</b>
<b>Financial liabilities</b>						

## Notes to the consolidated financial statements for the year ended March 31, 2020

Particulars	Fair value through consolidated statement of profit or loss	Derivative instruments through consolidated statement of other comprehensive Income	Derivative instruments not in hedging relationship	Amortised cost	Total Carrying value	Total Fair value
(i) Borrowings	-	-	-	34,326.21	34,326.21	34,326.21
(ii) Trade payables	-	-	-	2,261.51	2,261.51	2,261.51
(iii) Other financial liabilities	-	-	-	4,808.06	4,808.06	4,808.06
(iv) Lease liabilities	-	-	-	115.37	115.37	115.37
(v) Financial guarantee contracts	-	-	-	55.25	55.25	55.25
<b>Total</b>	<b>-</b>	<b>-</b>	<b>-</b>	<b>41,566.40</b>	<b>41,566.40</b>	<b>41,566.40</b>

As at March 31, 2019

(₹ in crore)

Particulars	Fair value through consolidated statement of profit or loss	Derivative instruments through consolidated statement of other comprehensive Income	Derivative instruments not in hedging relationship	Amortised cost	Total Carrying value	Total Fair value
<b>Financial assets</b>						
(i) Investments (other than investments in associates and joint ventures)	1,193.93	-	-	1,261.54	2,455.47	2,455.47
(ii) Loans	-	-	-	386.61	386.61	386.61
(iii) Trade receivables	-	-	-	1,556.59	1,556.59	1,556.59
(iv) Cash and cash equivalents	-	-	-	918.66	918.66	918.66
(v) Bank balances other than cash and cash equivalents	-	-	-	1,164.99	1,164.99	1,164.99
(vi) Call spread option	-	94.88	99.75	-	194.63	194.63
(vii) Cross currency swap	-	239.23	-	-	239.23	239.23
(viii) Interest rate swap	-	-	1.73	-	1.73	1.73
(ix) Other financial assets	-	-	-	5,833.68	5,833.68	5,833.68
<b>Total</b>	<b>1,193.93</b>	<b>334.11</b>	<b>101.48</b>	<b>11,122.07</b>	<b>12,751.59</b>	<b>12,751.59</b>
<b>Financial liabilities</b>						
(i) Borrowings	-	-	-	27,579.89	27,579.89	27,579.89
(ii) Trade payables	-	-	-	1,946.29	1,946.29	1,946.29
(iii) Other financial liabilities	-	-	-	4,549.21	4,549.21	4,549.21
(iv) Financial guarantee contracts	-	-	-	65.33	65.33	65.33
<b>Total</b>	<b>-</b>	<b>-</b>	<b>-</b>	<b>34,140.72</b>	<b>34,140.72</b>	<b>34,140.72</b>

(i) Investments in mutual fund, overseas fund by foreign subsidiaries, other fund and derivative instruments are mandatorily classified as fair value through consolidated statement of profit and loss and investment in commercial papers are classified at amortised cost.

(ii) As regards the carrying value and fair value of investments in joint ventures and associates, refer note 8(a) and 8(b).

**(b) Fair value hierarchy**

The following table provides an analysis of financial instruments that are measured subsequent to initial recognition at fair value, grouped into Level 1 to Level 3, as described below:

**Quoted prices in an active market (Level 1):** This level of hierarchy includes financial assets that are measured by reference to quoted prices (unadjusted) in active markets for identical assets or liabilities. This category consists of investment in quoted equity shares and mutual and overseas fund investments.

**Valuation techniques with observable inputs (Level 2):** This level of hierarchy includes financial assets and liabilities, measured using inputs other than quoted prices included within Level 1 that are observable for the asset or liability, either directly (i.e., as prices) or indirectly (i.e., derived from prices).

## Notes to the consolidated financial statements for the year ended March 31, 2020

**Valuation techniques with significant unobservable inputs (Level 3):** This level of hierarchy includes financial assets and liabilities measured using inputs that are not based on observable market data (unobservable inputs). Fair values are determined in whole or in part, using a valuation model based on assumptions that are neither supported by prices from observable current market transactions in the same instrument nor are they based on available market data.

### Assets and liabilities measured at fair value

(₹ in crore)

Particulars	Fair value measurements at reporting date using			
	Total	Level 1	Level 2	Level 3
<b>March 31, 2020</b>				
<b>Financial assets</b>				
Investments (other than investments in associates and joint ventures)	1,134.05	1,134.05	-	-
Call spread option	1,009.04	-	1,009.04	-
Cross currency swap	865.00	-	865.00	-
<b>March 31, 2019</b>				
<b>Financial assets</b>				
Investments (other than investments in associates and joint ventures)	1,193.93	1,193.93	-	-
Call spread option	194.63	-	194.63	-
Cross currency swap	239.23	-	239.23	-
Interest rate swap	1.73	-	1.73	-

### Assets for which fair values are disclosed

(₹ in crore)

Particulars	Fair value measurements at reporting date using			
	Total	Level 1	Level 2	Level 3
<b>March 31, 2020</b>				
Investment property	4,823.42	-	-	4,823.42
<b>March 31, 2019</b>				
Investment property	4,354.50	-	-	4,354.50

- (i) Short-term financial assets and liabilities are stated at carrying value which is approximately equal to their fair value.
- (ii) Derivative contracts are fair valued using market observable rates and published prices together with forecasted cash flow information where applicable.
- (iii) The Group enters into derivative financial instruments with various counterparties, principally financial institutions with investment grade credit ratings. Interest rate swaps are valued using valuation techniques, which employs the use of market observable inputs. The most frequently applied valuation techniques include forward pricing and swap models, using present value calculations. The models incorporate various inputs including the credit quality of counterparties, foreign exchange spot and forward rates, yield curves of the respective currencies, currency basis spreads between the respective currencies, interest rate curves and forward rate curves of the underlying commodity.
- (iv) Management uses its best judgement in estimating the fair value of its financial instruments. However, there are inherent limitations in any estimation technique. Therefore, for substantially all financial instruments, the fair value estimates presented above are not necessarily indicative of the amounts that the Group could have realised or paid in sale transactions as of respective dates. As such, fair value of financial instruments subsequent to the reporting dates may be different from the amounts reported at each reporting date.
- (v) There have been no transfers between Level 1, Level 2 and Level 3 for the years ended March 31, 2020 and March 31, 2019.
- (vi) Fair value of mutual funds and overseas funds is determined based on the net asset value of the funds.

### 53. Capital management

The Group's capital management is intended to create value for shareholders by facilitating the meeting of long-term and short-term goals of the Group.

## Notes to the consolidated financial statements for the year ended March 31, 2020

The Group determines the amount of capital required on the basis of annual business plan coupled with long-term and short-term strategic investment and expansion plans. The funding needs are met through equity, cash generated from operations and sale of certain assets, long-term and short-term bank borrowings and issue of non-convertible / convertible debt securities and strategic partnership with investors.

For the purpose of the Group's capital management, capital includes issued equity capital, convertible preference share, share premium and all other equity reserves attributable to the equity holders of the Group.

The Group manages its capital structure and makes adjustments in light of changes in economic conditions and the requirements of the financial covenants. To maintain or adjust the capital structure, the Group may adjust the dividend payment to shareholders, return capital to shareholders or issue new shares. The Group monitors capital using a gearing ratio, which is total debt divided by total capital plus total debt. The Group's policy is to keep the gearing ratio at an optimum level to ensure that the debt related covenant are complied with. Refer note 1.1

(₹ in crore)

Particulars	March 31, 2020	March 31, 2019
Borrowings (refer notes 18 and 23)	34,326.21	27,579.89
Less: Cash & cash equivalents	(2,859.43)	(918.66)
<b>Net debt (i)</b>	<b>31,466.78</b>	<b>26,661.23</b>
<b>Capital components</b>		
Equity share capital	603.59	603.59
Other equity	(3,062.28)	(1,056.72)
Non-controlling interests	2,674.58	1,695.02
<b>Total Capital (ii)</b>	<b>215.89</b>	<b>1,241.89</b>
<b>Capital and borrowings (iii = i + ii)</b>	<b>31,682.67</b>	<b>27,903.12</b>
<b>Gearing ratio (%) (i / iii)</b>	<b>99.32%</b>	<b>95.55%</b>

No changes were made in the objectives, policies or processes for managing capital during the years ended March 31, 2019 and March 31, 2018.

54. With the recent and rapid development of the COVID - 19 outbreak, many countries have implemented travel restrictions. The Group has majority of its subsidiaries, JVs and associates operate in Airport sector, Energy Sector, Highway sectors and Urban Infra sector and with respect to COVID - 19 impact on the business of these entities, management believes while the COVID - 19 may impact the businesses in the short term, it does not anticipate medium to long term risk to the business prospects. Considering the business plans of the investee companies the management does not foresee any material impact on the carrying value at which the aforementioned investments, property plant & equipment, intangible assets, capital work in progress and trade receivables. Accordingly, no adjustments to the carrying value of these assets are considered necessary. Further, the management has made detailed assessment of its liquidity position for the next one year and of the recoverability and carrying values of its assets as at the balance sheet date and has concluded that there are no material adjustments required in the financial results. The impact of the COVID - 19 pandemic might be different from that estimated as at the date of approval of these financial results and the Company will closely monitor any material changes to the future economic conditions.
55. Ministry of Corporate Affairs had published a list of Disqualified Directors in September 2017. As per this list, Mr. Srinivasan Sandilya (director of the Company as at March 31, 2020) was reported as disqualified from being appointed as a director in terms of section 164 (2) of the Companies Act, 2013 for the period from November 1, 2016 to October 31, 2021 pursuant to his directorship of Association Of Indian Automobiles Manufacturers (defaulting company). Consequently, the defaulting company has filed application with the Registrar of Companies (ROC) under Condonation of Delay Scheme, 2018 ('CODS - 2018'). During the year ended March 31, 2019, as confirmed by an email from ROC, his disqualification has been removed in view of Circular No. 16/2017 dated 29-12-2017 after filing of documents under CODS, 2018. However, his name continues in the List of Disqualified Directors published by the Ministry as he was defaulter for non-filing of documents on the date of publication of the said list.
56. Ministry of Corporate Affairs ("MCA") notifies new standard or amendments to the existing standards. There is no such notification which would have been applicable from April 1, 2020.
57. Certain amounts (currency value or percentages) shown in the various tables and paragraphs included in the consolidated financial statements have been rounded off or truncated as deemed appropriate by the management of the Group.
58. Reconciliation of liabilities arising from financing activities pursuant to Ind AS - 7 'Cash Flows'.

## Notes to the consolidated financial statements for the year ended March 31, 2020

(₹ in crore)

Particulars	Fair value measurements at reporting date using			
	Borrowings 2019-20	Interest 2019-20	Borrowings 2018-19	Interest 2018-19
<b>At the beginning of the year</b>	27,573.66	877.03	23,338.78	352.97
Cash flows				
Proceeds from borrowings	9,307.85	-	4,934.10	-
Repayment of borrowings	(4,144.82)	-	1,594.48	-
Finance costs paid	-	(3,451.66)	-	(2,426.68)
Non cash changes				
Interest expense (including interest capitalized)	-	4,203.34	-	3,009.68
Foreign exchange fluctuation	1,480.20		733.25	-
Adjustment for effective interest rate (EIR)	67.49	(67.49)	40.38	(40.38)
Reduction in borrowings on account of sale of subsidiary	-	-	(227.18)	-
Optionally convertible debentures issued against payable to capital creditors	-	-	402.00	-
Others	41.83	35.61	53.19	(18.56)
<b>At the end of the year</b>	<b>34,326.21</b>	<b>1,525.61</b>	<b>27,573.66</b>	<b>877.03</b>

59. Previous year's figures have been regrouped/reclassified, wherever necessary, to conform to the current year's classification.

As per our report of even date

**For Walker Chandiok & Co LLP**

Chartered Accountants

Firm Registration No : 001076N/N500013

**Neeraj Sharma**

Partner

Membership number: 502103

Place: New Delhi

Date: July 30, 2020

**For and on behalf of the Board of Directors  
of GMR Infrastructure Limited**
**G. M. Rao**

Chairman

DIN: 00574243

**Saurabh Chawla**

Chief Financial Officer

Place: New Delhi

Date: July 30, 2020

**Grandhi Kiran Kumar**

Managing Director &amp; Chief Executive Officer

DIN: 00061669

**Venkat Ramana Tangirala**

Company Secretary

Membership Number: A13979

## INDEPENDENT AUDITOR'S REPORT

To the Members of GMR Infrastructure Limited

### Report on the Audit of the Standalone Financial Statements

#### Qualified Opinion

1. We have audited the accompanying standalone financial statements of GMR Infrastructure Limited ('the Company'), which comprise the Balance Sheet as at March 31, 2020, the Statement of Profit and Loss (including Other Comprehensive Income), the Cash Flow Statement and the Statement of Changes in Equity for the year then ended, and a summary of the significant accounting policies and other explanatory information.
2. In our opinion and to the best of our information and according to the explanations given to us, except for the effects/possible effects of the matters described in the Basis for Qualified Opinion section of our report, the aforesaid standalone financial statements give the information required by the Companies Act, 2013 ('Act') in the manner so required and give a true and fair view in conformity with the accounting principles generally accepted in India including Indian Accounting Standards ('Ind AS') specified under section 133 of the Act, of the state of affairs of the Company as at March 31, 2020, and its profit (including other comprehensive income), its cash flows and the changes in equity for the year ended on that date.

#### Basis for Qualified Opinion

3. As stated in Note 5(4) to the accompanying standalone financial statements, the Company has invested in GMR Generation Assets Limited ("GGAL") and GMR Energy Projects Mauritius Limited ("GEPML"), subsidiaries of the Company, which have further invested in step down subsidiaries and joint ventures. Further, the Company together with GGAL and GEPML has investments in GMR Energy Limited ("GEL"), a joint venture of the company, amounting to ₹ 1,897.63 crores and has outstanding loan amounting to ₹ 212.66 crore recoverable from GEL as at March 31, 2020. GEL has further invested in GMR Vemagiri Power Generation Limited ('GVPG') and GMR (Badrinath) Hydro Power Generation Private Limited ('GBHPL'), both subsidiaries of GEL and in GMR Kamalanga Energy Limited ('GKEL'), joint venture of GEL and GGAL has further invested in GMR Rajahmundry Energy Limited ('GREL'), an associate company of GGAL. The aforementioned investments are carried at their respective fair value in the standalone financial statements as per Ind AS 109 - 'Financial Instruments'.

As mentioned in note 5(8), GVPG and GREL have ceased operations due to continued unavailability of adequate supply of natural gas and other factors mentioned in the said note and have been incurring significant losses, including cash losses with consequential erosion of their respective net worth. Further, GREL has entered into a resolution plan with its lenders to restructure its debt obligations during the year ended March 31, 2019. The Company has given certain corporate guarantees for the loans including Cumulative Redeemable Preference Shares ('CRPS') outstanding in GREL amounting to ₹ 2,068.50 crores.

The carrying value of the investment of the Company in GEL, to the

extent of amount invested in GVPG, and the Company's obligations towards the corporate guarantees given for GREL are significantly dependent on the achievement of key assumptions considered in the valuation performed by the external expert particularly with respect to availability of natural gas, future tariff of power generated and realization of claims for losses incurred in earlier periods from the customer as detailed in the aforementioned note. The Company has provided for its investment in full in GREL and the management is confident that no further obligation would arise for the guarantees provided to the lenders against the servicing of sustainable and unsustainable debts.

As mentioned in note 5(7), the proposed sale of equity stake by management of GEL in GKEL during the year ended March 31, 2020 has been put on hold by the buyer subsequent to the year end. The management continues to account the investment in GKEL based on the valuation performed by an external expert using the discounted future cash flows method which is significantly dependent on the achievement of certain assumptions considered in aforementioned valuation including the uncertainty and the final outcome of the litigations as regards claims against GKEL.

Further, as mentioned in note 5(9), GBHPL has stopped the construction of the 300 MW hydro based power plant on Alakananda river, Uttarakhand, since May 07, 2014 on directions of Hon'ble Supreme Court of India ('the Supreme Court'). The carrying value of the investments in GBHPL is significantly dependent upon obtaining requisite approvals from Supreme court, environmental clearances, availability of funding support and achievements of the key assumptions made in the valuation assessment done by an external expert.

Accordingly, owing to the aforementioned uncertainties, we are unable to comment upon adjustments, if any, that may be required to the carrying value of the non-current investment, and any further provisions, if any, required to be made for the said obligations, and the consequential impact on the accompanying Statement.

The opinion expressed by the predecessor auditor in their auditor's report dated May 29, 2019 for the year ended March 31, 2019, was also qualified with respect to the matters pertaining to GVPG and GREL.

4. We conducted our audit in accordance with the Standards on Auditing specified under section 143(10) of the Act. Our responsibilities under those standards are further described in the Auditor's Responsibilities for the Audit of the Financial Statements section of our report. We are independent of the Company in accordance with the Code of Ethics issued by the Institute of Chartered Accountants of India ('ICAI') together with the ethical requirements that are relevant to our audit of the financial statements under the provisions of the Act and the rules thereunder, and we have fulfilled our other ethical responsibilities in accordance with these requirements and the Code of Ethics. We believe that the audit evidence we have obtained is sufficient and appropriate to provide a basis for our qualified opinion.

**Key Audit Matters**

5. Key audit matters are those matters that, in our professional judgment were of most significance in our audit of the standalone financial statements of the current period. These matters were addressed in the context of our audit of the financial statements as a whole, and in forming our opinion thereon, and we do not provide a separate opinion on these matters.
6. In addition to the matters described in the Basis for Qualified Opinion section, we have determined the matters described below to be the key audit matters to be communicated in our report.

Key audit matter	How our audit addressed the key audit matter
<p><b>1. Assessment of going concern basis - (refer note 2.1 to the accompanying standalone financial statements)</b></p>	
<p>The Company has incurred loss before tax amounting to ₹ 1,454.14 crores for the year ended March 31, 2020 and its current liabilities exceeds its current assets by ₹ 2,000.80 crores as at March 31, 2020 with a consequent lower credit rating of some of its borrowings. Further, as disclosed in note 37(c), the Company has financial liabilities of ₹ 4,642.24 crores to be settled within one year from March 31, 2020.</p> <p>While the above factors indicated a need to assess the Company's ability to continue as a going concern, as mentioned in aforesaid note, the Company has taken into consideration the following mitigating factors in its assessment for going concern basis of accounting.</p> <ul style="list-style-type: none"> <li>• Stake sales in certain subsidiaries in the airport sector to the extent of 49% to Aeroport De Paris S.A (ADP). The first tranche of ₹ 5,248.00 crore for 24.99% shares of GMR Airports Limited (GAL) (primarily through buyout of GMR Infra Services Limited (GISL) via primary infusion of equity) had been completed on February 24, 2020. The amount of ₹ 4,565.00 crores towards second and final tranche payment from ADP has been received subsequent to year end (also refer note 44 to the accompanying standalone financial statements).</li> <li>• Sale of certain power entities including GMR Chattisgarh Energy Limited ('GCEL') and reducing debt obligations of the Company.</li> <li>• Additional funds raised at lower rates in airport entities.</li> </ul> <p>Management has prepared future cash flow forecasts taking into cognizance the above developments and performed sensitivity analysis of the key assumptions used therein to assess whether the Company would be able to operate as a going concern for a period of at least 12 months from the date of financial statements, and concluded that the going concern basis of accounting used for preparation of the accompanying financial statements is appropriate with no material uncertainty.</p> <p>We have considered the assessment of management's evaluation of going concern basis of accounting as a key audit matter due to the pervasive impact thereof on the standalone financial statements and the significant judgements and assumptions that are inherently subjective and dependent on future events, involved in preparation of cash flow projections and determination of the overall conclusion by the management.</p>	<p>Our audit procedures included but were not limited to, the following in relation to assessment of appropriateness of going concern basis of accounting:</p> <ul style="list-style-type: none"> <li>• Obtained an understanding of the management's process for identifying all the events or conditions that could impact the Company's ability to continue as a going concern and the process followed to assess the mitigating factors for such events or conditions. Also, obtained an understanding around the methodology adopted and the associated controls implemented by the Company to assess their future business performance to prepare a robust cash flow forecast;</li> <li>• Reconciled the cash flow forecast to the future business plans of the Company as approved by the Board of Directors. These forecasts are largely based on the expected proceeds upon the successful closure of divestment of equity stake in GAL, for which the first and the second tranches were received during the year and subsequent to the year respectively. We have traced the receipts of the second tranche to the bank statements and considered the same for our assessment of the Company's capability to meet its financial obligation falling due within next twelve months;</li> <li>• In order to corroborate management's future business plans and to identify potential contradictory information, we read the minutes of the Board of Directors and discussed the same with the management;</li> <li>• Tested the appropriateness of key assumptions used by the management, including the impact of COVID-19 pandemic on such assumption, that had most material impact in preparation of the cash flow forecast such as expected realization from proceeds on account of divestment of stake in certain entities, realization from various claims in investee entities and evaluation of the expected outflow on account of debt repayments;</li> <li>• Performed independent sensitivity analysis to test the impact of variation on the cash flows due to change in key assumptions.</li> <li>• Assessed the appropriateness and adequacy of the disclosures made in the standalone financial statements in respect of going concern.</li> </ul>



Key audit matter	How our audit addressed the key audit matter
<p><b>2. Revenue recognition and measurement of upfront losses on Long-term construction contracts</b> (refer note 2.2. for the accounting policy and note 35 for disclosures of the accompanying standalone financial statements)</p> <p>For the year ended March 31, 2020, the Company has recognized revenue from Engineering, procurement and construction (EPC) contracts of ₹ 803.46 crores and has accumulated provisions for upfront losses amounting to ₹ 57.96 crores as at March 31, 2020.</p> <p>The Company's revenue primarily arises from construction contracts, which is recognised over a period of time in accordance with the requirements of Ind AS 115, Revenue from Contract with Customers, as further explained in note 2.2 to the accompanying standalone financial statements, and which, by its nature, is complex given the significant judgements involved in the assessment of current and future contractual performance obligations.</p> <p>The Company recognises revenue and margins based on the stage of completion which is determined on the basis of the proportion of value of goods or services transferred as at the Balance Sheet date, relative to the value of goods or services promised under the contract.</p> <p>The recognition of contract revenue, contract costs and the resultant profit/loss therefore rely on the estimates in relation to forecast contract revenue and the total cost. These contract estimates are reviewed by the management on a periodic basis. In doing so, the management is required to exercise judgement in its assessment of the valuation of contract variations and claims and liquidated damages as well as the completeness and accuracy of forecast costs to complete and the ability to deliver contracts within contractually determined timelines. The final contract values can potentially be impacted on account of various factors and are expected to result in varied outcomes. Changes in these judgements, and the related estimates as contracts progress can result in material adjustments to revenue and margins/ onerous obligations.</p> <p>Owing to these factors, we have determined revenue recognition and provision for upfront losses from EPC contracts as a key audit matter for the current year audit.</p>	<p>Our audit procedures for recognition of contract revenue, margin and contract costs, and related receivables and liabilities included, but were not limited to, the following:</p> <ul style="list-style-type: none"> <li>• Evaluated the appropriateness of the Company's accounting policy for revenue recognition from construction contracts in accordance with Ind AS 115, 'Revenue from Contracts with Customers;</li> <li>• Assessed the design and implementation of key controls, over the recognition of contract revenue and margins, and tested the operating effectiveness of these controls;</li> <li>• For a sample of contracts, we have tested the appropriateness of amount recognized as revenue by evaluating key management judgements inherent in the determining forecasted contract revenue and costs to complete that drive the accounting under the percentage of completion method by performing following procedures: <ul style="list-style-type: none"> <li>- reviewed the contract terms and conditions;</li> <li>- evaluated the identification of performance obligation of the contract;</li> <li>- evaluated the appropriateness of management's assessment that performance obligation was satisfied over time and consequent recognition of revenue using percentage of completion method;</li> <li>- obtained an understanding of the assumptions applied in determining the forecasted revenue and cost to complete;</li> <li>- assessed management's estimates of the impact to revenue and budgeted costs arising from scope changes made to the original contracts, claims, disputes and liquidation damages with reference to supporting documents including variation orders and correspondence between the Company and the customers; and</li> </ul> </li> <li>• Assessed the appropriateness and adequacy of disclosures made by the management with respect to revenue recognised during the year in accordance with applicable accounting standards.</li> </ul>
<p><b>3. Fair value measurement of investments in subsidiaries, associates and joint ventures</b> (refer note 2.2 for the accounting policy and note 5 for disclosures of the accompanying standalone financial statements)</p> <p>The Company has determined the fair value of its investments in unquoted equity and preference shares of its subsidiaries, joint ventures and associates as at the year end. Determining the fair value of such unquoted investments requires use of valuation techniques which has been performed by independent valuation experts, applying applicable valuation methodologies. The Company has total investment of ₹ 19,660.56 crore as at March 31, 2020 which constitutes 80.97% of total assets of the Company.</p>	<p>Our audit procedures to assess the reasonableness of fair valuation of investments included the following:</p> <ul style="list-style-type: none"> <li>• Obtained a detailed understanding of the management's process and controls for determining the fair valuation of unquoted equity and preference instruments;</li> <li>• Evaluated the design and tested the operating effectiveness of key controls implemented for fair valuation of the investments;</li> <li>• Obtained the valuation reports of the management's valuation expert and assessed the expert's professional competence, objectivity and capabilities in performing the valuation of the investments;</li> </ul>

Key audit matter	How our audit addressed the key audit matter
<p>The determination of recoverable amounts of the Company’s investments in subsidiaries, associates and joint ventures is dependent on management’s estimates of future cash flows and their judgment with respect to final determination of tariff rates, operational performance of the plants and coal mines, life extension plans, availability and market prices of gas, coal and other fuels, restructuring of loans etc. in case of investments in entities in the energy business and estimation of passenger and vehicle traffic and rates and favourable outcomes of litigations etc. in the airport and expressway business. Fair value of investment in SEZ sector, as disclosed in note 5 and note 37, is determined based on available data for similar immovable property/investment or observable market prices less incremental cost for disposing off the immovable properties/investments.</p> <p>As described in note 44, in the current year ended March 31, 2020, the Company has entered into stake sale in certain subsidiaries in airport sector to the extent of 49% to Aeroports De Paris S.A (ADP). The first tranche of ₹ 5,248.00 crore for 24.99% shares of GMR Airports Limited (GAL) (primarily through buyout of GMR Infra Services Limited (GISL) via primary infusion of equity) had been completed on February 24, 2020. The amount of ₹ 4,565.00 crores towards second and final tranche of payment from ADP has been received subsequent to year end. The management has presented the assets covered under the second tranche of this transaction as “Assets held for sale” as per Ind AS 105, Non-current assets held for sale and discontinued operations.</p> <p>Owing to the uncertainty of forecasting and discounting future cash flows, being inherently subjective, the level of management’s judgement involved in determining the underlying assumptions used in the valuation models and the significance of the Company’s investments as at March 31, 2020 including the stake sale transaction entered into during the year, we have considered this as a key audit matter.</p> <p>In addition to the above, considering the following matters to be fundamental to the understanding of the financial statements, we draw attention to:</p> <ol style="list-style-type: none"> <li>a. Note 47 of the accompanying financial statements which describes the uncertainties due to the outbreak of Covid-19 pandemic and management’s evaluation of the impact on the investments carried at fair value in the standalone financial statements of the Company as at the balance sheet date.</li> <li>b. Note 5(4), 5(5) and 5(6) in relation to the investment made by the Company in GEL amounting to ₹ 1,897.63 crore as at March 31, 2020. The recoverability of such investment is further dependent upon various claims, counter claims and other receivables from customers of GMR Warora Energy Limited (‘GWEL’), a subsidiary of GEL which is pending settlement / realization as on March 31, 2020, and certain other key assumptions considered in the valuation performed by an external expert, including capacity utilization of plant in future years and renewal of Power Purchase Agreement with one its customers which has expired in June 2020.</li> </ol> <p>The above claims also include recovery of transmission charges from Maharashtra State Electricity Distribution Company Limited (‘MSEDCL’) by GWEL, based on the order from the Appellate Tribunal for Electricity (‘APTEL’) (‘the Order’) dated May 8, 2015 as described in aforesaid note.</p>	<ul style="list-style-type: none"> <li>• Assessed the appropriateness of the valuation methodology used for the fair valuation computation;</li> <li>• Carried out an assessment of forecasts of future cash flows prepared by the management across various sectors and business of the investee companies which involved, evaluating the key assumptions including the discount rate and comparing the estimates to externally available industry, economic and financial data and assessed the impact of COVID-19 outbreak on these assumptions with the support of our auditor’s expert and assessed the appropriateness of the aforesaid key assumptions;</li> <li>• Engaged in discussions with the management on the performance of the Company’s investments as compared to previous year in order to evaluate whether the inputs and assumptions used in the cash flow forecasts were suitable;</li> <li>• Discussed the significant ongoing litigations in the investee companies which had a material impact to ascertain the appropriateness of the outcome considered in the respective valuation models</li> <li>• Understood the events subsequent to the balance sheet date in regard to the stake sale of the Company in GAL and evaluated management’s assessment of whether such events are adjusting or non-adjusting events in accordance with Ind AS 10 to ascertain the impact on the carrying value of the investments as at balance sheet date;</li> <li>• Tested the arithmetical accuracy of the computations done in accordance with the valuation models;</li> <li>• Ensured the appropriateness and adequacy of the related disclosures in the standalone Ind AS financial statements in accordance with the accounting standards.</li> </ul>

Key audit matter	How our audit addressed the key audit matter
<p>The management of the Company, based on its internal assessment, legal opinion, certain interim favourable regulatory orders and valuations, is of the view that the carrying value of the aforesaid investment of the Company in GEL, taking into account the matters described above in relation to the investments made by GEL in its aforementioned subsidiaries, is appropriate and accordingly, no adjustments to the aforesaid balance have been made in the accompanying standalone financial statements for the year ended March 31, 2020.</p> <p>c. Note 44 of the accompanying standalone financial statements with respect to the decline in fair value of Company's investment in equity shares of GAL subsequent to the year end. The said event has been considered as a non-adjusting event in accordance with the principles of Ind AS 10 'Events after the Reporting Period' and accordingly Company's investments in equity Shares of GAL classified as held for sale and as Investments in equity shares are being carried at the fair values determined based on conditions that existed as at March 31, 2020.</p>	

#### Information other than the Financial Statements and Auditor's Report thereon

7. The Company's Board of Directors is responsible for the other information. The other information comprises the information included in the Management

Discussion and Analysis, Report on Corporate Governance, Directors' Report etc., but does not include the standalone financial statements and our auditor's report thereon. These reports are expected to be made available to us after the date of this auditor's report.

Our opinion on the standalone financial statements does not cover the other information and we will not express any form of assurance conclusion thereon.

In connection with our audit of the standalone financial statements, our responsibility is to read the other information identified above when it becomes available and, in doing so, consider whether the other information is materially inconsistent with the financial statements or our knowledge obtained in the audit or otherwise appears to be materially misstated.

When we read these reports, if we conclude that there is a material misstatement therein, we are required to communicate the matter to those charged with governance.

#### Responsibilities of Management and Those Charged with Governance for the Standalone Financial Statements

8. The accompanying standalone financial statements have been approved by the Company's Board of Directors. The Company's Board

of Directors is responsible for the matters stated in section 134(5) of the Act with respect to the preparation of these standalone financial statements that give a true and fair view of the financial position, financial performance including other comprehensive income, changes in equity and cash flows of the Company in accordance with the accounting principles generally accepted in India, including the Ind AS specified under section 133 of the Act. This responsibility also includes maintenance of adequate accounting records in accordance with the provisions of the Act for safeguarding of the assets of the Company and for preventing and detecting frauds and other irregularities; selection and application of appropriate accounting policies; making judgments and estimates that are reasonable and prudent; and design, implementation and maintenance of adequate internal financial controls, that were operating effectively for ensuring the accuracy and completeness of the accounting records, relevant to the preparation and presentation of the financial statements that give a true and fair view and are free from material misstatement, whether due to fraud or error.

9. In preparing the financial statements, management is responsible for assessing the Company's ability to continue as a going concern, disclosing, as applicable, matters related to going concern and using the going concern basis of accounting unless management either

intends to liquidate the Company or to cease operations, or has no realistic alternative but to do so.

10. Those Board of Directors is also responsible for overseeing the Company's financial reporting process.

**Auditor's Responsibilities for the Audit of the Financial Statements**

11. Our objectives are to obtain reasonable assurance about whether the financial statements as a whole are free from material misstatement, whether due to fraud or error, and to issue an auditor's report that includes our opinion. Reasonable assurance is a high level of assurance, but is not a guarantee that an audit conducted in accordance with Standards on Auditing will always detect a material misstatement when it exists. Misstatements can arise from fraud or error and are considered material if, individually or in the aggregate, they could reasonably be expected to influence the economic decisions of users taken on the basis of these financial statements.
12. As part of an audit in accordance with Standards on Auditing, we exercise professional judgment and maintain professional skepticism throughout the audit. We also:
  - Identify and assess the risks of material misstatement of the financial statements, whether due to fraud or error, design and perform audit procedures responsive to those risks, and obtain audit evidence that is sufficient and appropriate to provide a basis for our opinion. The risk of not detecting a material misstatement resulting from fraud is higher than for one resulting from error, as fraud may involve collusion, forgery, intentional omissions, misrepresentations, or the override of internal control;
  - Obtain an understanding of internal control relevant to the audit in order to design audit procedures that are appropriate in the circumstances. Under section 143(3)(i) of the Act, we are also responsible for expressing our opinion on whether the Company has adequate internal financial controls with reference to financial statements in place and the operating effectiveness of such controls;
  - Evaluate the appropriateness of accounting policies used and the reasonableness of accounting estimates and related disclosures made by management;
  - Conclude on the appropriateness of management's use of the going concern basis of accounting and, based on the audit evidence obtained, whether a material uncertainty exists related to events or conditions that may cast significant doubt on the Company's ability to continue as a going concern. If we conclude that a material uncertainty exists, we are required to draw attention in our auditor's report to the related disclosures in the financial statements or, if such disclosures are inadequate, to modify our opinion. Our conclusions are based

on the audit evidence obtained up to the date of our auditor's report. However, future events or conditions may cause the Company to cease to continue as a going concern;

- Evaluate the overall presentation, structure and content of the financial statements, including the disclosures, and whether the financial statements represent the underlying transactions and events in a manner that achieves fair presentation;
13. We communicate with those charged with governance regarding, among other matters, the planned scope and timing of the audit and significant audit findings, including any significant deficiencies in internal control that we identify during our audit.
  14. We also provide those charged with governance with a statement that we have complied with relevant ethical requirements regarding independence, and to communicate with them all relationships and other matters that may reasonably be thought to bear on our independence, and where applicable, related safeguards.
  15. From the matters communicated with those charged with governance, we determine those matters that were of most significance in the audit of the financial statements of the current period and are therefore the key audit matters. We describe these matters in our auditor's report unless law or regulation precludes public disclosure about the matter or when, in extremely rare circumstances, we determine that a matter should not be communicated in our report because the adverse consequences of doing so would reasonably be expected to outweigh the public interest benefits of such communication.

**Other Matter**

16. The standalone financial statements of the Company for the year ended March 31, 2019 were audited by the predecessor auditor, S. R. Batliboi & Associates LLP, who have expressed a qualified opinion on those standalone financial statements vide their audit report dated May 29, 2019.

**Report on Other Legal and Regulatory Requirements**

17. As required by section 197(16) of the Act, based on our audit, we report that the Company has paid remuneration to its directors during the year in accordance with the provisions of and limits laid down under section 197 read with Schedule V to the Act.
18. As required by the Companies (Auditor's Report) Order, 2016 ('the Order') issued by the Central Government of India in terms of section 143(11) of the Act, we give in the Annexure I a statement on the matters specified in paragraphs 3 and 4 of the Order.
19. Further to our comments in Annexure I, as required by section 143(3) of the Act, based on our audit, we report, to the extent applicable, that:
  - a) we have sought and except for the matters described in the Basis for Qualified Opinion section, obtained all the information

and explanations which to the best of our knowledge and belief were necessary for the purpose of our audit of the accompanying standalone financial statements;

- b) except for the effects/possible effects of the matters described in the Basis for Qualified Opinion section, in our opinion, proper books of account as required by law have been kept by the Company so far as it appears from our examination of those books;
- c) the standalone financial statements dealt with by this report are in agreement with the books of account;
- d) except for the effects/possible effects of the matters described in the Basis for Qualified Opinion section, in our opinion, the aforesaid standalone financial statements comply with Ind AS specified under section 133 of the Act;
- e) the matters described in emphasis of matters reported in S. No. 3(a), 3(b) and 3(c) of the Key audit matters section in paragraph 6 above and paragraph 3 of the Basis for Qualified Opinion section, in our opinion, may have an adverse effect on the functioning of the Company;
- f) on the basis of the written representations received from the directors and taken on record by the Board of Directors, none of the directors is disqualified as on March 31, 2020 from being appointed as a director in terms of section 164(2) of the Act;
- g) the qualification relating to the maintenance of accounts and other matters connected therewith are as stated in the Basis for Qualified Opinion section;
- h) we have also audited the internal financial controls with reference to financial statements of the Company as on March 31, 2020 in conjunction with our audit of the standalone financial statements of the Company for the year ended on that date and our report dated July 30, 2020 as per Annexure II expressed modified opinion; and
- i) with respect to the other matters to be included in the Auditor's Report in accordance with rule 11 of the Companies (Audit and Auditors) Rules, 2014 (as amended), in our opinion and to the best of our information and according to the explanations given to us:
  - i. except for the effects/possible effects of the matters described in paragraph 3 of the Basis for Qualified Opinion section, the standalone financial statements disclose the impact of pending litigations on the standalone financial position of the Company as at March 31, 2020, as detailed in note 36 to the standalone financial statements;
  - ii. except for the effects/possible effects of the matters described in the Basis for Qualified Opinion section, the Company, as detailed in note 35 to the standalone

financial statements, has made provision as at March 31, 2020, as required under the applicable law or Ind AS, for material foreseeable losses, if any, on long-term contracts including derivative contracts;

- iii. there were no amounts which were required to be transferred to the Investor Education and Protection Fund by the Company during the year ended March 31, 2020; and
- iv. the disclosure requirements relating to holdings as well as dealings in specified bank notes were applicable for the period from November 8, 2016 to December 30, 2016, which are not relevant to these standalone financial statements. Hence, reporting under this clause is not applicable.

For **Walker Chandiook & Co LLP**  
Chartered Accountants  
Firm's Registration No.: 001076N/N500013

**Neeraj Sharma**  
Partner  
Membership No.: 502103  
UDIN: 20502103AAAABI6979

Place: New Delhi  
Date: 30 July 2020

**Annexure I to the Independent Auditor's Report of even date to the members of GMR Infrastructure Limited, on the financial statements for the year ended March 31, 2020.**

Based on the audit procedures performed for the purpose of reporting a true and fair view on the financial statements of the Company and taking into consideration the information and explanations given to us and the books of account and other records examined by us in the normal course of audit, and to the best of our knowledge and belief, we report that:

- (i) (a) The Company has maintained proper records showing full particulars, including quantitative details and situation of property, plant and equipment.
- (b) All Property, plant and equipment have not been physically verified by the management during the year, however, there is a regular program of verification once in three year, which, in our opinion, is reasonable having regard to the size of the Company and the nature of its assets. No material discrepancies were noticed on such verification.
- (c) The title deeds of all the immovable properties (which are included under the head 'Property, plant and equipment') are held in the name of the Company.
- (ii) In our opinion, the management has conducted physical verification of inventory at reasonable intervals during the year and no material discrepancies between physical inventory and book records were noticed on physical verification.
- (iii) The Company has not granted any loan, secured or unsecured to companies, firms, Limited Liability Partnerships (LLPs) or other parties covered in the register maintained under Section 189 of the
- (b) The dues outstanding in respect of income-tax, sales-tax, service-tax, duty of customs, duty of excise and value added tax on account of any dispute, are as follows:

**Statement of Disputed Dues**

Name of Statute	Nature of Dues	Amount (₹ in Crore)	Amount paid under Protest (₹ in Crore)	Period to which the amount relates	Forum where dispute is Pending
Finance Act, 1994	Service Tax	36.73	-	October 2007 to June 2013	CESTAT, Bengaluru
Finance Act, 1994	Service Tax	9.00	-	July 2013 to March 2014	Commissioner of Service Tax, Bengaluru
Tamil Nadu Value Added Tax Act, 2006	Value Added Tax	0.67	-	April 2018 to March 2018	Assistant Commissioner (Circle), Poonmallee - Chennai, Tamil Nadu
Telangana Value Added Tax Act, 2005	Value Added Tax	0.17	-	April 2013 to March 2014	Deputy Commissioner, Saroornagar -Hyderabad, Telangana
Income Tax Act, 1961	Income Taxes	209.20	-	A.Y. 2008-09 to 2015-16	Income Tax Appellate Tribunal, Bengaluru
Income Tax Act, 1961	Income Taxes	10.04	-	A.Y 2017-18	Commissioner of Income tax (A), Bengaluru

Act. Accordingly, the provisions of clauses 3(iii)(a), 3(iii)(b) and 3(iii)(c) of the Order are not applicable.

- (iv) In our opinion, the Company has complied with the provisions of Sections 185 and 186 of the Act in respect of loans, investments, guarantees and security.
- (v) In our opinion, the Company has not accepted any deposits within the meaning of Sections 73 to 76 of the Act and the Companies (Acceptance of Deposits) Rules, 2014 (as amended). Accordingly, the provisions of clause 3(v) of the Order are not applicable.
- (vi) We have broadly reviewed the books of account maintained by the Company pursuant to the Rules made by the Central Government for the maintenance of cost records under sub-section (1) of Section 148 of the Act in respect of Company's products/services and are of the opinion that, prima facie, the prescribed accounts and records have been made and maintained. However, we have not made a detailed examination of the cost records with a view to determine whether they are accurate or complete.
- (vii) (a) The Company is regular in depositing undisputed statutory dues including provident fund, employees' state insurance, income tax, sales tax, service tax, duty of customs, duty of excise, value added tax, cess, goods and services tax and other material statutory dues, as applicable, to the appropriate authorities. Further, no undisputed amounts payable in respect thereof were outstanding at the year-end for a period of more than six months from the date they become payable.

- (viii) As at March 31, 2020, the Company has delayed in repayment of dues to debenture-holders which has been made good subsequent to the year end, as listed below;

Particulars	Amount over-due as at March 31, 2020 (₹ in crores)	Period of delay (days)	Remarks
Debentures	53.47	6	The Company in reference with COVID-19 - Regulatory Package notified by RBI submitted an application for moratorium on March 27, 2020 of dues. In absence of any further communication from the debenture holder on the matter, the dues were made good on June 23, 2020.

The Company has no defaults in repayment of loans or borrowings to any financial institution or a bank and any dues payable to debenture holders as at balance sheet date, though during the year, there were certain delays noted in the case of Yes Bank Limited, Life insurance corporation of India and certain debenture holders amounting to ₹ 176.39 crore, ₹ 121.43 crore and ₹ 169.82 crore respectively, ranging from 4 to 26 days which were paid within the same month in which they were due. All of these were made good by the Company before March 31, 2020. The Company does not have any loans or borrowings payable to government.

- (ix) The Company did not raise moneys by way of initial public offer or further public offer (including debt instruments). The term loans obtained during the year have not been utilised by the Company.
- (x) No fraud by the Company or on the company by its officers or employees has been noticed or reported during the period covered by our audit.
- (xi) Managerial remuneration has been paid and / provided by the Company in accordance with the requisite approvals mandated by the provisions of Section 197 of the Act read with Schedule V to the Act.
- (xii) In our opinion, the Company is not a Nidhi Company. Accordingly, provisions of clause 3(xii) of the Order are not applicable.
- (xiii) In our opinion all transactions with the related parties are in compliance with Sections 177 and 188 of Act, where applicable, and the requisite details have been disclosed in the financial statements etc., as required by the applicable Ind AS.
- (xiv) During the year, the Company has not made any preferential allotment or private placement of shares or fully or partly convertible debentures.
- (xv) In our opinion, the Company has not entered into any non-cash transactions with the directors or persons connected with them covered under Section 192 of the Act.
- (xvi) The company is not required to be registered under Section 45-IA of the Reserve Bank of India Act, 1934.

**For Walker Chandiok & Co LLP**

Chartered Accountants

Firm's Registration No.: 001076N/N500013

**Neeraj Sharma**

Partner

Membership No.: 502103

UDIN:20502103AAAABI6979

Place: New Delhi

Date: July 30, 2020

**Annexure II : Independent Auditor's Report on the internal financial controls with reference to financial statements under Clause (i) of Sub-section 3 of Section 143 of the Companies Act, 2013 ('the Act')**

1. In conjunction with our audit of the standalone financial statements of GMR Infrastructure Limited ('the Company') as at and for the year ended March 31, 2020, we have audited the internal financial controls with reference to financial statements of the Company as at that date.

**Responsibilities of Management and Those Charged with Governance for Internal Financial Controls**

2. The Company's Board of Directors is responsible for establishing and maintaining internal financial controls based on the internal financial controls with reference to financial statements criteria established by the Company considering the essential components of internal control stated in the Guidance Note on Audit of Internal Financial Controls over Financial Reporting ('the Guidance Note') issued by the Institute of Chartered Accountants of India (the 'ICAI'). These responsibilities include the design, implementation and maintenance of adequate internal financial controls that were operating effectively for ensuring the orderly and efficient conduct of the Company's business, including adherence to the Company's policies, the safeguarding of its assets, the prevention and detection of frauds and errors, the accuracy and completeness of the accounting records, and the timely preparation of reliable financial information, as required under the Act.

**Auditor's Responsibility for the Audit of the Internal Financial Controls with Reference to Financial Statements**

3. Our responsibility is to express an opinion on the Company's internal financial controls with reference to financial statements based on our audit. We conducted our audit in accordance with the Standards on Auditing issued by the Institute of Chartered Accountants of India ('ICAI') prescribed under Section 143(10) of the Act, to the extent applicable to an audit of internal financial controls with reference to financial statements, and the Guidance Note on Audit of Internal Financial Controls Over Financial Reporting ('the Guidance Note') issued by the ICAI. Those Standards and the Guidance Note require that we comply with ethical requirements and plan and perform the audit to obtain reasonable assurance about whether adequate internal financial controls with reference to financial statements were established and maintained and if such controls operated effectively in all material respects.
4. Our audit involves performing procedures to obtain audit evidence about the adequacy of the internal financial controls with reference to financial statements and their operating effectiveness. Our audit of internal financial controls with reference to financial statements includes obtaining an understanding of such internal financial controls, assessing the risk that a material weakness exists, and testing and evaluating the design and operating effectiveness of internal control based on the assessed risk. The procedures selected depend on the auditor's judgement, including the assessment of the risks of material misstatement of the financial statements, whether due to fraud or error.
5. We believe that the audit evidence we have obtained is sufficient and appropriate to provide a basis for our qualified audit opinion on the Company's internal financial controls with reference to financial statements.

**Meaning of Internal Financial Controls with Reference to Financial Statements**

6. A company's internal financial controls with reference to financial statements is a process designed to provide reasonable assurance regarding the reliability of financial reporting and the preparation of financial statements for external purposes in accordance with generally accepted accounting principles. A company's internal financial controls with reference to financial statements include those policies and procedures that (1) pertain to the maintenance of records that, in reasonable detail, accurately and fairly reflect the transactions and dispositions of the assets of the company; (2) provide reasonable assurance that transactions are recorded as necessary to permit preparation of financial statements in accordance with generally accepted accounting principles, and that receipts and expenditures of the Company are being made only in accordance with authorisations of management and directors of the company; and (3) provide reasonable assurance regarding prevention or timely detection of unauthorised acquisition, use, or disposition of the Company's assets that could have a material effect on the financial statements.

**Inherent Limitations of Internal Financial Controls with Reference to Financial Statements**

7. Because of the inherent limitations of internal financial controls with reference to financial statements, including the possibility of collusion or improper management override of controls, material misstatements due to error or fraud may occur and not be detected. Also, projections of any evaluation of the internal financial controls with reference to financial statements to future periods are subject to the risk that the internal financial controls with reference to financial statements may become inadequate because of changes in conditions, or that the degree of compliance with the policies or procedures may deteriorate.

**Qualified opinion**

8. According to the information and explanations given to us and based on our audit, the following material weaknesses has been identified in the operating effectiveness of the Company's internal financial controls with reference to financial statements as at March 31, 2020:

The Company's internal control system towards estimating the fair value of its investment in certain subsidiaries, associates and joint ventures as more fully explained in note 5(4) to the standalone financial statements were not operating effectively due to uncertainties in the judgments and assumptions made by the Company in such estimations, which could result in the Company not providing for adjustment, if any that may be required to the carrying values of investments and further provisions, if any, required to be made for the obligations on behalf of those entities, and its consequential impact on the accompanying financial statements.

9. A 'material weakness' is a deficiency, or a combination of deficiencies, in internal financial controls with reference to financial statements, such that there is a reasonable possibility that a material misstatement of the Company's annual or interim financial statements will not be prevented or detected on a timely basis.
10. In our opinion, the Company has, in all material respects, adequate internal financial controls with reference to financial statements as at March 31, 2020, based on the internal financial controls with reference to financial statements criteria established by the Company



considering the essential components of internal control stated in the Guidance Note issued by the ICAI, and except for the effects/possible effects of the material weaknesses described above on the achievement of the objectives of the control criteria, the Company's internal financial controls with reference to financial statements were operating effectively as at March 31, 2020.

11. We have considered the material weaknesses identified and reported above in determining the nature, timing, and extent of audit tests applied in our audit of the standalone financial statements of the Company as at and for the year ended March 31, 2020, and the material weaknesses have affected our opinion on the standalone financial statements of the Company and we have issued a Qualified opinion on the standalone financial statements.

**For Walker Chandiok & Co LLP**

Chartered Accountants

Firm's Registration No.: 001076N/N500013

**Neeraj Sharma**

Partner

Membership No.: 502103

UDIN: 20502103AAAABI6979

Place: New Delhi

Date: July 30, 2020

## Standalone Balance Sheet as at March 31, 2020

(₹ in crore)

	Notes	March 31, 2020	March 31, 2019
<b>I ASSETS</b>			
<b>(1) Non-current assets</b>			
(a) Property, plant and equipment	3	132.71	156.84
(b) Intangible assets	4	1.94	1.92
<b>(c) Financial assets</b>			
(i) Investments	5	15,018.66	12,238.91
(ii) Trade receivables	6	109.57	88.64
(iii) Loans	7	1,256.28	1,600.35
(iv) Other financial assets	8	81.24	94.04
(d) Non-current tax assets (net)	10	64.42	48.61
(e) Other non-current assets	9	8.73	8.36
		<b>16,673.55</b>	<b>14,237.67</b>
<b>(2) Current assets</b>			
(a) Inventories	11	98.48	45.08
<b>(b) Financial assets</b>			
(i) Investments	5	98.00	0.01
(ii) Trade receivables	6	538.87	394.74
(iii) Cash and cash equivalents	12(a)	23.26	18.01
(iv) Bank balances other than cash and cash equivalents	12(b)	2.01	6.84
(v) Loans	7	1,137.96	295.42
(vi) Other financial assets	8	863.83	1,061.42
(c) Other current assets	9	96.68	53.43
		<b>2,859.09</b>	<b>1,874.95</b>
<b>(3) Assets classified as held for sale</b>			
	45	4,748.88	6,180.12
<b>Total assets (1 + 2 + 3)</b>		<b>24,281.52</b>	<b>22,292.74</b>
<b>II EQUITY AND LIABILITIES</b>			
<b>(1) Equity</b>			
(a) Equity share capital	13	603.59	603.59
(b) Other equity	14	11,464.15	11,097.56
		<b>12,067.74</b>	<b>11,701.15</b>
<b>Liabilities</b>			
<b>(2) Non-current liabilities</b>			
<b>(a) Financial liabilities</b>			
(i) Borrowings	15	6,341.45	5,233.7
(ii) Other financial liabilities	16	128.72	150.15
(b) Provisions	17	0.89	1.13
(c) Deferred tax liabilities (net)	18	882.84	392.05
(d) Other non-current liabilities	19	-	563.85
		<b>7,353.90</b>	<b>6,340.88</b>
<b>(3) Current liabilities</b>			
<b>(a) Financial liabilities</b>			
(i) Borrowings	15	818.64	943.55
(ii) Trade payables	20	-	-
(a) Total outstanding dues of micro enterprises and small enterprises		32.64	13.94
(b) Total outstanding dues of creditors other than (a) above		519.42	482.05
(iii) Other financial liabilities	16	3,322.14	2526.12
(b) Other current liabilities	19	162.21	249.82
(c) Provisions	17	4.83	4.82
(d) Current tax liabilities (net)		-	5.18
		<b>4,859.88</b>	<b>4,225.48</b>
<b>(4) Liabilities directly associated with the assets classified as held for sale</b>			
	45	-	25.23
<b>Total equity and liabilities (1+2+3+4)</b>		<b>24,281.52</b>	<b>22,292.74</b>
Summary of significant accounting policies	2.2		

The accompanying notes are an integral part of the standalone financial statements.

This is the standalone balance sheet referred to in our report of even date

**For Walker Chandio & Co LLP**  
Chartered Accountants  
ICAI firm registration number: 001076N/ N500013

**Neeraj Sharma**  
Partner  
Membership number: 502103

Place: New Delhi  
Date: July 30, 2020

**For and on behalf of the Board of Directors of  
GMR Infrastructure Limited**

**G M Rao**  
Chairman  
DIN: 00574243

**Saurabh Chawla**  
Chief Financial Officer

Place: New Delhi  
Date: July 30, 2020

**Grandhi Kiran Kumar**  
Managing Director & Chief Executive Officer  
DIN: 00061669

**Venkat Ramana Tangirala**  
Company Secretary  
Membership Number: A13979

## Standalone statement of profit and loss for the year ended March 31, 2020

	Notes	March 31, 2020	March 31, 2019
(₹ in crore)			
<b>I Income</b>			
Revenue from operations	21	803.46	763.04
Other operating income	22	351.64	338.00
Other income	23	7.90	47.86
<b>Total income</b>		<b>1,163.00</b>	<b>1,148.90</b>
<b>II Expenses</b>			
Cost of material consumed	24	360.39	448.17
Sub-contracting expenses		176.03	224.55
Employee benefit expenses	25	40.71	47.29
Finance costs	27	892.93	845.65
Depreciation and amortisation expenses	26	23.52	24.49
Other expenses	28	133.09	125.18
<b>Total expenses</b>		<b>1,626.67</b>	<b>1,715.33</b>
<b>III Loss before exceptional items and tax (I +/- II)</b>		<b>(463.67)</b>	<b>(566.43)</b>
<b>IV Exceptional items</b> - Provision for impairment in carrying value of investments, loans/advances carried at amortised cost	29	990.47	475.96
<b>V Loss before tax</b>		<b>(1,454.14)</b>	<b>(1,042.39)</b>
<b>VI Tax expense:</b>			
(1) Current tax		-	0.09
(2) Taxes in relation to earlier periods		(1.32)	-
(3) Deferred tax		26.30	(8.17)
<b>Total tax expenses</b>	30	<b>24.98</b>	<b>(8.08)</b>
<b>VII Loss for the year (V +/- VI)</b>		<b>(1,479.12)</b>	<b>(1,034.31)</b>
<b>VIII Other comprehensive income</b>			
(A) (i) Items that will not be reclassified to profit or loss	15		
- Re-measurement gains on defined benefit plans		0.04	0.21
- Net gain/(loss) on fair valuation through other comprehensive income ('FVTOCI') of equity securities		2,460.76	(5,623.28)
(ii) Income tax effect		(464.55)	1,307.47
(B) (i) Items that will be reclassified to profit or loss		-	-
(ii) Income tax effect		-	-
<b>Total other comprehensive income for the year</b>		<b>1,996.25</b>	<b>(4,315.60)</b>
<b>IX Total comprehensive income for the year (VII +/- VIII)</b>		<b>517.13</b>	<b>(5,349.91)</b>
<b>X Earnings per equity share</b> (nominal value of share ₹ 1 each):			
Basic and diluted	31	(2.45)	(1.72)
Summary of significant accounting policies	2.2		

The accompanying notes are an integral part of the standalone financial statements.

This is the standalone statement of profit and loss referred to in our report of even date

**For Walker Chandiook & Co LLP**  
Chartered Accountants  
ICAI firm registration number: 001076N/ N500013

**For and on behalf of the Board of Directors of  
GMR Infrastructure Limited**

**Neeraj Sharma**  
Partner  
Membership number: 502103

**G M Rao**  
Chairman  
DIN: 00574243

**Grandhi Kiran Kumar**  
Managing Director & Chief Executive Officer  
DIN: 00061669

**Saurabh Chawla**  
Chief Financial Officer

**Venkat Ramana Tangirala**  
Company Secretary  
Membership Number: A13979

Place: New Delhi  
Date: July 30, 2020

Place: New Delhi  
Date: July 30, 2020

## Standalone statement of changes in equity for the year ended March 31, 2020

a. Equity share capital: Equity shares of Re. 1 each issued, subscribed and fully paid	₹ in crore	
	Number of shares	₹ in crore
At April 1, 2018	6,035,945,275	603.59
Add: Issued during the year	-	-
At March 31, 2019	6,035,945,275	603.59
Add: Issued during the year	-	-
At March 31, 2020	6,035,945,275	603.59

b. Other equity	Attributable to the equity holders										Total other equity
	Equity component of Optionally Convertible Debentures ('OCD') (refer note 14)	Treasury shares (refer note 14)	Fair valuation through other comprehensive income ('FVTOCI') (refer note 14)	General reserve (refer note 14)	Securities premium (refer note 14)	Debt redemption reserve (refer note 14)	Capital reserve (refer note 14)	Retained earnings (refer note 14)	Foreign currency monetary translation difference account ('FCMTR') (refer note 14)	Total other equity	
<b>For the year ended March 31, 2020</b>											
As at April 1, 2019	45.92	(101.54)	677.84	174.56	10,010.98	94.86	141.75	121.50	(68.31)	(1,479.12)	11,097.56
Loss for the year	-	-	1,996.21	-	-	-	-	0.04	-	-	1,996.25
Other comprehensive income (refer note 14)	-	-	1,996.21	-	-	-	-	-	-	(1,479.08)	517.13
<b>Total comprehensive income</b>	-	-	1,996.21	-	-	-	-	-	-	-	(195.39)
Exchange difference on foreign convertible bond ('FCBB') recognised during the year	-	-	-	-	-	-	-	-	-	-	15.31
FCMTR amortisation during the year	-	-	-	-	-	-	-	-	-	-	29.54
Sale of treasury shares/ loss on sale of treasury shares	-	101.54	-	-	-	(35.37)	-	(72.00)	-	-	-
Transfer from Debenture Redemption Reserve	-	-	-	-	-	-	-	35.37	-	-	-
Transfer from Fair valuation through other comprehensive income ('FVTOCI')	-	-	(445.67)	-	-	-	-	445.67	-	-	-
As at March 31, 2020	45.92	-	2,228.38	174.56	10,010.98	59.49	141.75	(948.54)	(248.39)	-	11,464.15
<b>For the year ended March 31, 2019</b>											
As at April 1, 2018	-	(101.54)	4,993.65	174.56	10,010.98	127.20	141.75	1123.26	40.40	-	16,510.26
Loss for the year	-	-	-	-	-	-	-	(1034.31)	-	-	(1,034.31)
Other comprehensive income (refer note 14)	-	-	(4,315.81)	-	-	-	-	0.21	-	-	(4,315.60)
<b>Total comprehensive income</b>	-	-	(4,315.81)	-	-	-	-	(1,034.10)	-	-	(5,349.91)
Exchange difference on foreign convertible bond ('FCBB') recognised during the year	-	-	-	-	-	-	-	-	-	-	(114.50)
FCMTR amortisation during the year	-	-	-	-	-	-	-	-	-	-	5.79
Equity component recognised on OCD's	45.92	-	-	-	-	-	-	-	-	-	4592
Transfer from Debenture Redemption Reserve	-	-	-	-	-	(32.34)	-	-	-	-	-
As at March 31, 2019	45.92	(101.54)	677.84	174.56	10,010.98	94.86	141.75	121.50	(68.31)	-	11,097.56

Summary of significant accounting policies 2.2

The accompanying notes are an integral part of the standalone financial statements.

This is the standalone statement of changes in equity referred to in our report of even date

**For Walker Chandok & Co LLP**  
Chartered Accountants  
ICAI firm registration number: 001076N/ N500013

**Neeraj Sharma**  
Partner  
Membership number: 502103

**G M Rao**  
Chairman  
DIN: 00574243

**Saurabh Chawla**  
Chief Financial Officer

Place: New Delhi  
Date: July 30, 2020

**Venkat Ramana Tangirala**  
Company Secretary  
Membership Number: A13979

**Grandhi Kiran Kumar**  
Managing Director & Chief Executive Officer  
DIN: 00061669

## Standalone statement of cash flows for the year ended March 31, 2020

	(₹ in crore)	
	March 31, 2020	March 31, 2019
<b>CASH FLOW FROM OPERATING ACTIVITIES</b>		
<b>Loss before tax</b>	<b>(1,454.14)</b>	<b>(1,042.39)</b>
<b>Non-cash adjustments to reconcile loss before tax to net cash flows:</b>		
Depreciation and amortisation expenses	23.52	24.49
Fair value (gain) on financial instruments at fair value through profit or loss	-	(0.31)
Exceptional items- Provision for impairment in carrying value of investments, loans/advances carried at amortised cost	990.47	475.96
Bad debts written off/ provision for doubtful debts	4.02	14.03
Net foreign exchange differences (unrealised)	33.94	3.93
Gain on disposal of assets (net)	(1.67)	-
Provision no longer required, written back	(0.71)	(1.85)
(Reversal) /Provision for upfront loss on long term construction cost	(95.05)	109.86
Profit on sale of current investments	(0.92)	(2.02)
Dividend income on current investments (gross) ₹ 4,360 (March 31, 2019: ₹ 14,732)	0.00	0.00
Finance income (including finance income on finance asset measured at amortised cost)	(349.53)	(333.09)
Finance costs	892.93	845.65
<b>Operating profit before working capital changes</b>	<b>42.86</b>	<b>94.26</b>
<b>Working capital adjustments:</b>		
(Increase) in inventories	(53.40)	(6.98)
(Increase) in trade receivables	(169.08)	(380.32)
Decrease in other financial assets	45.15	138.92
(Increase)/ decrease in other assets	(44.35)	19.42
Increase in trade payables	151.83	54.15
(Decrease) in other financial liabilities	(11.84)	-
(Decrease) in provisions	(0.23)	(0.49)
(Decrease)/ increase in other liabilities	(95.71)	546.88
<b>Cash (used in) / from operations</b>	<b>(134.77)</b>	<b>465.84</b>
Direct taxes paid (net of refunds)	(19.67)	(14.02)
<b>Net cash (used in)/ from operating activities</b>	<b>(154.44)</b>	<b>451.82</b>
<b>CASH FLOW FROM INVESTING ACTIVITIES</b>		
Purchase of property, plant and equipment	(0.96)	(37.14)
Proceeds from sale of property, plant and equipment	3.95	-
Purchase of non-current investments	(0.10)	(2,060.00)
Proceeds from sale and redemption of non-current investments	1,206.85	1,869.85
(Purchase) / sale of current investments (net)	(97.07)	28.61
Proceeds from bank deposit (having original maturity of more than three months) (net)	17.63	63.41
Loans given to group companies	(2,951.11)	(2,022.54)
Loans repaid by group companies	1,679.24	2,009.74
Interest received	184.83	223.56
Dividend received [(₹ 4,360 (March 31, 2019: ₹ 14,732)]	0.00	0.00
<b>Net cash from investing activities</b>	<b>43.26</b>	<b>75.49</b>

## Standalone statement of cash flows for the year ended March 31, 2020

	March 31, 2020	March 31, 2019
<b>CASH FLOW FROM FINANCING ACTIVITIES</b>		
Proceeds from long term borrowings	2,493.60	604.44
Repayment of long term borrowings	(1622.51)	(791.54)
Proceeds/ repayment of short term borrowings (net)	(118.68)	169.38
Finance costs paid	(629.75)	(572.99)
<b>Net cash from/(used in) financing activities</b>	<b>122.66</b>	<b>(590.71)</b>
Net increase/(decrease) in cash and cash equivalents	11.48	(63.40)
Cash and cash equivalents at the beginning of the period	11.78	75.18
<b>Cash and cash equivalents at the end of the period</b>	<b>23.26</b>	<b>11.78</b>

(₹ in crore)

	March 31, 2020	March 31, 2019
<b>Component of cash and cash equivalents</b>		
Balances with banks:		
- On current accounts	22.33	17.87
Deposits with original maturity of less than three months	0.90	-
Cash on hand	0.03	0.14
	23.26	18.01
Less: Bank overdraft	-	(6.23)
	<b>23.26</b>	<b>11.78</b>

Summary of significant accounting policies 2.2

The accompanying notes are an integral part of the standalone financial statements.

This is the standalone statement of cash flows referred to in our report of even date

**For Walker Chandio & Co LLP**  
Chartered Accountants  
ICAI firm registration number: 001076N/ N500013

**Neeraj Sharma**  
Partner  
Membership number: 502103

Place: New Delhi  
Date: July 30, 2020

**For and on behalf of the Board of Directors of  
GMR Infrastructure Limited**

**G M Rao**  
Chairman  
DIN: 00574243

**Saurabh Chawla**  
Chief Financial Officer

Place: New Delhi  
Date: July 30, 2020

**Grandhi Kiran Kumar**  
Managing Director & Chief Executive Officer  
DIN: 00061669

**Venkat Ramana Tangirala**  
Company Secretary  
Membership Number: A13979

## Notes to the standalone financial statements for the year ended March 31, 2020

### 1. CORPORATE INFORMATION

GMR Infrastructure Limited ('GIL' or 'the Company') is a public limited Company domiciled in India. The registered office of the Company is located at Naman Centre, Bandra Kurla Complex, Mumbai, India. Its equity shares are listed on National Stock Exchange and Bombay Stock Exchange in India. The Company carries its business in the following business segments:

#### a. Engineering Procurement Construction (EPC)

The Company is engaged in handling EPC solutions in the infrastructure sector.

#### b. Others

The Company's business also comprises of investment activity and corporate support to various infrastructure Special Purpose Vehicles (SPV).

Information on other related party relationships of the Company is provided in Note 33.

Other explanatory information to the standalone financial statement comprises of notes to the financial statements for the year ended March 31, 2020.

The standalone financial statements were approved by the Board of Directors and authorised for issue in accordance with a resolution of the directors on July 30, 2020.

The standalone financial statements comprise the financial statements of the Company and its controlled staff welfare trust. The Company is the sponsoring entity of staff welfare trust. Based on the internal assessment by the management, it believes that the staff welfare trust is an extension arm of the Company. However, the company have consolidated staff welfare trust for part of the year till control existed.

### 2. SIGNIFICANT ACCOUNTING POLICIES

The significant accounting policies applied by the Company in the preparation of its financial statements are listed below. Such accounting policies have been applied consistently to all the periods presented in these financial statements, unless otherwise indicated below:

#### Change in accounting Policies and disclosures:

During the year ended March 31, 2019, the Company had voluntarily changed its accounting policy, as per Ind AS 8, with respect to measurement of investments in subsidiaries, associates and joint ventures at cost as per Ind AS 27 "Separate Financial Statements" to fair value as per Ind AS 109 "Financial instruments".

The Company believes that this change better reflects the value of its investments and therefore provides more relevant information to management, users of financial statements and others.

#### Impact of implementation of new standards/amendments:

Effective April 01, 2019, the Company has adopted Ind AS 116 "Leases" and applied the standard to lease arrangements existing on the date of initial application using the modified retrospective approach with right-of-use asset recognized at an amount equal to the lease liability adjusted for any prepayments/accruals recognized in the balance sheet immediately before the date of initial application. Accordingly, comparatives for the year ended March 31, 2019 have not been retrospectively adjusted.

#### 2.1. BASIS OF PREPARATION

The standalone financial statements of the Company have been prepared in accordance with Indian Accounting Standards (Ind AS) notified under the Companies (Indian Accounting Standards) Rules, 2015 (as amended from time to time).

The standalone financial statements have been prepared on a historical cost basis except for certain financial assets and liabilities (refer accounting policy regarding financial instruments) which have been measured at fair value.

The functional and presentation currency of the Company is Indian Rupee ("₹") which is the currency of the primary economic environment in which the Company operates and all values are rounded to nearest crore except when otherwise indicated.

The Company along with its subsidiaries, associates and joint ventures have incurred losses primarily on account of losses in the energy and highway sector as detailed in note 5(4), 5(10), 5(11) and 5(12) with a consequent erosion of its networth and lower credit ratings for some of its borrowings. Management is taking various initiatives including monetisation of assets, sale of stake in certain assets, raising finances from financial institutions and strategic investors, refinancing of existing debt and other strategic initiatives for reduction of debt. Pursuant to such initiatives, the Group had successfully divested its stake in certain assets in the highway sector, airport sector and energy sector in last few years. Further as detailed in note 44,

## Notes to the standalone financial statements for the year ended March 31, 2020

the management has signed a binding term sheet with certain investors to divest equity stake in GMR Airport Limited ('GAL') on a fully diluted basis for a consideration of ₹ 10,780 crore. The Company has successfully completed the transaction with investor on July 7, 2020 which will enable the Company to meet its financial obligations and its cash flow requirements. Accordingly, the financial statements continue to be prepared on a going concern basis which contemplates realisation of current assets and settlement of current liabilities in an orderly manner.

### 2.2. SUMMARY OF SIGNIFICANT ACCOUNTING POLICIES

#### a. Current versus non-current classification

The Company presents assets and liabilities in the standalone balance sheet based on current/ non-current classification. An asset is treated as current when it is:

- i. Expected to be realised or intended to be sold or consumed in normal operating cycle,
- ii. Held primarily for the purpose of trading,
- iii. Expected to be realised within twelve months after the reporting period, or
- iv. Cash or cash equivalent unless restricted from being exchanged or used to settle a liability for at least twelve months after the reporting period.

All other assets are classified as non-current.

A liability is current when:

- i. It is expected to be settled in normal operating cycle,
- ii. It is held primarily for the purpose of trading,
- iii. It is due to be settled within twelve months after the reporting period, or
- iv. There is no unconditional right to defer the settlement of the liability for at least twelve months after the reporting period.

All other liabilities are classified as non-current.

Deferred tax assets and liabilities are classified as non-current assets and liabilities.

Advance tax paid is classified as non-current assets.

The operating cycle is the time between the acquisition of assets for processing and their realisation in cash and cash equivalents. The Company has identified twelve months as its operating cycle.

#### b. Fair value measurement of financial instruments

The Company measures financial instruments, such as, derivatives at fair value at each balance sheet date using valuation techniques.

Fair value is the price that would be received to sell an asset or paid to transfer a liability in an orderly transaction between market participants at the measurement date. The fair value measurement is based on the presumption that the transaction to sell the asset or transfer the liability takes place either:

- a) In the principal market for the asset or liability, or
- b) In the absence of a principal market, in the most advantageous market for the asset or liability

The principal or the most advantageous market must be accessible by the Company.

The fair value of an asset or a liability is measured using the assumptions that market participants would use when pricing the asset or liability, assuming that market participants act in their economic best interest.

A fair value measurement of a non-financial asset takes into account a market participant's ability to generate economic benefits by using the asset in its highest and best use or by selling it to another market participant that would use the asset in its highest and best use.

The Company uses valuation techniques that are appropriate in the circumstances and for which sufficient data are available to measure fair value, maximising the use of relevant observable inputs and minimising the use of unobservable inputs.

All assets and liabilities for which fair value is measured or disclosed in the standalone financial statements are categorised within the fair value hierarchy, described as follows, based on the lowest level input that is significant to the fair value measurement as a whole:



## Notes to the standalone financial statements for the year ended March 31, 2020

Level 1 – Quoted (unadjusted) market prices in active markets for identical assets or liabilities

Level 2 – Valuation techniques for which the lowest level input that is significant to the fair value measurement is directly or indirectly observable

Level 3 – Valuation techniques for which the lowest level input that is significant to the fair value measurement is unobservable

For assets and liabilities that are recognised in the standalone financial statements on a recurring basis, the Company determines whether transfers have occurred between levels in the hierarchy by re-assessing categorisation (based on the lowest level input that is significant to the fair value measurement as a whole) at the end of each reporting period.

### c. Revenue from contracts with customer

The Company recognises revenue from contracts with customers when it satisfies a performance obligation by transferring promised good or service to a customer. The revenue is recognised to the extent of transaction price allocated to the performance obligation satisfied. Performance obligation is satisfied over time when the transfer of control of asset (good or service) to a customer is done over time and in other cases, performance obligation is satisfied at a point in time. For performance obligation satisfied over time, the revenue recognition is done by measuring the progress towards complete satisfaction of performance obligation. The progress is measured in terms of a proportion of actual cost incurred to-date, to the total estimated cost attributable to the performance obligation.

Transaction price is the amount of consideration to which the Company expects to be entitled in exchange for transferring good or service to a customer excluding amounts collected on behalf of a third party. Variable consideration is estimated using the expected value method or most likely amount as appropriate in a given circumstance. Payment terms agreed with a customer are as per business practice and there is no financing component involved in the transaction price.

Costs to obtain a contract which are incurred regardless of whether the contract was obtained are charged-off in Profit & loss immediately in the period in which such costs are incurred. Incremental costs of obtaining a contract, if any, and costs incurred to fulfil a contract are amortised over the period of execution of the contract in proportion to the progress measured in terms of a proportion of actual cost incurred to-date, to the total estimated cost attributable to the performance obligation.

#### Significant judgments are used in:

1. Determining the revenue to be recognised in case of performance obligation satisfied over a period of time; revenue recognition is done by measuring the progress towards complete satisfaction of performance obligation. The progress is measured in terms of a proportion of actual cost incurred to-date, to the total estimated cost attributable to the performance obligation.
2. Determining the expected losses, which are recognised in the period in which such losses become probable based on the expected total contract cost as at the reporting date.

#### Revenue from operations

Revenue from operation is exclusive of goods and service tax (GST). Revenue includes adjustments made towards liquidated damages and variation wherever applicable. Escalation and other claims, which are not ascertainable/acknowledged by customers are not taken into account.

Revenue from construction/project related activity is recognised as follows:

1. **Cost plus contracts:** Revenue from cost plus contracts is recognized over time and is determined with reference to the extent performance obligations have been satisfied. The amount of transaction price allocated to the performance obligations satisfied represents the recoverable costs incurred during the period plus the margin as agreed with the customer.
2. **Fixed price contracts:** Contract revenue is recognised over time to the extent of performance obligation satisfied and control is transferred to the customer. Contract revenue is recognised at allocable transaction price which represents the cost of work performed on the contract plus proportionate margin, using the percentage of completion method. Percentage of completion is the proportion of cost of work performed to-date, to the total estimated contract costs.

Impairment loss (termed as provision for foreseeable losses in the financial statements) is recognized in profit or loss to the extent the carrying amount of the contract asset exceeds the remaining amount of consideration that the Company expects to receive towards remaining performance obligations (after deducting the costs that relate directly to fulfil such remaining performance obligations). In addition, the Company recognises impairment loss (termed as provision for expected credit loss on contract assets in the financial statements) on account of credit risk in respect of a contract asset using expected credit loss model on similar basis as applicable to trade receivables.

## Notes to the standalone financial statements for the year ended March 31, 2020

### **CONTRACT BALANCES**

#### **Contract assets**

A contract asset is the right to consideration in exchange for goods or services transferred to the customer. If the Company performs by transferring goods or services to a customer before the customer pays consideration or before payment is due, a contract asset is recognised for the earned consideration that is conditional. Contract assets are transferred to receivables when the rights become unconditional and contract liabilities are recognized as and when the performance obligation is satisfied.

#### **Trade receivables**

A receivable represents the Company's right to an amount of consideration that is unconditional (i.e., only the passage of time is required before payment of the consideration is due). Refer to accounting policies of financial assets in section (n) Financial instruments - initial recognition and subsequent measurement.

#### **Contract liabilities**

A contract liability is the obligation to transfer goods or services to a customer for which the Company has received consideration (or an amount of consideration is due) from the customer. If a customer pays consideration before the Company transfers goods or services to the customer, a contract liability is recognised when the payment is made or the payment is due (whichever is earlier). Contract liabilities are recognised as revenue when the Company performs under the contract.

#### **Income from management/ technical services**

Income from management/ technical services is recognised as per the terms of the agreement on the basis of services rendered.

#### **Interest income**

Interest income is recognised on a time proportion basis taking into account the amount outstanding and the rate applicable except the interest income received from customers for delayed payments which are accounted on the basis of reasonable certainty / realisation.

For all debt instruments measured either at amortised cost or at fair value through other comprehensive income, interest income is recorded using the effective interest rate (EIR). EIR is the rate that exactly discounts the estimated future cash payments or receipts over the expected life of the financial instrument or a shorter period, where appropriate, to the gross carrying amount of the financial asset or to the amortised cost of a financial liability. When calculating the effective interest rate, the Company estimates the expected cash flows by considering all the contractual terms of the financial instrument but does not consider the expected credit losses. Interest income is included in finance income in the statement of profit and loss. Interest income is included in other operating income in the statement of profit and loss.

#### **Dividends**

Dividend income is recognised when the Company's right to receive the payment is established, which is generally when shareholders approve the dividend.

### **d. Taxes on income**

#### **Current income tax**

Tax expense for the year comprises current and deferred tax. The tax currently payable is based on taxable profit for the year. Taxable profit differs from net profit as reported in the statement of profit and loss because it excludes items of income or expense that are taxable or deductible in other years and it further excludes items that are never taxable or deductible. Current income tax assets and liabilities are measured at the amount expected to be recovered from or paid to the taxation authorities. The Company's liability for current tax is calculated using the tax rates and tax laws that have been enacted or substantively enacted by the end of the reporting period.

Current income tax relating to items recognised outside profit or loss is recognised outside profit or loss (either in other comprehensive income or in equity). Current tax items are recognised in correlation to the underlying transaction either in OCI or directly in equity. Management periodically evaluates positions taken in the tax returns with respect to situations in which applicable tax regulations are subject to interpretation and establishes provisions where appropriate.

#### **Deferred tax**

Deferred tax is the tax expected to be payable or recoverable on differences between the carrying values of assets and liabilities in the financial statements and the corresponding tax bases used in the computation of the taxable profit and is accounted for using the balance sheet liability model. Deferred tax liabilities are generally recognised for all the taxable temporary differences. In contrast, deferred tax assets are only recognised to the extent that is probable that future taxable profits will be available against which the temporary differences can be utilised.

Deferred tax assets are recognized for all deductible temporary differences, carry forward of unused tax credits and unused tax losses, to the

## Notes to the standalone financial statements for the year ended March 31, 2020

extent that it is probable that taxable profit will be available against which the deductible temporary differences, and the carry forward of unused tax credits and unused tax losses can be utilized.

The carrying amount of deferred tax assets is reviewed at each balance sheet date and reduced to the extent that it is no longer probable that sufficient taxable profit will be available to allow all or part of the deferred tax asset to be utilized.

Deferred tax assets and liabilities are measured at the tax rates that are expected to apply in the year when the asset is realized or the liability is settled, based on tax rates (and tax laws) that have been enacted or substantively enacted at the balance sheet date.

Deferred tax relating to items recognised outside profit or loss is recognised outside profit or loss (either in other comprehensive income or in equity). Deferred tax items are recognised in correlation to the underlying transaction either in OCI or directly in equity.

Deferred tax assets and deferred tax liabilities are offset if a legally enforceable right exists to set off current tax assets against current tax liabilities and the deferred taxes relate to the same taxable entity and the same taxation authority.

Deferred tax assets include Minimum Alternative Tax ('MAT') paid in accordance with the tax laws in India, which is likely to give future economic benefits in the form of availability of set off against future income tax liability. Accordingly, MAT is recognized as deferred tax asset in the balance sheet when the asset can be measured reliably and it is probable that the future economic benefit associated with the asset will be realized.

In the year in which the Company recognises MAT credit as an asset, it is created by way of credit to the statement of profit and loss shown as part of deferred tax asset. The Company reviews the "MAT credit entitlement" asset at each reporting date and writes down the asset to the extent that it is no longer probable that it will pay normal tax during the specified period.

### e. Non-current assets held for sale/ disposal

The Company classifies non-current assets as held for sale/ disposal if their carrying amounts will be recovered principally through a sale rather than through continuing use. Actions required to complete the sale should indicate that it is unlikely that significant changes to the sale will be made or that the decision to sell will be withdrawn. Management must be committed to the sale expected within one year from the date of classification.

The criteria for held for sale classification is regarded met only when the assets or disposal group is available for immediate sale in its present condition, subject only to terms that are usual and customary for sales of such assets, its sale is highly probable; and it will genuinely be sold, not abandoned. The Company treats sale of the asset to be highly probable when:

- a) The appropriate level of management is committed to a plan to sell the asset,
- b) An active programme to locate a buyer and complete the plan has been initiated,
- c) The asset (or disposal group) is being actively marketed for sale at a price that is reasonable in relation to its current fair value,
- d) The sale is expected to qualify for recognition as a completed sale within one year from the date of classification, and
- e) Actions required to complete the plan indicate that it is unlikely that significant changes to the plan will be made or that the plan will be withdrawn.

Non-current assets held for sale are measured at the lower of their carrying amount and the fair value less costs to sell. Assets and liabilities classified as held for sale are presented separately in the standalone balance sheet.

### f. Property, plant and equipment

Freehold land is carried at historical cost and is not depreciated. All other items of property, plant and equipment are stated at historical cost less accumulated depreciation and accumulated impairment losses, if any. Historical cost includes expenditure that is directly attributable to the acquisition of the items.

Subsequent costs are included in the asset's carrying amount or recognised as a separate asset, as appropriate, only when it is probable that future economic benefits associated with the item will flow to the Company and the cost of the item can be measured reliably. The carrying amount of any component accounted for as a separate assets are derecognised when replaced. All other repairs and maintenance are charged to profit and loss during the reporting period in which they are incurred.

The Company identifies and determines cost of each component/ part of the asset separately, if the component/ part has a cost which is significant to the total cost of the asset having useful life that is materially different from that of the remaining asset. These components are depreciated over their useful lives; the remaining asset is depreciated over the life of the principal asset.

## Notes to the standalone financial statements for the year ended March 31, 2020

Depreciation is calculated on a straight-line basis over the estimated useful lives of the assets as follows:

Category of asset*	Estimated useful life
Plant and equipment	4 - 15 years*
Office equipment's	5 years
Furniture and fixtures	10 years
Vehicles	8 - 10 years
Computers	3 years

Leasehold improvements are depreciated over the period of lease or estimated useful life, whichever is lower, on straight line basis.

\*The Company, based on technical assessment made by the technical expert and management estimate, depreciates certain items of plant and equipment over estimated useful lives which are different from the useful life prescribed in Schedule II to the Companies Act, 2013.

Further, the management has estimated the useful lives of asset individually costing ₹ 5,000 or less to be less than one year, whichever is lower than those indicated in Schedule II. The management believes that these estimated useful lives are realistic and reflect fair approximation of the period over which the assets are likely to be used.

The residual values, useful lives and methods of depreciation of property, plant and equipment are reviewed at each financial year end and adjusted prospectively, if appropriate.

An item of property, plant and equipment and any significant part initially recognised is derecognised upon disposal or when no future economic benefits are expected from its use or disposal. Any gain or loss arising on derecognition of the asset (calculated as the difference between the net disposal proceeds and the carrying amount of the asset) is included in the statement of profit and loss when the asset is derecognised.

### g. Intangible assets

Intangible assets acquired separately are measured on initial recognition at cost. Following initial recognition, intangible assets are carried at cost less any accumulated amortisation and accumulated impairment losses, if any.

The useful lives of intangible assets are assessed as either finite or indefinite.

Intangible assets with finite lives are amortised over the useful economic life and assessed for impairment whenever there is an indication that the intangible asset may be impaired. The amortisation period and the amortisation method for an intangible asset with a finite useful life are reviewed at least at the end of each reporting period with the affect of any change in the estimate being accounted for on a prospective basis. Changes in the expected useful life or the expected pattern of consumption of future economic benefits embodied in the asset are considered to modify the amortisation period or method, as appropriate, and are treated as changes in accounting estimates. The amortisation expense on intangible assets with finite lives is recognised in the statement of profit and loss unless such expenditure forms part of carrying value of another asset.

Gains or losses arising from derecognition of an intangible asset are measured as the difference between the net disposal proceeds and the carrying amount of the asset and are recognised in the statement of profit and loss when the asset is derecognised.

A summary of the policies applied to the Company's intangible assets is, as follows:

Intangible assets	Useful lives	Amortisation method used	Internally generated or acquired
Computer software	Definite (6 years)	Straight-line basis	Acquired

### h. Borrowing cost

Borrowing costs consist of interest and other costs that an entity incurs in connection with the borrowing of funds including interest expense calculated using the effective interest method. Borrowing cost also includes exchange differences to the extent regarded as an adjustment to the borrowing costs.

Borrowing costs directly attributable to the acquisition, construction or production of an asset that necessarily takes a substantial period of time to get ready for its intended use or sale are capitalised as part of the cost of the asset until such time as the assets are substantially ready for the intended use or sale. All other borrowing costs are expensed in the period in which they occur.

## Notes to the standalone financial statements for the year ended March 31, 2020

### i. Leases

The determination of whether an arrangement is (or contains) a lease is based on the substance of the arrangement at the inception of the lease. The arrangement is, or contains, a lease if fulfilment of the arrangement is dependent on the use of a specific asset or assets and the arrangement conveys a right to use the asset or assets, even if that right is not explicitly specified in an arrangement.

A lease is classified at the inception date as a finance lease or an operating lease.

#### **The Company as a lessee**

Till previous year, assets acquired on leases where a significant portion of risk and rewards of ownership are retained by the lessor are classified as operating leases. Lease rental are charged to statement of profit and loss on straight-line basis except where scheduled increase in rent compensate the lessor for expected inflationary costs.

For any new contracts entered into on or after April 1, 2019, the Company considers whether a contract is, or contains a lease. A lease is defined as 'a contract, or part of a contract, that conveys the right to use an asset (the underlying asset) for a period of time in exchange for consideration'.

The Company enters into leasing arrangements for various assets. The assessment of the lease is based on several factors, including, but not limited to, transfer of ownership of leased asset at end of lease term, lessee's option to extend/purchase etc.

At lease commencement date, the Company recognises a right-of-use asset and a lease liability on the balance sheet. The right-of-use asset is measured at cost, which is made up of the initial measurement of the lease liability, any initial direct costs incurred by the Company, an estimate of any costs to dismantle and remove the asset at the end of the lease (if any), and any lease payments made in advance of the lease commencement date (net of any incentives received).

The Company depreciates the right-of-use assets on a straight-line basis from the lease commencement date to the earlier of the end of the useful life of the right-of-use asset or the end of the lease term. The Company also assesses the right-of-use asset for impairment when such indicators exist. At lease commencement date, the Company measures the lease liability at the present value of the lease payments unpaid at that date, discounted using the interest rate implicit in the lease if that rate is readily available or the Company's incremental borrowing rate. Lease payments included in the measurement of the lease liability are made up of fixed payments (including in substance fixed payments) and variable payments based on an index or rate. Subsequent to initial measurement, the liability will be reduced for payments made and increased for interest. It is re-measured to reflect any reassessment or modification, or if there are changes in in-substance fixed payments. When the lease liability is re-measured, the corresponding adjustment is reflected in the right-of-use asset. The Company has elected to account for short-term leases using the practical expedients. Instead of recognising a right-of-use asset and lease liability, the payments in relation to these are recognised as an expense in statement of profit and loss on a straight-line basis over the lease term.

#### **The Company as a lessor**

Leases are classified as finance leases when substantially all of the risks and rewards of ownership transfer from the Company to the lessee. Amounts due from lessees under finance leases are recorded as receivables at the Company's net investment in the leases. Finance lease income is allocated to accounting periods so as to reflect a constant periodic rate of return on the net investment outstanding in respect of the lease.

Leases in which the Company does not transfer substantially all the risks and rewards of ownership of an asset are classified as operating leases. Rental income from operating lease is recognised on a straight-line basis over the term of the relevant lease. Initial direct costs incurred in negotiating and arranging an operating lease are added to the carrying amount of the leased asset and recognised over the lease term on the same basis as rental income.

### j. Inventories

Raw materials, components, stores and spares are valued at lower of cost and net realisable value. However, materials and other items held for use in the production of inventories are not written down below cost if the finished products in which they will be incorporated are expected to be sold at or above cost. Cost of raw materials, components and stores and spares is determined on a weighted average basis.

Net realisable value is the estimated selling price in the ordinary course of business, less estimated costs of completion and the estimated costs necessary to make the sale.

Costs incurred that relate to future activities on the contract are recognised as "Contract work in progress".

Contract work in progress comprising construction costs and other directly attributable overheads is valued at lower of cost and net realisable value.

## Notes to the standalone financial statements for the year ended March 31, 2020

### k. Impairment of non-financial assets

As at the end of each accounting year, the Company reviews the carrying amounts of its PPE, investment property, intangible assets to determine whether there is any indication that those assets have suffered an impairment loss. If such indication exists, the said assets are tested for impairment so as to determine the impairment loss, if any. Goodwill and the intangible assets with indefinite life are tested for impairment each year.

Impairment loss is recognised when the carrying amount of an asset exceeds its recoverable amount. Recoverable amount is determined:

- (i) in the case of an individual asset, at the higher of the fair value less costs of disposal and the value in use; and
- (ii) in the case of a cash generating unit (a group of assets that generates identified, independent cash flows), at the higher of the cash generating unit's net fair value less costs of disposal and the value in use.

(The amount of value in use is determined as the present value of estimated future cash flows from the continuing use of an asset and from its disposal at the end of its useful life. For this purpose, the discount rate (pre-tax) is determined based on the weighted average cost of capital of the company suitably adjusted for risks specified to the estimated cash flows of the asset).

For this purpose, a cash generating unit is ascertained as the smallest identifiable group of assets that generates cash inflows that are largely independent of the cash inflows from other assets or groups of assets.

If recoverable amount of an asset (or cash generating unit) is estimated to be less than its carrying amount, such deficit is recognised immediately in the statement of profit and loss as impairment loss and the carrying amount of the asset (or cash generating unit) is reduced to its recoverable amount.

When an impairment loss subsequently reverses, the carrying amount of the asset (or cash generating unit) is increased to the revised estimate of its recoverable amount, but so that the increased carrying amount does not exceed the carrying amount that would have been determined had no impairment loss is recognised for the asset (or cash generating unit) in prior years. A reversal of an impairment loss is recognised immediately in the statement of profit and loss.

### l. Provisions and contingent liabilities

Provisions are recognised when the Company has a present obligation (legal or constructive) as a result of a past event, it is probable that an outflow of resources embodying economic benefits will be required to settle the obligation and a reliable estimate can be made of the amount of the obligation. When the Company expects some or all of a provision to be reimbursed, for example, under an insurance contract, the reimbursement is recognised as a separate asset, but only when the reimbursement is virtually certain. The expense relating to a provision is presented in the statement of profit and loss net of any reimbursement.

If the effect of the time value of money is material, provisions are discounted using a current pre-tax rate that reflects, when appropriate, the risks specific to the liability. When discounting is used, the increase in the provision due to the passage of time is recognised as a finance cost.

A provision for onerous contracts is recognised when the expected benefits to be derived by the Company from a contract are lower than the unavoidable cost of meeting its obligations under the contract. The provision is measured at the present value of the lower of the expected cost of terminating the contract and the expected net cost of continuing with the contract. Before a provision is established, the Company recognises any impairment loss on the assets associated with that contract.

A contingent liability is a possible obligation that arises from past events whose existence will be confirmed by the occurrence or non-occurrence of one or more uncertain future events beyond the control of the Company or a present obligation that is not recognized because it is not probable that an outflow of resources will be required to settle the obligation. A contingent liability also arises in extremely rare cases where there is a liability that cannot be recognized because it cannot be measured reliably. The Company does not recognize a contingent liability but discloses its existence in the standalone financial statements.

Provisions and contingent liability are reviewed at each balance sheet.

### m. Retirement and other employee benefits

Retirement benefit in the form of provident fund, pension fund and superannuation fund are defined contribution schemes. The Company has no obligation, other than the contribution payable. The Company recognizes contribution payable to provident fund, pension fund and superannuation fund as expenditure, when an employee renders the related service. If the contribution payable to the scheme for service received before the balance sheet reporting date exceeds the contribution already paid, the deficit payable to the scheme is recognized as a liability after deducting the contribution already paid. If the contribution already paid exceeds the contribution due for services received before the balance sheet date,

## Notes to the standalone financial statements for the year ended March 31, 2020

then excess is recognized as an asset to the extent that the pre-payment will lead to, for example, a reduction in future payment or a cash refund.

Accumulated leave, which is expected to be utilized within the next twelve months, is treated as short-term employee benefit. The Company measures the expected cost of such absences as the additional amount that it expects to pay as a result of the unused entitlement that has accumulated at the reporting date.

The Company treats accumulated leave expected to be carried forward beyond twelve months, as long-term employee benefit for measurement purposes. Such long-term compensated absences are provided for based on the actuarial valuation using the projected unit credit method at the year-end.

The Company presents the leave as a current liability in the standalone balance sheet, to the extent it does not have an unconditional right to defer its settlement for twelve months after the reporting date.

The cost of providing benefits under the defined benefit plan is determined using the projected unit credit method using actuarial valuation to be carried out at each balance sheet date

In case of funded plans, the fair value of the plan assets is reduced from the gross obligation under the defined benefit plans to recognise the obligation on a net basis.

Re-measurements, comprising of actuarial gains and losses, the effect of the asset ceiling, excluding amounts included in net interest on the net defined benefit liability and the return on plan assets (excluding amounts included in net interest on the net defined benefit liability), are recognised immediately in the standalone balance sheet with a corresponding debit or credit to retained earnings through OCI in the period in which they occur. Re-measurements are not reclassified to profit or loss in subsequent periods.

Past service costs are recognised in profit or loss on the earlier of:

- a. The date of the plan amendment or curtailment, and
- b. The date that the Company recognises related restructuring costs

Net interest is calculated by applying the discount rate to the net defined benefit liability or asset. The Company recognises the following changes in the net defined benefit obligation as an expense in the statement of profit and loss:

- a. Service costs comprising current service costs, past-service costs, gains and losses on curtailments and non-routine settlements; and
- b. Net interest expense or income.

### n. Financial instruments

Financial assets and financial liabilities are recognised when the Company becomes a party to the contract embodying the related financial instruments. All financial assets, financial liabilities and financial guarantee contracts are initially measured at transaction cost and where such values are different from the fair value, at fair value. Transaction costs that are directly attributable to the acquisition or issue of financial assets and financial liabilities (other than financial assets and financial liabilities at fair value through profit and loss) are added to or deducted from the fair value measured on initial recognition of financial asset or financial liability. Transaction costs directly attributable to the acquisition of financial assets and financial liabilities at fair value through profit and loss are immediately recognised in the statement of profit and loss. In case of interest free or concession loans/debentures/preference shares given to subsidiaries, associates and joint ventures, the excess of the actual amount of the loan over initial measure at fair value is accounted as an equity investment. On de-recognition of such financial instruments in its entirety, the difference between the carrying amount measured at the date of de-recognition and the consideration received is adjusted with equity component of the investments.

Pursuant to change in accounting policy as detailed above, the Company has made an irrevocable election to measure investments in equity instruments issued by subsidiaries, associates and joint ventures at Fair Value Through Other Comprehensive Income (FVTOCI). Amounts recognised in OCI are not subsequently reclassified to the statement of profit and loss. Refer note 5 and 37.

Investment in preference shares/debentures of the subsidiaries are treated as equity instruments if the same are convertible into equity shares or are redeemable out of the proceeds of equity instruments issued for the purpose of redemption of such investments. Investment in preference shares/debentures not meeting the aforesaid conditions are classified as debt instruments at amortised cost.

## Notes to the standalone financial statements for the year ended March 31, 2020

### Effective interest method

The effective interest method is a method of calculating the amortised cost of a financial instrument and of allocating interest income or expense over the relevant period. The effective interest rate is the rate that exactly discounts future cash receipts or payments through the expected life of the financial instrument, or where appropriate, a shorter period.

#### (a) Financial assets

##### Financial assets at amortised cost

Financial assets are subsequently measured at amortised cost if these financial assets are held within a business model whose objective is to hold these assets in order to collect contractual cash flows and the contractual terms of the financial asset give rise on specified dates to cash flows that are solely payments of principal and interest on the principal amount outstanding.

##### Financial assets measured at fair value

Financial assets are measured at fair value through other comprehensive income if these financial assets are held within a business model whose objective is to hold these assets in order to collect contractual cash flows or to sell these financial assets and the contractual terms of the financial asset give rise on specified dates to cash flows that are solely payments of principal and interest on the principal amount outstanding.

Financial asset not measured at amortised cost or at fair value through other comprehensive income is carried at fair value through the statement of profit and loss.

For financial assets maturing within one year from the balance sheet date, the carrying amounts approximate fair value due to the short maturity of these instruments.

##### Impairment of financial assets

Loss allowance for expected credit losses is recognised for financial assets measured at amortised cost and fair value through the statement of profit and loss.

The Company recognises impairment loss on trade receivables using expected credit loss model, which involves use of provision matrix constructed on the basis of historical credit loss experience as permitted under Ind AS 109 - Impairment loss on investments.

For financial assets whose credit risk has not significantly increased since initial recognition, loss allowance equal to twelve months expected credit losses is recognised. Loss allowance equal to the lifetime expected credit losses is recognised if the credit risk on the financial instruments has significantly increased since initial recognition.

##### De-recognition of financial assets

The Company de-recognises a financial asset only when the contractual rights to the cash flows from the financial asset expire, or it transfers the financial asset and the transfer qualifies for de-recognition under Ind AS 109.

If the Company neither transfers nor retains substantially all the risks and rewards of ownership and continues to control the transferred asset, the Company recognises its retained interest in the assets and an associated liability for amounts it may have to pay.

If the Company retains substantially all the risks and rewards of ownership of a transferred financial asset, the Company continues to recognise the financial asset and also recognises a collateralised borrowing for the proceeds received.

On de-recognition of a financial asset in its entirety, the difference between the carrying amounts measured at the date of de-recognition and the consideration received is recognised in standalone statement of profit or loss.

For trade and other receivables maturing within one year from the balance sheet date, the carrying amounts approximate fair value due to the short maturity of these instruments.

#### (b) Financial liabilities and equity instruments

##### Classification as debt or equity

Financial liabilities and equity instruments issued by the Company are classified according to the substance of the contractual arrangements entered into and the definitions of a financial liability and an equity instrument.

##### Equity Instruments

An equity instrument is any contract that evidences a residual interest in the assets of the Company after deducting all of its liabilities. Equity instruments are recorded at the proceeds received, net of direct issue costs.



## Notes to the standalone financial statements for the year ended March 31, 2020

### **Financial Liabilities**

Financial liabilities are initially measured at fair value, net of transaction costs, and are subsequently measured at amortised cost, using the effective interest rate method where the time value of money is significant. Interest bearing bank loans, overdrafts and issued debt are initially measured at fair value and are subsequently measured at amortised cost using the effective interest rate method. Any difference between the proceeds (net of transaction costs) and the settlement or redemption of borrowings is recognised over the term of the borrowings in the statement of profit and loss.

For trade and other payables maturing within one year from the balance sheet date, the carrying amounts approximate fair value due to the short maturity of these instruments.

#### **a. Financial guarantee contracts**

Financial guarantee contracts issued by the Company are those contracts that require a payment to be made to reimburse the holder for a loss it incurs because the specified debtor fails to make a payment when due in accordance with the terms of a debt instrument. Financial guarantee contracts are recognised initially as a liability at fair value, adjusted for transaction costs that are directly attributable to the issuance of the guarantee. Subsequently, the liability is measured at the higher of the amount of loss allowance determined as per impairment requirements of Ind AS 109 and the amount recognised less cumulative amortisation.

#### **b. Put Option Liability**

The potential cash payments related to put options issued by the Company over the equity of subsidiary companies to non-controlling interests are accounted for as financial liabilities when such options may only be settled other than by exchange of a fixed amount of cash or another financial asset for a fixed number of shares in the subsidiary. The financial liability for such put option is accounted for under Ind AS 109.

The amount that may become payable under the option on exercise is initially recognised at fair value under other financial liabilities with a corresponding debit to investments.

If the put option is exercised, the entity derecognises the financial liability by discharging the put obligation. In the event that the option expires unexercised, the liability is derecognised with a corresponding adjustment to investment.

#### **c. De-recognition**

A financial liability is derecognised when the obligation under the liability is discharged or cancelled or expires. When an existing financial liability is replaced by another from the same lender on substantially different terms, or the terms of an existing liability are substantially modified, such an exchange or modification is treated as the de-recognition of the original liability and the recognition of a new liability. The difference in the respective carrying amounts is recognised in the statement of profit and loss.

### **Off-setting of financial instruments**

Financial assets and financial liabilities are offset and the net amount is reported in the standalone balance sheet if there is a currently enforceable legal right to offset the recognised amounts and there is an intention to settle on a net basis, to realise the assets and settle the liabilities simultaneously.

#### **o. Derivative financial instruments**

The Company uses derivative financial instruments, such as forward currency contracts to hedge its foreign currency risks. Such derivative financial instruments are initially recognised at fair value on the date on which a derivative contract is entered into and are subsequently re-measured at fair value. Derivatives are carried as financial assets when the fair value is positive and as financial liabilities when the fair value is negative.

#### **p. Convertible preference shares/debentures**

Convertible preference shares/debentures are separated into liability and equity components based on the terms of the contract.

On issuance of the convertible preference shares/debentures, the fair value of the liability component is determined using a market rate for an equivalent non-convertible instrument. This amount is classified as a financial liability measured at amortised cost (net of transaction costs) until it is extinguished on conversion or redemption.

The remainder of the proceeds is allocated to the conversion option that is recognised and included in equity since conversion option meets Ind AS 32 criteria for conversion right. Transaction costs are deducted from equity, net of associated income tax. The carrying amount of the conversion option is not re-measured in subsequent years.

Transaction costs are apportioned between the liability and equity components of the convertible preference shares/debentures based on the allocation of proceeds to the liability and equity components when the instruments are initially recognised.

## Notes to the standalone financial statements for the year ended March 31, 2020

**q. Cash and cash equivalents**

Cash and cash equivalent in the standalone balance sheet comprise cash at banks and on hand and short-term deposits with an original maturity of three months or less, which are subject to an insignificant risk of changes in value.

For the purpose of the statement of cash flows, cash and cash equivalents consist of cash and short-term deposits, as defined above, net of outstanding bank overdrafts as they are considered an integral part of the Company's cash management.

**r. Foreign currencies**

In preparing the financial statements, transactions in the currencies other than the Company's functional currency are recorded at the rates of exchange prevailing on the date of transaction. At the end of each reporting period, monetary items denominated in the foreign currencies are re-translated at the rates prevailing at the end of the reporting period. Non-monetary items carried at fair value that are denominated in foreign currencies are retranslated at the rates prevailing on the date when the fair value was determined. Non-monetary items are measured in terms of historical cost in a foreign currency are not retranslated.

Exchange differences arising on translation of long term foreign currency monetary items recognised in the financial statements before the beginning of the first Ind AS financial reporting period in respect of which the Company has elected to recognise such exchange differences in equity or as part of cost of assets as allowed under Ind AS 101-“First time adoption of Indian Accounting Standard” are recognised directly in equity or added/ deducted to/ from the cost of assets as the case may be. Such exchange differences recognised in equity or as part of cost of assets is recognised in the statement of profit and loss on a systematic basis.

Exchange differences arising on the retranslation or settlement of other monetary items are included in the statement of profit and loss for the period.

**s. Treasury shares**

The Company has created a Staff welfare Trust (“SWT”) for providing staff welfare to its employees. The Company treats SWT as its extension and shares held by SWT are treated as treasury shares. Own equity instruments that are reacquired (treasury shares) are recognised at cost and deducted from equity. No gain or loss is recognised in profit or loss on the purchase, sale, issue or cancellation of the Company's own equity instruments. Any difference between the carrying amount and the consideration, if reissued, is recognised in capital reserve.

**t. Corporate social responsibility (‘CSR’) expenditure**

The Company charges its CSR expenditure during the year to the statement of profit and loss.

**u. Interest in joint operations**

In respect of its interests in joint operations, the Company recognises its share in assets, liabilities, income and expenses line-by-line in the standalone Ind AS financial statements of the entity which is party to such joint arrangement. Interests in joint operations are included in the segments to which they relate.

**v. Earnings per share**

Basic earnings per share is calculated by dividing the net profit or loss for the period attributable to equity shareholders (after deducting attributable taxes) by the weighted average number of equity shares outstanding during the period. The weighted average number of equity shares outstanding during the period is adjusted for events including a bonus issue. For the purpose of calculating diluted earnings per share, the net profit or loss for the period attributable to equity shareholders and the weighted average number of shares outstanding during the period are adjusted for the effects of all dilutive potential equity shares. Potential ordinary shares shall be treated as dilutive when, and only when, their conversion to ordinary shares would decrease earnings per share or increase loss per share from continuing operations.

**w. Exceptional items**

An item of income or expense which due to its size, type or incidence requires disclosure in order to improve an understanding of the performance of the Company is treated as an exceptional item and the same is disclosed in the financial statements.

## Notes to the standalone financial statements for the year ended March 31, 2020

## 3. Property, plant and equipment

(₹ in crore)

Particulars	Freehold land	Leasehold improvements	Plant and equipment	Furniture and fixtures	Office equipment	Vehicles	Computers	Total
<b>Gross block</b>								
<b>As at April 1, 2018</b>	<b>0.08</b>	<b>0.34</b>	<b>147.22</b>	<b>3.46</b>	<b>5.45</b>	<b>4.95</b>	<b>1.56</b>	<b>163.06</b>
Additions	-	-	62.74	0.01	0.15	-	0.35	63.25
Disposals	-	-	-	-	-	0.29	0.10	0.39
<b>As at March 31, 2019</b>	<b>0.08</b>	<b>0.34</b>	<b>209.96</b>	<b>3.47</b>	<b>5.60</b>	<b>4.66</b>	<b>1.81</b>	<b>225.92</b>
Additions	-	-	0.19	-	0.06	0.68	0.25	1.18
Disposals	-	-	8.23	-	-	-	0.01	8.24
<b>As at March 31, 2020</b>	<b>0.08</b>	<b>0.34</b>	<b>201.92</b>	<b>3.47</b>	<b>5.66</b>	<b>5.34</b>	<b>2.05</b>	<b>218.86</b>
<b>Depreciation</b>								
<b>As at April 1, 2018</b>	<b>-</b>	<b>0.34</b>	<b>36.41</b>	<b>1.42</b>	<b>4.15</b>	<b>2.90</b>	<b>0.63</b>	<b>45.85</b>
Charge for the year	-	-	20.96	0.40	0.69	0.76	0.81	23.62
Disposals	-	-	-	-	-	0.29	0.10	0.39
<b>As at March 31, 2019</b>	<b>-</b>	<b>0.34</b>	<b>57.37</b>	<b>1.82</b>	<b>4.84</b>	<b>3.37</b>	<b>1.34</b>	<b>69.08</b>
Charge for the year	-	-	20.84	0.40	0.54	0.56	0.69	23.03
Disposals	-	-	5.96	-	-	-	-	5.96
<b>As at March 31, 2020</b>	<b>-</b>	<b>0.34</b>	<b>72.25</b>	<b>2.22</b>	<b>5.38</b>	<b>3.93</b>	<b>2.03</b>	<b>86.15</b>
<b>Net block</b>								
<b>As at March 31, 2020</b>	<b>0.08</b>	<b>-</b>	<b>129.67</b>	<b>1.25</b>	<b>0.28</b>	<b>1.41</b>	<b>0.02</b>	<b>132.71</b>
<b>As at March 31, 2019</b>	<b>0.08</b>	<b>-</b>	<b>152.59</b>	<b>1.65</b>	<b>0.76</b>	<b>1.29</b>	<b>0.47</b>	<b>156.84</b>

1. Refer note 15 for information on property, plant and equipment pledged as security by the Company.

2. Refer note 36 (iii) for disclosures of contractual commitments for the acquisition of property, plant and equipment.

## 4. Intangible assets

(₹ in crore)

Particulars	Computer Software	Total
<b>Gross block</b>		
<b>As at April 1, 2018</b>	<b>5.44</b>	<b>5.44</b>
Additions	0.64	0.64
<b>As at March 31, 2019</b>	<b>6.08</b>	<b>6.08</b>
Additions	0.51	0.51
<b>As at March 31, 2020</b>	<b>6.59</b>	<b>6.59</b>
<b>Accumulated amortisation</b>		
<b>As at April 1, 2018</b>	<b>3.29</b>	<b>3.29</b>
Charge for the year	0.87	0.87
<b>As at March 31, 2019</b>	<b>4.16</b>	<b>4.16</b>
Charge for the year	0.49	0.49
<b>As at March 31, 2020</b>	<b>4.65</b>	<b>4.65</b>
<b>Net block</b>		
<b>As at March 31, 2020</b>	<b>1.94</b>	<b>1.94</b>
<b>As at March 31, 2019</b>	<b>1.92</b>	<b>1.92</b>

## Notes to the standalone financial statements for the year ended March 31, 2020

### 5. Financial assets - Investments

(₹ in crore)

Particulars	Non-current		Current	
	March 31, 2020	March 31, 2019	March 31, 2020	March 31, 2019
<b>A. Investments measured at Fair Value through Other Comprehensive Income (FVTOCI)</b>				
<b>Unquoted equity shares</b>				
<b>i. Subsidiary companies - Domestic Companies</b>				
GMR Hyderabad International Airport Limited ('GHIAL') [1,000 (March 31, 2019: 1,000) equity shares of ₹ 10 each]	19.55	19.55	-	-
GMR Pochanpalli Expressways Limited ('GPEL') [2,070,000 (March 31, 2019: 2,070,000) equity shares of ₹ 10 each]	-	-	-	-
GMR Ambala Chandigarh Expressways Private Limited ('GACEPL') <sup>1,11</sup> [47,495,280 (March 31, 2019: 47,495,280) equity shares of ₹ 10 each]	-	-	-	-
Delhi International Airport Limited ('DIAL') [200 (March 31, 2019: 200) equity shares of ₹ 10 each]	5.72	5.72	-	-
GMR Airports Limited ('GAL') <sup>1,2,3</sup> [also refer note 14(2), 44] 989,435,414 (March 31, 2019: 1,018,713,344) equity shares ₹ 10 each]	10,848.34	7,377.08	4,435.63	5,646.19
GMR Aviation Private Limited ('GAPL') [244,080,868 (March 31, 2019: 244,080,868 ) equity shares of ₹ 10 each]	129.50	117.54	-	-
Gateways for India Airports Private Limited ('GFIAL') [8,649 (March 31, 2019: 8,649) equity shares of ₹ 10 each]	2.21	2.50	-	-
GMR Krishnagiri SIR Limited ('GKSIR') (formely known as GMR Krishnagiri SEZ Limited ('GKSEZ')) [117,500,000 (March 31, 2019: 117,500,000) equity shares of ₹ 10 each]	127.42	43.58	-	-
GMR Highways Limited ('GMRHL') <sup>1,13</sup> [699,895,741 (March 31, 2019: 1,852,929,746) equity shares of ₹ 10 each]	1.70	1.70	-	-
GMR Hyderabad Vijayawada Expressways Private Limited ('GHVEPL') <sup>11</sup> [2,050,000 (March 31, 2019: 2,050,000) equity shares of ₹ 10 each]	-	-	-	-

## Notes to the standalone financial statements for the year ended March 31, 2020

## 5. Financial assets - Investments (Contd.)

(₹ in crore)

Particulars	Non-current		Current	
	March 31, 2020	March 31, 2019	March 31, 2020	March 31, 2019
GMR Corporate Affairs Private Limited ('GCAPL') [4,999,900 (March 31, 2019: 4,999,900) equity shares of ₹ 10 each]	-	-	-	-
GMR Chennai Outer Ring Road Private Limited ('GCCRPL') <sup>1</sup> [1,23,00,000 (March 31, 2019: 1,23,00,000) equity shares of ₹ 10 each]	-	-	-	-
GMR Energy Trading Limited ('GETL') [50,219,897 (March 31, 2019: 50,219,897) equity shares of ₹ 10 each]	77.90	46.28	-	-
Dhruvi Securities Private Limited ('DSPL') [168,059,694 (March 31, 2019: 168,059,694) equity shares of ₹ 10 each]	165.57	-	-	-
GMR Generation Assets Limited ('GGAL') <sup>1,4,5,6,7,8,9,10,13</sup> [6,322,750,426 (March 31, 2019: 6,322,750,426) equity shares of ₹ 10 each]	-	-	-	-
GMR Power Infra Limited ('GPIL') [849,490 (March 31, 2019: 849,490) equity shares of ₹ 10 each]	-	-	-	-
GMR Infra Developers Limited ('GIDL') [49,994 (March 31, 2019: 49,994) equity shares of ₹ 10 each]	-	-	-	-
GMR Aerostructure Service Limited ('GASL') (formerly known as GMR Hyderabad Airport Resource Management Limited ('GHARML')) [50,000 (March 31, 2019: 50,000) equity shares of ₹ 10 each]	-	-	-	-
GMR SEZ & Port Holdings Limited ('GSPHL') [47,989,999 (March 31, 2019: 47,989,999) equity shares of ₹ 10 each]	750.86	833.62	-	-
GMR Urban Power Infra Limited (GUPIL) [1,00,000 (March 31, 2019: Nil) equity shares of ₹ 10 each]	-	-	-	-
GMR Airport Developers Limited (GADL) <sup>16</sup>	0.08	0.08	-	-
Kakinada Gateways Port Limited (KGPL) <sup>16</sup>	3.45	3.45	-	-
	<b>12,132.30</b>	<b>8,451.10</b>	<b>4,435.63</b>	<b>5,646.19</b>
<b>- Body Corporates</b>				
GMR Infrastructure (Mauritius) Limited ('GIML') <sup>13,15</sup> [181,236,001 (March 31, 2019: 181,236,001) equity shares of USD 1 each]	1,265.38	1,305.02	-	-
GMR Coal Resources Pte Limited ('GCRPL') <sup>12</sup> [30,000 (March 31, 2019: 30,000) equity shares of SGD 1 each]	-	-	-	-
GMR Male International Airport Private Limited ('GMIAL') <sup>14</sup> [154 (March 31, 2019: 154) equity shares of Mrf 10 each]	13.02	13.02	-	-

## Notes to the standalone financial statements for the year ended March 31, 2020

### 5. Financial assets - Investments (Contd.)

(₹ in crore)

Particulars	Non-current		Current	
	March 31, 2020	March 31, 2019	March 31, 2020	March 31, 2019
GMR Infrastructure (Overseas) Limited ('GI(O)L') [100 (March 31, 2019: 100) equity shares of USD 1 each]	-	-	-	-
	<b>1,278.40</b>	<b>1,318.04</b>	-	-
<b>ii. Joint ventures/ associates</b>				
GMR Energy Limited ('GEL') <sup>1,4,5,7,8,9,10,13</sup> [1,057,369,038 (March 31, 2019: 1,057,369,038) equity shares of ₹ 10 each]	485.90	792.18	313.25	508.60
GMR Energy (Mauritius) Limited ('GEML') [5 (March 31, 2019: 5) equity share of USD 1 each]	3.63	-	-	-
GMR (Badrinath) Hydro Power Generation Private Limited ('GBHPL') <sup>9</sup> [4,900 (March 31, 2019: 4,900) equity shares of ₹ 10 each]	-	-	-	-
GMR OSE Hungund Hospet Highways Private Limited ('GOSEHHHPL') <sup>1</sup> [Nil (March 31, 2019: 59,801,692) equity shares of ₹ 10 each]	-	-	-	25.33
	<b>489.53</b>	<b>792.18</b>	<b>313.25</b>	<b>533.93</b>
Less: Investments classified as held for sale	-	-	(4,748.88)	(6,180.12)
	<b>489.53</b>	<b>792.18</b>	<b>(4,748.88)</b>	<b>(6,180.12)</b>
<b>Total investment in equity</b>	<b>13,900.23</b>	<b>10,561.32</b>	-	-
<b>B. Investment in preference shares of subsidiary companies</b>				
<b>i. Investment in preference shares (in the nature of equity) of subsidiary companies measured at Fair Value through OCI (FVTOCI)</b>				
GGAL <sup>1, 4,5,6,7,8,9,10,13</sup> [492,102,500 (March 31, 2019: 492,105,500) 0.01% compulsorily convertible cumulative preference shares of ₹ 10 each]	-	-	-	-
GPEL [4,450,000 (March 31, 2019: 4,450,000) 0.01% compulsorily convertible non-cumulative preference shares of ₹ 100 each]	-	-	-	-
GCORRPL [2,192,500 (March 31, 2019: 2,192,500) 0.01% compulsorily convertible non-cumulative preference shares of ₹ 100 each]	-	-	-	-
GAL <sup>3</sup> 197,743,603 (March 31, 2019: Nil) 0% compulsorily convertible non-cumulative preference shares of ₹ 10 each]	135.25	-	-	-
DSPL <sup>13</sup>	132.46	-	-	-
	<b>267.71</b>	-	-	-
<b>ii. Investment in preference shares of subsidiary companies at amortised cost</b>				
GACEPL <sup>11</sup> [66,000 (March 31, 2019: 66,000) 8% non-cumulative redeemable preference shares of ₹ 100 each]	0.54	0.49	-	-

## Notes to the standalone financial statements for the year ended March 31, 2020

## 5. Financial assets - Investments (Contd.)

(₹ in crore)

Particulars	Non-current		Current	
	March 31, 2020	March 31, 2019	March 31, 2020	March 31, 2019
G CORRPL [1,200,000 (March 31, 2019: 1,200,000) 6% non-cumulative redeemable convertible preference shares of ₹ 100 each]	6.41	5.79	-	-
G CAPL [15,000,000 (March 31, 2019: 15,000,000) 8% non-cumulative redeemable preference shares of ₹ 10 each]	14.39	12.52	-	-
D SPL [42,000,000 (March 31, 2019: 42,000,000) 8% compulsorily convertible preference shares of ₹ 10 each]	77.32	181.53	-	-
G HVEPL <sup>11</sup> [8,152,740 (March 31, 2019: 8,152,740) 6% non-cumulative redeemable/ convertible preference shares of ₹ 100 each]	51.59	46.60	-	-
	<b>150.26</b>	<b>246.93</b>	-	-
Less: provision for diminution in value of investments in preference shares at amortised cost	(58.62)	(48.50)	-	-
<b>Total investment in preference shares</b>	<b>359.35</b>	<b>198.43</b>	-	-
<b>C. Investment in debentures of subsidiary companies</b>				
<b>i. Investment in debentures (in the nature of equity) of subsidiary companies measured at Fair Value through OCI (FVTOCI)</b>				
G SPHL [100 (March 31, 2019: 100) 0% unsecured compulsorily convertible cumulative debentures of ₹ 10,000,000 each]	100.00	100.00	-	-
G SPHL [21,200,000 (March 31, 2019: 21,200,000) 0% unsecured compulsorily convertible debentures of ₹ 10 each]	21.20	21.20	-	-
G SPHL [13,826 (March 31, 2019: 13,826) 0% unsecured compulsorily convertible cumulative debentures of ₹ 100,000 each]	138.26	138.26	-	-
G IDL <sup>13</sup> [13,485 (March 31, 2019: 20,600) 0.001% unsecured compulsorily convertible debentures of ₹ 1,000,000 each]	484.28	1,204.51	-	-
<b>ii. Investment in debentures of subsidiary companies at amortised cost</b>				
G KSIR [142 (March 31, 2019: 142) 12% unsecured optionally convertible cumulative debentures of ₹ 10,00,000 each]	14.20	14.20	-	-
D PPL [15 (March 31, 2019: 15) 0.1% unsecured optionally convertible cumulative debentures of ₹ 10,00,000 each]	1.14	0.99	-	-
<b>Total investment in debentures</b>	<b>759.08</b>	<b>1,479.16</b>	-	-

## Notes to the standalone financial statements for the year ended March 31, 2020

### 5. Financial assets - Investments (Contd.)

(₹ in crore)

Particulars	Non-current		Current	
	March 31, 2020	March 31, 2019	March 31, 2020	March 31, 2019
<b>D. Investments at fair value through profit and loss account</b>				
<b>Investment in mutual funds</b>				
ICICI Prudential Liquid Growth Plan Nil (March 31, 2019: 312.11) units of ₹ Nil each (March 31, 2019: ₹ 275.42 each)	-	-	-	0.01
Aditya Birla Sun Life Overnight Fund 907,214.71 (March 31, 2019: Nil) units of ₹ 1080.25 each (March 31, 2019: Nil)	-	-	98.00	-
<b>Total investment in mutual funds</b>	-	-	<b>98.00</b>	<b>0.01</b>
<b>Total investments (A+B+C+D)</b>	<b>15,018.66</b>	<b>12,238.91</b>	<b>98.00</b>	<b>0.01</b>
Aggregate book and market value of quoted investments	-	-	98.00	0.01
Aggregate gross value of unquoted investments	15,077.28	12,287.41	-	0.00
Aggregate amount of impairment in value of preference shares	(58.62)	(48.50)	-	-

1. Details of investments pledged at face value as security in respect of the loans availed by the Company and the investee Companies. Also refer note 15 The following unquoted investments included above have been pledged as security in respect of the borrowings of the Company or the investee Companies:

(₹ in crore)

Description	March 31, 2020	March 31, 2019
GMRHL [699,895,739 (March 31, 2019: 1,303,050,820 equity share of ₹ 10 each)]	699.90	1303.05
GACEPL [23,272,687 (March 31, 2019: 23,272,687) equity shares of ₹ 10 each]	23.27	23.27
GCORRPL [3,487,500 (March 31, 2019: 3,487,500) equity shares of ₹ 10 each]	3.49	3.49
GOSEHHHPL [Nil (March 31, 2019: 59,801,692) equity shares of ₹ 10 each]	-	59.80
GAL [664,195,004 (March 31, 2019: 798,018,269) equity shares of ₹ 10 each]	664.20	798.02
GEL [305,059,169 (March 31, 2019: 413,266,250) equity share of ₹ 10 each]	305.06	413.27
GGAL [62,542,77,709 (March 31, 2019: 5,052,860,166) equity shares of ₹ 10 each]	6,254.28	5,052.86
GSPHPL [3,35,93,000 (March 31, 2019: Nil) equity shares of ₹ 10 each]	33.59	-

2. During the year ended March 31, 2020, the Company entered into a Share Purchase Agreement (SPA) with GMR Infra Services Limited ('GISL') for the sale of 29,277,930 equity shares of face value of ₹ 10 each of GMR Airports Limited ('GAL'), a subsidiary company, for a consideration of ₹ 462.84 crore, subject to fulfillment of various conditions as specified in the said agreement. The transaction was completed on February 15, 2020. Also refer note 44.
3. During the current year the GAL has allotted 273,516,392 non-cumulative compulsorily convertible preference shares (CCPS) of a face value of ₹ 10 (Rupees Ten only) each by way of bonus issue aggregating to ₹ 273.52 crore fully paid up, to the existing equity shareholders of the Company or to the Beneficial owners in the same proportion of their equity shares holding in the GAL. The Company has recognised the fair value of the CCPS allotted to the Company based on the external valuer report.



## Notes to the standalone financial statements for the year ended March 31, 2020

### 5. Financial assets - Investments (Contd.)

(₹ in crore)

- 4 The Company has invested in GMR Generation Assets Limited ("GGAL") which has further invested in step down subsidiaries and joint ventures. Further, the Company together with GGAL and GMR Energy Projects Mauritius Limited has investments in GMR Energy Limited ("GEL") amounting ₹ 1,897.63 crores and has outstanding loan amounting to ₹ 212.66 crore in GEL. GEL and GGAL have certain underlying subsidiaries/ associates/ joint ventures which are engaged in energy sector including mining operations. GEL, GGAL and some of the underlying subsidiaries/ associates/ joint ventures as further detailed in note 5, 6, 7, 8 and 9 below have been incurring losses resulting in substantial erosion in their net worth. Based on its internal assessment with regard to future operations and valuation assessment by an external expert during the year ended March 31, 2020, the management of the Company has fair valued its investments and for reasons as detailed in note 5, 6, 7, 8 and 9 below, the management is of the view that the fair values of the Company's investments in GGAL and GEL are appropriate.
- 5 GMR Warora Energy Limited ('GWEL'), a subsidiary of GEL, is engaged in the business of generation and sale of electrical energy from its coal based power plant of 600 MW situated at Warora. GWEL, has accumulated losses of ₹ 640.76 crore as at March 31, 2020 which has resulted in substantial erosion of GWEL's net worth. GWEL had claimed compensation for coal cost pass through and various "change in law" events from its customers under the Power Purchase Agreements ('PPA') and have filed petitions with the regulatory authorities for settlement of such claims in favour of GWEL. GWEL has trade receivables, other receivables and unbilled revenue (including claims) of ₹ 535.87 crore which are substantially pending receipt. Based on certain favorable interim regulatory orders, the management is confident of realization of the outstanding receivables. Further, the management of the GWEL is in active discussions with one of its customers for renewal of the existing PPA expiring in June 2020. Though the net worth of GWEL is substantially eroded GWEL has made pretax profits during the year ended March 31, 2020, the management of GWEL expects that the plant will generate sufficient profits in the future years and will be able to recover the receivables and based on business plans and valuation assessment by an external expert during the year ended March 31, 2020, the management of GEL is of the view that the carrying value of the net assets in GWEL by GEL as at March 31, 2020 is appropriate.
- 6 GWEL entered into a PPA with Maharashtra State Electricity Distribution Company Limited ('MSEDCL') on March 17, 2010 for sale of power for an aggregate contracted capacity of 200 MW, wherein power was required to be scheduled from power plant's bus bar. MSEDCL disputed place of evacuation of power with Maharashtra Electricity Regulatory Commission ('MERC'), wherein MERC has directed GWEL to construct separate lines for evacuation of power through State Transmission Utility ('STU') though GWEL was connected to Central Transmission Utility ('CTU'). Aggrieved by the MERC Order, GWEL preferred an appeal with APTEL. APTEL vide its interim Order dated February 11, 2014 directed GWEL to start scheduling the power from GWEL's bus bar and bear transmission charges of inter-state transmission system towards supply of power. GWEL in terms of the interim order scheduled the power from its bus bar from March 17, 2014 and paid inter-state transmission charges. APTEL vide its final Order dated May 8, 2015 upheld GWEL's contention of scheduling the power from bus bar and directed MSEDCL to reimburse the inter-state transmission charges hitherto borne by GWEL as per its interim order. Accordingly, as at March 31, 2020, GWEL has raised claim of ₹ 535.77 crore towards reimbursement of transmission charges from March 17, 2014 till March 31, 2020. MSEDCL preferred an appeal with Hon'ble Supreme Court of India and also applied for stay proceedings for the above order of APTEL, which was rejected by the Hon'ble Supreme Court of India.

In view of the favorable Order from APTEL, rejection of stay petition of MSEDCL by the Hon'ble Supreme Court of India, receipt of substantial amount towards reimbursement of transmission charges and also considering the legal opinion received from legal counsel that GWEL has tenable case with respect to the appeal filed by MSEDCL against the said Order which is pending before Hon'ble Supreme Court of India, GWEL has recognized the reimbursement of transmission charges of ₹ 535.77 crore relating to the period from March 17, 2014 to March 31, 2020 (including ₹ 32.26 crore and ₹ 121.68 crore for the quarter and year ended March 31, 2020) in the financial statements of the GWEL.

- 7 GMR Kamalanga Energy Limited ('GKEL'), a joint venture of GEL is engaged in development and operation of 3\*350 MW under Phase I and 1\*350 MW under Phase II, coal based power project in Kamalanga village, Orissa and has commenced commercial operation of Phase I of the project. GKEL has accumulated losses of ₹ 1,803.49 crores as at March 31, 2020, which has resulted in substantial erosion of GKEL's net worth due to operational difficulties faced during the early stage of its operations. Further, GKEL has trade receivables, other receivables and unbilled revenue (including claims) of ₹ 1,502.86 crore as at March 31, 2020, for coal cost pass through and various "change in law" events from its customers under the PPAs and have filed petitions with the regulatory authorities for settlement of such claims in favour of GKEL. The payment from the customers against the claims is substantially pending receipt. Based on certain favorable interim regulatory orders with regard to its petition for 'Tariff Determination' and 'Tariff Revision' with its customers, the management is confident of a favorable outcome towards the outstanding receivables of GKEL.

GKEL in view of the Supreme Court Order in Energy Watchdog vs CERC and others and CERC order in its own case for Haryana Discoms had sought legal opinion from the legal counsel on certainty of the claims with Bihar Discoms. Considering opinion received from legal counsels that GKEL has good tenable case with virtual certainty with respect to coal cost pass through and favourable Order from APTEL dated December 21, 2018 and CERC

## Notes to the standalone financial statements for the year ended March 31, 2020

judgment in GKEL's own case for Haryana Discoms where the computation methodology of coal cost pass through was decided, the management was virtually certain on receipt of the GKEL's claim of revenue on coal cost pass through and was of the opinion that no contingency was involved in this regard. GKEL has now received a favorable order on September 16, 2019 whereby the CERC has allowed the coal cost pass through to be charged to the Bihar Discom, based on a certain methodology. However, GKEL has filed a review petition with Hon'ble Appellate Tribunal for Electricity dated November 14, 2019 against this methodology on the grounds that the methodology stated in this order, even though favorable, is contradictory to the methodology stated in the earlier order of CERC in GKEL's case with Haryana Discom. Accordingly, GKEL continued to recognize the income on Coal Cost Pass Through claims of ₹ 58.86 crores for the year ended March 31, 2020.

In the current year ended March 31, 2020, GKEL has accounted for late payment surcharge on billed invoices to Haryana Discoms amounting to ₹ 94.25 crore as per Order 135 of 2018 passed by APTEL dated December 20, 2020.

Further as per the PPA with GRIDCO, GKEL shall raise a combined invoice for capacity charge and energy charge. GKEL had raised invoices and claimed capacity charges based on availability declared to State Load Dispatch Center (SLDC) on the basis of Tariff Orders issued by CERC for FY 2009-14 and FY 2014-19 respectively. However, GRIDCO disputed the declared availability, calculated the capacity charges and paid partial amount, against which the GKEL has objected as to the method of calculation and filed a petition before CERC in case no 115IMP/2019 on account non receipt of capacity charges along with late payment surcharge. CERC has passed an Order on February 04, 2020 and directed GRIDCO to pay the outstanding amount along with late payment surcharge as per CERC Tariff Regulation 2014. Further, CERC has directed SLDC to revise the availability for the said period as available by the Company. Accordingly, the Company has raised invoice to GRIDCO on LPS and recognised ₹ 47.26 crore during year ended March 31, 2020.

GKEL has accounted for transportation cost of fly ash as change in law event as the same was agreed in principle by CERC vide Order 131/MP/2016 dated February 21, 2018 and recognized revenue amounting to ₹ 36.36 crore for Haryana, Bihar and GRIDCO PPAs for the year ended March 31, 2020 post complying with the conditions mandated in this regard. GKEL has filed petition with CERC for determination of compensation of transportation charges of fly ash as per Order 131/MP/2016 and is awaiting final order.

Further, there is uncertainty regarding the final outcome of litigations as regards claims against GKEL. In view of these matters, business plans, valuation assessment by an external expert during the year ended March 31, 2020, the management is of the view that the carrying value of the investments in GKEL held by GEL as at March 31, 2020 is appropriate.

Further, during the year ended March 31, 2020, as part of the strategic initiatives being undertaken by the management to ensure liquidity and timely payment of its obligations, the management of the Company, entered into share purchase agreement with JSW Energy Limited for sale of its equity stake in GKEL. However, subsequent to the year end, the said transaction has been put on hold due to uncertainties on account of COVID - 19 pandemic.

8 In view of lower supplies / availability of natural gas to the power generating companies in India, GMR Rajahmundry Energy Limited ('GREL'), an associate of GMR Generation Assets Limited ('GGAL'), subsidiary of the Company, GMR Vemagiri Power Generation Limited ('GVPGL'), a subsidiary of GEL and GEL are facing shortage of natural gas supply and delays in securing gas linkages. As a result, GEL has not generated and sold electrical energy since April 2013. GREL and GVPGL emerged as successful bidders in the auction process organised by the Ministry of Power and operated on an intermittent basis from August 2015 and October 2015 respectively till September 2016 by using Re-gasified Liquefied Natural Gas ('RLNG') as natural gas. These entities have ceased operations and have been incurring losses including cash losses on account of the aforesaid shortage of natural gas supply.

(i) GREL had not commenced commercial operations pending linkages of natural gas supply from the Ministry of Petroleum and Natural Gas till the period ended September 30, 2015. As a result, the consortium of lenders of GREL decided to implement Strategic Debt Restructuring Scheme ('SDR Scheme'). Pursuant to the scheme, borrowings aggregating to ₹ 1,308.57 crore and interest accrued thereon amounting to ₹ 105.42 crore was converted into equity shares of GREL for 55% stake in equity share capital of GREL and the Company and GGAL have given a guarantee of ₹ 2,571.71 crore to the lenders against the remaining debt. Under the SDR Scheme, the bankers had to find new promoters for GREL within the period as prescribed under the scheme, which expired during the year ended March 31, 2018. Consequent to the SDR and the conversion of loans into equity share capital by the consortium of lenders, GREL ceased to be a subsidiary, GREL ceased to be a subsidiary of the Company and has been considered as associate as per the requirement of Ind AS -28.

During the year ended March 31, 2019, considering that GREL continued to incur losses in absence of commercial operations, the consortium of lenders has decided to implement a revised resolution plan which has been approved by all the lenders and accordingly the lenders have restructured the debt. The Company along with its subsidiaries has provided guarantees to the lenders against the servicing of sustainable debts having principal amounting to ₹ 1,127.91 crore and all interests there on, including any other obligation arising out of it and discharge of the put option in regard to Cumulative Redeemable Preference Shares ('CRPS') (unsustainable debt) amounting to ₹ 940.59 crore, if any exercised by the CRPS lenders, as per the terms of the revised resolution plan."

## Notes to the standalone financial statements for the year ended March 31, 2020

- (ii) During the year ended March 31, 2018, pursuant to the appeal filed by Andhra Pradesh Discoms ('APDISCOMs'), the Hon'ble Supreme Court held that RLNG is not natural gas and accordingly GVPGL cannot be entitled for capacity charges based on availability declaration for generation of power on the basis of RLNG. GVPGL had also filed petition claiming losses of ₹ 447.00 crore pertaining to capacity charges pertaining to period 2006 to 2008 before Andhra Pradesh Electricity Regulatory Commission ('APERC'). Over the years, the case was heard for deciding the jurisdiction to adjudicate the proceedings. During the year ended March 31, 2019, the Hon'ble High Court of Andhra Pradesh passed its Judgment and held that the Central Electricity Regulatory Commission ('CERC') has the jurisdiction to adjudicate the present dispute. The Supreme Court vide its order dated February 4, 2020 dismissed the aforesaid petition of the DISCOMs and held that CERC will have jurisdiction to adjudicate the disputes in the present case and directed CERC to dispose off the petition filed before it within six months.

Additionally, during the year ended March 31, 2020, in case of GVPGL's litigation with APDISCOMs, wherein APDISCOMs refused to accept declaration of capacity availability on the basis of deep water gas citing that natural gas for the purpose of PPA does not include Deep Water Gas and consequent refusal to schedule power from GVGPL and pay applicable tariff including capacity charges, CERC has passed order dated January 28, 2020, declaring that natural gas for the purpose of PPA includes Deep Water Gas. Accordingly, GVGPL is entitled to claim capacity charges from APDISCOMs from October 2016 based on availability declaration for generation of power on the basis of deep water gas, along with late payment surcharge.

GVGPL has calculated a claim amount of ₹ 741.31 crore for the period from October 2016 till February 2020, out of which the Company has claimed by submitting invoices to APDISCOMs of ₹ 363.42 crore for the period from October 2016 to January 2018 and is in the process of submitting invoices for the remaining amounts."

- (iii) During the year, GEL entered into a Sale and Purchase Agreement with a prospective buyer for a consideration of USD 1.55 crore for sale of the Barge Mounted Power Plant ('Barge Plant') on as is where is basis, out of which USD 0.30 crore has been received till March 31, 2020. The transaction was expected to be completed by May 31, 2020. However, the dismantling work is on hold due to COVID-19. However, the management is confident of completing the transfer of Barge by December 31, 2020. Since the estimate of realizable value amounting ₹ 112.02 crore done by the management as at March 31, 2020 is consistent with the consideration for the Barge Plant as per the agreement, no further impairment charge is required.
- (iv) Further, the management of the Company is evaluating various approaches / alternatives to deal with the situation and is confident that Government of India ('GoI') would take further necessary steps / initiatives in this regard to improve the situation regarding availability of natural gas from alternate sources in the foreseeable future. The management of the Company carried out a valuation assessment of GREL and GVPGL during the year ended March 31, 2020 which includes certain assumptions relating to availability and pricing of domestic and imported gas, future tariff, tying up of PPA, realization of claims for losses incurred in earlier periods and current period from the customer and other operating parameters, which it believes reasonably reflect the future expectations from these projects. The business plan of GREL considered for valuation assessment has been approved by the consortium of lenders at the time of execution of the resolution plan. The management of the Company will monitor these aspects closely and take actions as are considered appropriate and is confident that these gas based entities will be able to generate sufficient profits in future years and meet their financial obligations as they arise and GEL will be able to dispose off the Barge Power Plant as per the aforementioned Sale and Purchase agreement. Based on the aforementioned reasons and business plans, the management is of the view that the carrying value of the investment in GVPGL amounting to ₹ 605.70 crore by GEL as at March 31, 2020 is appropriate. The Company has provided for its investment in full in GREL and the management is confident that no further obligation would arise for the guarantees provided to the lenders against the servicing of sustainable and unsustainable debts.
- 9 GMR Badrinath Hydro Power Generation Private Limited ('GBHPL') a subsidiary of GEL, is in the process of setting up 300 MW hydro based power plant in Alaknanda River, Chamoli District of Uttarakhand. The Hon'ble Supreme Court of India ('the Court'), while hearing a civil appeal in the matters of Alaknanda Hydro Power Company Limited, directed vide its order dated May 7, 2014 that no further construction work shall be undertaken by the 24 projects coming up on the Alaknanda and Bhagirathi basins until further orders. Further, during the year ended March 31, 2016, Ministry of Environment Forest and Climate Change ('MoEF') has represented to the Supreme Court of India that of the six hydro projects in Uttarakhand, two projects including GBHPL requires certain design modifications as per the policy stipulations. During the year ended March 31, 2018, the validity of Environmental Clearance ('EC') granted to GBHPL by the MoEF ceased to exist. Pursuant to an application made by GBHPL, the MoEF vide its letter dated April 17, 2018, proposed to extend the EC granted to GBHPL for a period of 3 years, subject to the final outcome of the matter pending before the Court. Based on its internal assessment and a legal opinion, the management of GBHPL is confident of obtaining the requisite clearances and based on business plan and a valuation assessment carried out by an external expert during the year ended March 31, 2020, the management of the Company is of the view that the carrying value of the investments in GBHPL by GEL as at March 31, 2020 is appropriate.

## Notes to the standalone financial statements for the year ended March 31, 2020

- 10 GMR Upper Karnali Hydropower Limited ('GUKHL'), a subsidiary of GEL, is in the process of construction of a hydro based power plant in Nepal. As per the currently applicable tax laws in Nepal, renewable energy projects are eligible for tax exemption, provided the COD is achieved by July 2023. However, the Management expects the applicability of the tax exemption to be extended further. Based on its internal assessment, the management of the Company is confident that GUKHL will be able to avail these tax exemptions and based on business plan and a valuation assessment carried out by an external expert during the year ended March 31, 2020, the management of the Company is of the view that the carrying value of net assets in GUKHL by GEL as at March 31, 2020 is appropriate.
- 11 (a) As detailed in note 11(b) and 11(c), the diminution in value in GMR Highways Limited has primarily arisen on account of the diminution in the value of investments / advances in GMR Ambala Chandigarh Expressways Private Limited ('GACEPL') and GMR Hyderabad Vijayawada Expressways Private Limited ('GHVEPL') as detailed below.
- (b) GACEPL has been incurring losses since the commencement of its commercial operations and has accumulated losses of ₹ 467.14 crore as at March 31, 2020. The management believes that these losses are primarily attributable to the loss of revenue arising as a result of diversion of partial traffic on parallel roads. The matter is currently under arbitration and the arbitration tribunal has passed an interim order staying the payment of negative grant till further orders. Based on an internal assessment and a legal opinion, the management of the Company is confident that it will be able to claim compensation from relevant authorities for the loss it has suffered due to such diversion of traffic and considering expected future traffic flow, the management of GACEPL believes that the carrying value of investments in GACEPL as at March 31, 2020, is appropriate.
- (c) GMR Hyderabad Vijayawada Expressways Private Limited ('GHVEPL') a subsidiary of the Company has been incurring losses since the commencement of its commercial operations and has accumulated losses of ₹ 1,162.21 crore as at March 31, 2020. The management believes that these losses are primarily due to loss of revenue arising as a result of drop in commercial traffic on account of bifurcation of State of Andhra Pradesh and ban imposed on sand mining in the region. The management of the Company based on its internal assessment and a legal opinion, believes that these events constitute a Change in Law as per the Concession Agreement and GHVEPL is entitled to a claim for losses suffered on account of the aforementioned reasons and accordingly filed its claim for the loss of revenue till the year ended March 31, 2017 with National Highways Authority of India ('NHAI'). The claim of GHVEPL was rejected by NHAI and accordingly during the year ended March 31, 2018, GHVEPL has decided to proceed with arbitration and accordingly Arbitral Tribunal was constituted and claims were filed. Further, the project was initially developed from existing 2 lanes to 4 lanes and will be further developed to 6 laning subsequently (before 14th anniversary of the appointed date). If 6 laning is not carried out (if so required by NHAI/desired by GHVEPL), concession period will be restricted to 15 years as against 25 years. GHVEPL has been amortising intangible assets over the concession period of 25 years

GHVEPL has recognised a provision of additional concession fees (premium) of ₹ 620.31 crore including interest till March 31, 2020 based on NHAI's directions, failure to which, it will terminate the concession agreement. GHVEPL has approached the Tribunal to restrain NHAI from seeking any such recovery / demand / claim and / or taking any coercive action including termination of concession agreement, till the completion of present arbitration proceedings and Tribunal has restrained NHAI from taking action.

Furthermore, NHAI vide notice dated November 18, 2019, pursuant to Article 36 of the concession agreement has suspended the rights of GHVEPL to collect toll. Aggrieved by the notice, GHVEPL approached the tribunal for stay of the said notice from NHAI and stay was granted by Ad-interim order on the same date. Tribunal directed GHVEPL to deposit ₹ 75.00 crore (₹ 25.00 Crore each month) till February 29, 2020 as deposit, on without prejudice basis, in a no lien escrow account, considering the consequences of said notice. GHVEPL has complied with the orders of the Tribunal and the amount so deposited every month has been subsequently transferred to NHAI account on the directions of the Tribunal. However, aggrieved by the interim order, GHVEPL preferred an appeal before Delhi High Court wherein the Court had directed both the parties to maintain status quo till the matter is disposed off by Arbitral Tribunal.

The Arbitral Tribunal vide its order dated March 31, 2020, has pronounced the award unanimously, upholding GHVEPL's contention that bifurcation of state of Andhra Pradesh and ban on sand mining in the region constitutes Change in Law event and GHVEPL is entitled for compensation for the loss of revenue arising as a result of drop in commercial vehicle. However, majority of the Tribunal members have directed NHAI to constitute a committee for determining the claim amount based on data/ records available with the GHVEPL and NHAI. The minority member in the Tribunal however was of the opinion that Tribunal should have constituted the Committee instead of directing NHAI, which is against the principal of natural justice. GHVEPL, aggrieved by the findings, has filed applications under Section 9 and 34 of the Arbitration Act, 1996, before Delhi High Court challenging the award on the limited ground of (i) constitution of the committee by NHAI for quantification of compensation and (ii) for interim measures by restraining NHAI from constituting the Committee, demanding premium and taking coercive / precipitate measures under the Concession Agreement.

## Notes to the standalone financial statements for the year ended March 31, 2020

On May 8, 2020 GHVEPL has received notice from NHAI restricting the concession period to 15 years pursuant to clause 3.2.2 of the concession agreement dated October 9, 2009 by stating, it is satisfied that six-laning is not required for the highway and four laning is sufficient for operating highway. GHVEPL has filed its response seeking material on record from NHAI and has further obtained legal opinion, based on which the Company has decided and is in the process of challenging the said notice in the court of law considering the pending quantification of the favorable Arbitral award before the High Court.

The restriction, in terms of notice dated May 8, 2020 from NHAI, on the concession period to 15 years from 25 years would have impact on the carrying value of intangible assets, in case any adverse outcome of the notice from NHAI upon challenge before court of law, the carrying value of intangible assets as at March 31, 2020 of ₹ 1,984.04 crore which is being amortised over balance life of 15 years on revenue projection at present would have to be amortised over next 5 years.

GHVEPL has also internally assessed the average daily traffic for financial year 2024-25, the scheduled six-laning period which indicates that average daily traffic at designated Toll Plaza will exceed the Design Capacity that would require six-laning as per Clause 29.2.3 of the Concession Agreement. In terms of the internal assessment by GHVEPL where in the traffic flows were estimated to increase to the levels which mandates six-laning during the concession period and based on the opinion from the legal Counsel the management is of the view that the withdrawal of the Six Laning of the project highway without any reasoning is not a tenable action by NHAI / Regulator and the same would be contested in the Court of law subsequent to the awaited decision from Delhi High Court. Accordingly, concession life of 25 years with six laning has been considered for the purposes of the amortisation of Intangibles in spite of the communication / notice by NHAI / Regulator restricting the period to 15 years with four-laning.

The management of GHVEPL is confident that it will be able to claim compensation from the relevant authorities for the loss it suffered due to aforementioned reasons. Accordingly, based on the aforesaid legal opinion, expected future traffic flow over a concession period of 25 years based on valuation assessment by an external expert and expected compensation claim inflows, the management of GHVEPL believes that the carrying value of investments in GHVEPL as at March 31, 2020, is appropriate.

- 12 The Company through its subsidiary GMR Coal Resources Pte. Limited ('GCRPL') has investments of ₹ 3,618.65 crore in PTGEMS, a joint venture as at March 31, 2020. PTGEMS along with its subsidiaries is engaged in the business of coal mining and trading activities. The cost of investments is significantly higher than the book value of assets of PTGEMS and includes certain future benefits including Coal Supply Agreement ('CSA') of GCRPL with PTGEMS whereby the Company along with its subsidiaries is entitled to offtake stated quantity of coal as per the terms of the CSA at an agreed discount other than profit from mining operations. Though the shares of PTGEMS are listed on the overseas exchanges, the management is of the view that the quoted prices are not reflective of the underlying value of the mines as in the past few years the shares have been very thinly traded. Based on profitable mining operations, ramp up of production volumes and other assumptions around off take at a discounted price and trading thereof considered in valuation assessment carried out by an external expert during the year ended March 31, 2020, the management believes that the carrying value of aforesaid investments in PTGEMS as at March 31, 2020 is appropriate.
- 13
  - a) During the year ended March 31, 2020, GMR Highways Limited ("GMRHL"), a subsidiary of the Company, received approval of shareholders and creditors and subsequent confirmation from National Company Law Tribunal (NCLT) vide the order dated March 20, 2020 has reduced its issued, subscribed and paid-up equity share capital from ₹ 205,293 crore (comprising 2,052,929,749 fully paid up equity shares of ₹ 10/- each) to ₹ 775.44 crore (comprising of 775,440,510 fully paid up equity shares of ₹ 10/- each). Such reduction has been given effect by cancelling and extinguishing 62.23% of the total issued, subscribed and paid up equity share capital of the GMRHL (the "Capital Reduction"). The shareholders whose share capital has been reduced have been paid a sum of 10 paise per equity share as a consideration.
  - b) During the year ended March 31, 2020, the Company has purchased 100,000 equity share of GPUIL for a consideration of ₹ 0.10 crore.
  - c) During the year ended March 31, 2020, GMR Infra Developers Limited ("GIDL") has converted 7,115 0.001% Compulsorily Convertible Debentures ("CCDs") having face value of ₹ 1,000,000 each, aggregating to ₹ 711.50 Crores, out of the 20,600 CCD issued by GIDL to the Company, into 12.25% non- convertible debentures (NCDs) of ₹ 1,000,000 each which has been redeemed during the year.
  - d) During the year ended March 31, 2020, 8% compulsorily convertible preference shares issued by Dhruvi Securities Private Limited ("DSPL") have been extended for further period of 9 years at mutually agreed terms and conditions. Considering the extension of CCPS, equity component of preference shares amounting to ₹ 132.46 crore has been recognised.
  - e) During the year ended March 31, 2019, the Company had sold 88,405,234 equity shares of GMCAC of PHP 1 each to GMR Airports International B.V. for a sale consideration of ₹ 71.23 crore,

## Notes to the standalone financial statements for the year ended March 31, 2020

- f) During the year ended March 31, 2019, the Company had sold 5050,000 equity share of ₹ 10 each and 195,000 preference share of ₹ 100 each of GKUAEL to GMRHL for a sale consideration of ₹ 7.86 crore.
- g) During the year ended March 31, 2019, GIML, wholly owned subsidiary of the Company had bought back 139,314,000 equity shares of USD 1 each from the Company for a consideration of ₹ 1,623.37 crore.
- h) During the year ended March 31, 2019, the Company had sold 123,628,295 equity shares of GEL of ₹ 10 each to GGAL for a sale consideration of ₹ 157.40 crore and pursuant to the sale agreement, 413,266,250 equity shares will be sold to GGAL within next 12 months. Accordingly, ₹ 508.60 crore had been classified under "Assets classified as held for sale."
- 14 GMR Male International Airport Private Limited ('GMIAL'), a subsidiary of the Company entered into an agreement on June 28, 2010 with Maldives Airports Company Limited ('MACL') and Ministry of Finance and Treasury ('MoFT'), Republic of Maldives, for the Rehabilitation, Expansion, Modernization, Operation and Maintenance of Male International Airport ('MIA') for a period of 25 years ("the Concession Agreement"). On November 27, 2012, MACL and MoFT issued notices to GMIAL stating that the Concession Agreement was void ab initio and that neither MoFT nor MACL had authority under the laws of Maldives to enter into the agreement and MACL took over the possession and control of the MIA and GMIAL vacated the airport effective December 8, 2012. The matter was under arbitration. During the year ended March 31, 2017, the arbitration tribunal delivered its final award in favour of GMIAL.
- During the year ended March 31, 2018, Maldives Inland Revenue Authority ('MIRA') has issued tax audit reports and notice of tax assessments demanding business profit tax amounting to USD 1.44 crore, USD 0.29 crore as the additional withholding tax excluding fines and penalties. During the year ended March 31, 2019, MIRA has issued additional demands of USD 0.21 crore and USD 0.13 crore on account of fines on business profit tax and withholding taxes respectively. However, management of the Company is of the view that the notice issued by MIRA is not tenable.
- On May 23, 2019, the Attorney General's office has issued statement on this matter to MIRA stating that in the event of the Maldives parties deducting any sum from this award in respect of taxes, the amount payable under the award shall be increased to enable the GMIAL to receive the sum it would have received if the payment had not been liable to tax.
- Further, as per the letter dated January 22, 2020 received from Ministry of Finance Male', Republic of Maldives (the "Ministry"), the amount of tax assessed by MIRA relating to the final arbitration award is USD 0.59 crore and in the event of any tax payable by GMIAL on the same shall be borne by whom the payment was settled to GMIAL, without giving any workings / break-up for the same. As such the Ministry has confirmed that GMIAL is not liable to pay for the tax assessed by MIRA on the final arbitration award.
- Subsequent to the year end, GMIAL has obtained the statement of dues from MIRA on June 1, 2020 and as per the statements of dues as at June 1, 2020, GMIAL is required to settle business profit tax amounting to US\$ 0.72 Crore and fines on business profit tax amounting to US\$ 0.58 crore and GMIAL is required to settle withholding tax amounting US\$ 0.29 crore and fines on withholding tax amounted to US\$ 0.31 crore (withdrawing the interim tax liability claim of US\$ 0.72 crore).
- Considering the entire tax liability pertaining to the business profit taxes is relating to the Arbitration Award Sum, the management of the Company is of view that GMIAL will be able to successfully defend and object to the notice of tax assessments and accordingly, no additional provision is required to be recognized in these financial statements. Further, in respect of the matters pertaining to the withholding taxes and the fines thereon, the Company, believes that since these pertain to the aforementioned matter itself, the tax demand on these items is not valid and based on an independent legal opinion, no adjustments to the books of account are considered necessary.
- 15 The Company through GIML has an investment in GMR Infrastructure (Cyprus) Limited, a subsidiary of GIML. GICL has fixed deposits of ₹ 107.08 crore (USD 1.50 crore) with Eurobank, Cyprus. The Republic of Cyprus is presently facing economic difficulties. During the period ended December 31, 2019, the bank has released USD 0.5 crore and the management of the Company is of the view that despite such economic difficulties, the amount held as fixed deposit with Eurobank is good for recovery, though withdrawal of the amount from the Republic of Cyprus would be subject to restriction as may be imposed by the Central Bank of Cyprus.
- 16 The Company does not hold any shares in these entities. The value of investment represents investments in additional equity on account of financial guarantees.
- 17 During the year ended March 31, 2019, the Company has voluntarily changed its accounting policy, as per Ind AS 8, with respect to measurement of investments in subsidiaries, associates and joint ventures at cost as per Ind AS 27 "Separate Financial Statements" to fair value as per Ind AS 109 "Financial instruments". Refer note 2 for details.

## Notes to the standalone financial statements for the year ended March 31, 2020

## 6. Trade receivables

(₹ in crore)

	Non-current		Current	
	March 31, 2020	March 31, 2019	March 31, 2020	March 31, 2019
<b>Unsecured, considered good<sup>1</sup></b>				
Receivable from related parties (refer note 33)	108.71	85.14	533.58	390.03
Other trade receivables	0.86	3.50	5.29	4.71
<b>(A)</b>	<b>109.57</b>	<b>88.64</b>	<b>538.87</b>	<b>394.74</b>
<b>Trade receivables- credit impaired</b>				
Receivable from related parties (refer note 33)	-	-	1.40	0.49
Other trade receivables	28.79	25.18	1.78	2.30
<b>(B)</b>	<b>28.79</b>	<b>25.18</b>	<b>3.18</b>	<b>2.79</b>
<b>Impairment allowance (allowance for bad and doubtful debts)</b>				
Less: Trade receivables - loss allowance <b>(C)</b>	<b>(28.79)</b>	<b>(25.18)</b>	<b>(3.18)</b>	<b>(2.79)</b>
<b>Total trade receivables (A+B-C)</b>	<b>109.57</b>	<b>88.64</b>	<b>538.87</b>	<b>394.74</b>

- No trade or other receivable are due from directors or other officers of the Company either severally or jointly with any other person. Nor any trade or other receivable are due from firms or private companies respectively in which any director is a partner, a director or a member.
  - Trade receivables are non-interest bearing.
  - Refer note 37(c) for details pertaining to Expected credit loss ('ECL').
1. Includes retention money (net of impairment allowances) of ₹ 109.57 crore (March 31, 2019 ₹ 88.64 crore). These payments are deducted by customer to ensure performance of the Company's obligations and hence are receivable on the completion of contract or after the completion of defect liability period as defined in the respective contract and accordingly no discounting has been done for the same.

## Notes to the standalone financial statements for the year ended March 31, 2020

### 7. Loans (₹ in crore)

	Non-current		Current	
	March 31, 2020	March 31, 2019	March 31, 2020	March 31, 2019
<b>Security deposit</b>				
Unsecured, considered good				
Security deposit with others	0.33	0.80	2.61	0.53
<b>(A)</b>	<b>0.33</b>	<b>0.80</b>	<b>2.61</b>	<b>0.53</b>
<b>Other loans</b>				
Unsecured, considered good				
Loan to related party (refer note 33)	1,255.95	1,599.45	1,135.35	294.90
Loan to employee	-	0.10	-	-
<b>(B)</b>	<b>1,255.95</b>	<b>1,599.55</b>	<b>1,135.35</b>	<b>294.90</b>
Loans receivables - credit impaired- related party (refer note 29,33 and 37)	324.81	260.99	409.53	-
<b>(B)</b>	<b>324.81</b>	<b>260.99</b>	<b>409.53</b>	<b>-</b>
<b>Impairment allowance (allowance for doubtful loans)</b>				
Less: Loans receivables - credit impaired - related party (refer note 29,33 and 37)	(324.81)	(260.99)	(409.53)	-
<b>(B)</b>	<b>1,255.95</b>	<b>1,599.55</b>	<b>1,135.35</b>	<b>294.90</b>
<b>Total loans</b> <span style="float: right;"><b>(A+B)</b></span>	<b>1,256.28</b>	<b>1,600.35</b>	<b>1,137.96</b>	<b>295.42</b>

- Loans are non-derivative financial instruments which generate a fixed or variable interest income for the Company. The carrying value may be affected by the changes in the credit risk of the counter parties.
- The Company made a provision for impairment in the value of loan of ₹ 734.34 crore as at March 31, 2020 (March 31, 2019: ₹ 260.99 crore) which has been disclosed as an 'exceptional item' in the accompanying standalone financial statements of the Company for the year ended March 31, 2020. As detailed in note 5, the impairment in value has primarily arisen on account of the impairment in the value of investments / doubtful loans and advances in subsidiaries.
- No loans are due from directors or other officers of the Company either severally or jointly with any other person. Nor any loans are due from firms or private companies respectively in which any director is a partner, a director or a member.

### 8. Other financial assets (₹ in crore)

	Non-current		Current	
	March 31, 2020	March 31, 2019	March 31, 2020	March 31, 2019
<b>Unsecured, considered good unless stated otherwise</b>				
Non-current bank balances (refer note 12(b))	81.24	94.04	-	-
Unbilled revenue	-	-	14.81	20.31
Unbilled revenue - related party (refer note 33)	-	-	291.18	360.56
Interest accrued on fixed deposits	-	-	1.84	2.21
Interest accrued on loans and debentures to related party (refer note 33)	-	-	295.74	221.05
Other receivable from related parties (refer note 33)	-	-	402.00	402.00
Non trade receivable considered good	-	-	83.49	55.27
Application money paid towards securities [₹ 31,275 (March 31, 2019: ₹ 31,275)]	-	-	0.00	0.00
<b>(A)</b>	<b>81.24</b>	<b>94.04</b>	<b>1,089.06</b>	<b>1,061.42</b>
Provision for doubtful other receivable	-	-	(225.23)	-
<b>Total other financial assets</b>	<b>81.24</b>	<b>94.04</b>	<b>863.83</b>	<b>1061.42</b>

refer note 37(c) for details pertaining to ECL.



## Notes to the standalone financial statements for the year ended March 31, 2020

**9. Other assets** (₹ in crore)

	Non-current		Current	
	March 31, 2020	March 31, 2019	March 31, 2020	March 31, 2019
<b>Capital advances</b>				
Unsecured, considered good				
Capital advances to others	1.87	2.60	-	-
<b>(A)</b>	<b>1.87</b>	<b>2.60</b>	<b>-</b>	<b>-</b>
<b>Advances other than capital advances</b>				
Unsecured, considered good				
Advance to suppliers	-	-	62.25	29.18
Advance to employees	-	-	0.70	0.45
Advance to related party (refer note 33)	-	-	0.30	0.31
<b>(B)</b>	<b>-</b>	<b>-</b>	<b>63.25</b>	<b>29.94</b>
<b>Other advances</b>				
Prepaid expenses	-	-	11.49	3.57
Balances with statutory/ government authorities	6.86	5.76	21.94	21.02
<b>(C)</b>	<b>6.86</b>	<b>5.76</b>	<b>33.43</b>	<b>24.59</b>
<b>Less: Provision for doubtful advances</b>	<b>(D)</b>	<b>-</b>	<b>-</b>	<b>(1.10)</b>
<b>Total other assets</b>	<b>(A+B+C+D)</b>	<b>8.73</b>	<b>96.68</b>	<b>53.43</b>

**10. Non-current tax assets (net)**

(₹ in crore)

	March 31, 2020	March 31, 2019
Advance income tax (net of provision for current tax and including tax paid under protest)	64.42	48.61
<b>Total non-current tax assets (net)</b>	<b>64.42</b>	<b>48.61</b>

**11. Inventories**

(₹ in crore)

	March 31, 2020	March 31, 2019
Raw materials (valued at lower of cost and net realizable value)	98.48	45.08
<b>Total inventories</b>	<b>98.48</b>	<b>45.08</b>

**12 (a). Cash and cash equivalents**

(₹ in crore)

	Non-current		Current	
	March 31, 2020	March 31, 2019	March 31, 2020	March 31, 2019
Balances with banks:				
- On current accounts	-	-	22.33	17.86
Deposits with original maturity of less than or equal to 3 months	-	-	0.90	-
Cash on hand	-	-	0.03	0.14
<b>(A)</b>	<b>-</b>	<b>-</b>	<b>23.26</b>	<b>18.01</b>

## Notes to the standalone financial statements for the year ended March 31, 2020

### 12 (b). Other bank balances

(₹ in crore)

	Non-current		Current	
	March 31, 2020	March 31, 2019	March 31, 2020	March 31, 2019
Unclaimed Dividend	-	-	0.27	0.27
Deposits with remaining maturity for less than 12 months <sup>1,2</sup>	38.09	89.22	1.74	6.57
Deposits with remaining maturity for more than 12 months <sup>1</sup>	43.15	4.82	-	-
<b>(B)</b>	<b>81.24</b>	<b>94.04</b>	<b>2.01</b>	<b>6.84</b>
Amount disclosed under non current financial assets (refer note 8)	(81.24)	(94.04)	-	-
<b>(C)</b>	<b>(81.24)</b>	<b>(94.04)</b>	<b>-</b>	<b>-</b>
<b>Total (A+B+C)</b>	<b>-</b>	<b>-</b>	<b>25.27</b>	<b>24.85</b>

1. A charge has been created over the deposits of ₹ 81.24 crore (March 31, 2019: ₹ 94.04 crore) towards various loans, guarantees, letter of credit facilities, working capital facilities, bank performance guarantee and Debt Service Reserve Account ('DSRA') maintained by the Company for loans availed by the Company from banks and financial institutions (refer note 15).
2. Includes deposits with original maturity of more than 3 months but less than 12 months of ₹ 20.27 crore (March 31, 2019: ₹ 24.37 crore).
3. For the purpose of the standalone statement of cash flows, cash and cash equivalents comprise the following: (₹ in crore)

	March 31, 2020	March 31, 2019
Balances with banks:		
- On current accounts	22.33	17.87
Deposits with original maturity of less than three months	0.90	-
Cash on hand	0.03	0.14
	<b>23.26</b>	<b>18.01</b>
Less: Bank overdraft* (refer note 15)	-	(6.23)
<b>Cash and cash equivalents for cash flow statement</b>	<b>23.26</b>	<b>11.78</b>

- \* Bank borrowings are generally considered to be financing activities. However, where bank overdrafts which are repayable on demand form an integral part of an entity's cash management, bank overdrafts are included as a component of cash and cash equivalents. A characteristic of such banking arrangements is that the bank balance often fluctuates from being positive to overdrawn. Accordingly, the Company has considered only such bank overdrafts which fluctuates from being positive to overdrawn often.

## Notes to the standalone financial statements for the year ended March 31, 2020

**13. Equity Share Capital**

	*Equity Shares		**Preference Shares	
	In Numbers	(₹ in crore)	In Numbers	(₹ in crore)
<b>Authorised share capital:</b>				
<b>At March 31, 2018</b>	13,500,000,000	1,350.00	6,000,000	600.00
Increase during the year	-	-	-	-
<b>At March 31, 2019</b>	13,500,000,000	1,350.00	6,000,000	600.00
Increase during the year	-	-	-	-
<b>At March 31, 2020</b>	13,500,000,000	1,350.00	6,000,000	600.00

\* Face value of equity shares: ₹ 1 each

\*\* Face value of preference shares : ₹ 1,000 each

**a. Issued equity capital****Equity shares of Re. 1 each issued, subscribed and fully paid**

	In Numbers	(₹ in crore)
<b>At March 31, 2018</b>	6,035,945,275	603.59
Issued during the year	-	-
<b>At March 31, 2019</b>	6,035,945,275	603.59
Issued during the year	-	-
<b>At March 31, 2020</b>	6,035,945,275	603.59

**b. Terms/rights attached to equity shares**

The Company has only one class of equity shares having par value of ₹1 per share. Every member holding equity shares therein shall have voting rights in proportion to the member's share of the paid up equity share capital. The Company declares and pays dividend in Indian rupees. The dividend proposed by the Board of Directors is subject to the approval of the shareholders in the ensuing Annual General Meeting.

In the event of liquidation of the Company, the holders of equity shares will be entitled to receive remaining assets of the Company, after distribution of all preferential amounts. The distribution will be in proportion to the number of equity shares held by the equity shareholders.

**c. Shares held by holding /ultimate holding company and/ or their subsidiaries/ associates.**

Out of the equity share issued by the Company, share held by its holding company, ultimate holding company and their subsidiaries/ associates are as below:

Name of Shareholder	March 31, 2020		March 31, 2019	
	No. of shares held	(₹ in crore)	No. of shares held	(₹ in crore)
<b>GMR Enterprises Private Limited ('GEPL'), holding company</b> Equity shares of ₹ 1 each, fully paid up	3,101,143,150	310.11	2,962,422,625	296.24
<b>GMR Infra Ventures LLP ('GIVLLP'), an associate of the Holding Company</b> Equity shares of ₹ 1 each, fully paid up	31,321,815	3.13	31,321,815	3.13
<b>GMR Business and Consulting LLP ('GBC'), an associate of the Holding Company</b> Equity shares of ₹ 1 each, fully paid up	805,635,166	80.56	805,635,166	80.56
<b>Welfare Trust of GMR Infra Employees ('GWT'), an associate of the Holding Company</b> Equity shares of ₹ 1 each, fully paid up	-	-	17,999,800	1.80

## Notes to the standalone financial statements for the year ended March 31, 2020

### d. Details of shareholders holding more than 5% shares in the Company

Name of Shareholder	March 31, 2020		March 31, 2019	
	No. of shares held	Holding in class	No. of shares held	Holding in class
<b>Equity shares of ₹. 1 each fully paid</b>				
GEPL	3,101,143,150	51.38%	2,962,422,625	49.08%
GBC	805,635,166	13.35%	805,635,166	13.35%
DVI Fund Mauritius Limited	536,725,736	8.89%	505,584,900	8.38%
ASN Investments Limited	359,736,151	5.96%	-	-

As per records of the Company including its register of shareholders/ members, the above share holding represents both legal and beneficial ownership of shares.

### e. Aggregate number of shares issued for consideration other than cash during the period of five years immediately preceding the reporting date:

During the year ended March 31, 2016, 5,683,351 Series A 0.001% CCPS and 5,683,353 Series B 0.001% CCPS of face value of ₹ 1,000 each have been converted into 359,478,241 equity shares of face value of ₹ 1 each at a price of ₹ 15.81 per equity share (including securities premium of ₹ 14.81 per equity share) and 380,666,645 equity shares of face value of ₹1 each at a price of ₹ 14.93 per equity share (including securities premium of ₹ 13.93 per equity share) respectively.

### f. Shares reserved for issue under options

For details of shares reserved for issue on conversion of foreign currency convertible bonds ('FCCB'), please refer note 15(3) related to terms of conversion/ redemption of FCCB.

## 14. Other Equity

<b>Treasury shares<sup>2</sup></b>	<b>(₹ in crore)</b>
Balance as at March 31, 2018	(101.54)
Balance as at March 31, 2019	(101.54)
Less: Sale during the year	101.54
<b>Balance as at March 31, 2020</b>	<b>(A) -</b>
<b>Securities premium<sup>4</sup></b>	
Balance as at March 31, 2018	10,010.98
Balance as at March 31, 2019	10,010.98
<b>Balance as at March 31, 2020</b>	<b>(B) 10,010.98</b>
<b>Equity component of optionally convertible debentures ('OCD's') [refer note 15 (2)]</b>	
Balance as at March 31, 2018	-
Add: Equity component recognised during the year	45.92
Balance as at March 31, 2019	45.92
<b>Balance as at March 31, 2020</b>	<b>(C) 45.92</b>
<b>Debenture redemption reserve ('DRR')<sup>7</sup></b>	
Balance as at March 31, 2018	127.20
Less: Amount transferred to the retained earnings	(32.34)
Balance as at March 31, 2019	94.86
Less: Amount transferred to the retained earnings	(35.37)
<b>Balance as at March 31, 2020</b>	<b>(D) 59.49</b>
<b>General reserve<sup>5</sup></b>	<b>(₹ in crore)</b>
Balance as at March 31, 2018	174.56
Balance as at March 31, 2019	174.56
<b>Balance as at March 31, 2020</b>	<b>(E) 174.56</b>

## Notes to the standalone financial statements for the year ended March 31, 2020

<b>Capital reserve<sup>1</sup></b>	
<b>Balance as at March 31, 2018</b>	141.75
<b>Balance as at March 31, 2019</b>	141.75
<b>Balance as at March 31, 2020</b>	<b>(F) 141.75</b>
<b>Foreign currency monetary translation difference account ('FCMTR') (refer note 15(3))<sup>8</sup></b>	
<b>Balance as at March 31, 2018</b>	40.40
Add: Exchange difference recognised during the year	(114.50)
Less: FCMTR amortisation during the year	(5.79)
Balance as at March 31, 2019	(68.31)
Add: Exchange difference recognised during the year	(195.39)
Less: FCMTR amortisation during the year	(15.31)
<b>Balance as at March 31, 2020</b>	<b>(G) (248.39)</b>
<b>Retained earnings<sup>6</sup></b>	
Balance as at March 31, 2018	1,123.36
Loss for the year	(1,034.31)
Add: Amount transferred from debenture redemption reserve	32.34
Add: Re-measurement gains on defined benefit plans	0.21
<b>Balance as at March 31, 2019</b>	<b>121.50</b>
Loss for the year	(1,479.12)
Add: Amount transferred from debenture redemption reserve	35.37
Add: Loss on sale of treasury shares	(72.00)
Add: Re-measurement gains on defined benefit plans	0.04
Add: Transfer from Fair valuation through other comprehensive income ('FVTOCI') reserve	445.67
<b>Balance as at March 31, 2020</b>	<b>(H) (948.54)</b>
<b>Fair valuation through other comprehensive income ('FVTOCI') reserve<sup>3</sup></b>	
Balance as at March 31, 2018	4,993.65
Gains / (loss) on FVTOCI of equity securities ( net of tax ₹ 1,307.47 crore)	(4,315.81)
<b>Balance as at March 31, 2019</b>	<b>677.84</b>
Add: Gains / (loss) on FVTOCI of equity securities ( net of tax ₹ 464.65 crore)	1,996.21
Less: Transfer to retained earnings	(445.67)
<b>Balance as at March 31, 2020</b>	<b>(I) 2,228.38</b>
<b>Total other equity</b>	<b>(A+B+C+D+E+F+G+H+I)</b>
<b>Balance as at March 31, 2019</b>	<b>11,097.56</b>
<b>Balance as at March 31, 2020</b>	<b>11,464.15</b>

- On July 02, 2014, the Board of Directors of the Company approved an issue and allotment of up to 180,000,000 warrants having an option to apply for and be allotted equivalent number of equity shares of face value of Re.1 each on a preferential basis under chapter VII of the SEBI ICDR Regulations and provisions of all other applicable laws and regulations and accordingly the Company received an advance of ₹ 141.75 crore against such share warrants. The shareholders approved the aforesaid issue of warrants through postal ballot on August 12, 2014. Pursuant to the approval of the Management Committee of the Board of Directors dated February 26, 2016 the outstanding warrants have been cancelled as the holders did not exercise the option within the due date of 18 months from the date of allotment, and ₹ 141.75 crore received as advance towards such warrants has been forfeited in accordance with the SEBI ICDR Regulations during the year ended March 31, 2016. The said amount was credited to Capital Reserve account during the year ended March 31, 2016.

## Notes to the standalone financial statements for the year ended March 31, 2020

2. The Company had given an interest free loan of ₹ 115.00 crore to GMR Welfare Trust ('GWT') during the year ended March 31, 2011 for the purpose of employee benefit scheme. The trust had utilised the proceeds of the loan received from the Company in the following manner:

	(₹ in crore)	
	March 31, 2020	March 31, 2019
Investment in equity shares of the Company	-	101.54
Investment in equity shares of GAL (refer note 5)	-	11.28
Others	-	2.18
	-	<b>115.00</b>

SEBI had issued Circular CIR/CFD/DIL/3-2013 dated January 17, 2013 prohibiting listed companies from framing any employee benefit scheme involving acquisition of its own securities from the secondary market. SEBI had issued Circular CIR/CFD/POLICYCELL/14/2013 dated November 29, 2013 extending the date of compliance to June 30, 2014. The management of the Company submitted the details of GWT to the stock exchanges. SEBI has issued a Notification dated October 28, 2014 notifying "The Securities and Exchange Board of India (Share Based Employee Benefits) Regulations, 2014" ("SEBI Regulations") whereby the Companies having existing schemes to which these regulations apply are required to comply with these regulations within one year of the effective date of the regulations and the trusts holding shares, for the purposes of implementing general employee benefit schemes, which exceed ten percent of the total value of the assets of the trusts, shall have a period of five years to bring down trusts' holding in such shares to the permissible limits. SEBI published Frequently Asked Question ("FAQ") on SEBI Regulations and clarified that appropriation of shares towards ESPS/ESOP/SAR/General Employee Benefits Scheme / Retirement Benefit Schemes by October 27, 2015 would be considered as compliance with proviso to regulation 3(12) of the SEBI Regulations. The Company may appropriate towards individual employees or sell in the market during next one year so that no unappropriated inventory remains thereafter. The shareholders have approved the revised terms and conditions of the scheme by passing a special resolution in the Annual General Meeting of the Company held on September 23, 2015 and that the Company will ensure compliance with other applicable provisions of the new regulations within the permissible time period. Pursuant to the implementation of Ind AS, the Company has consolidated the financial statements of GWT in its standalone financial statements and accordingly the loans has become Nil during Previous year.

During the current year, the GWT has fully repaid the outstanding balance of the aforementioned loan amounting ₹ 115.00 crores and has also transferred the sharers of GAL held by it, to the Company pursuant to share purchase agreement entered during the year between the Company and GWT. Hence, the Company has discontinued consolidating the financials of GWT in its standalone financial statement as on March 31, 2020.

### 3. FVTOCI equity securities

Pursuant to change in accounting policies as detailed in note 2, the Company has elected to recognise changes in the fair value of investments in equity securities in other comprehensive income. These changes are accumulated within the FVTOCI reserves within equity.

4. Securities premium reserve is used to record the premium on issue of shares. The reserve can be utilised only for limited purposes such as issuance of bonus shares in accordance with the provisions of the Companies Act, 2013.
5. General reserve was created pursuant to transfer of debenture redemption reserve and equity component of preference share. General reserve is a free reserve available to the Company.
6. Retained Earnings are the profits of the Company earned till date net of appropriations.
7. As at March 31, 2020, the Company has earmarked a portion of its distributable profits for redemption of its outstanding debentures. Till 31 March 2019, such reserve was carried in terms of the requirements of the Companies Act, 2013.
8. FCMTR represents unamortised foreign exchange differences arising on translation of long-term foreign currency monetary items.

## Notes to the standalone financial statements for the year ended March 31, 2020

## 15. Financial liabilities - Borrowings

(₹ in crore)

	Non-current		Current	
	March 31, 2020	March 31, 2019	March 31, 2020	March 31, 2019
<b>Long term borrowings:</b>				
<b>Debentures / Bonds</b>				
10,000 (March 31, 2019: 10,000) 0% redeemable and non-convertible debentures of ₹ 252,500 each (March 31, 2019: ₹ 432,500; (secured) <sup>1,30</sup>	-	207.29	252.18	224.49
3 (March 31, 2019: 3) 0% optionally convertible debentures of ₹ 57,41,97,685 each (March 31, 2019: ₹ 430,802,315; (secured) <sup>2</sup>	-	-	161.05	120.86
6 (March 31, 2019: 6) 7.5% Foreign Currency Convertible Bonds ('FCCBs') of USD 50,000,000 (March 31, 2019: USD 50,000,000) each (unsecured) <sup>3,30</sup>	2,224.20	2,032.81	-	-
<b>Term Loans</b>				
<b>From banks</b>				
Indian rupee term loans (secured) <sup>4,5,6,7,8,9,10,28,30</sup>	773.71	923.91	160.27	322.23
Indian rupee term loans (unsecured) <sup>11</sup>	490.22	487.20	-	-
<b>From financial institutions</b>				
Indian rupee term loans (secured) <sup>12,13,14,27,30,</sup>	171.41	344.10	173.34	89.00
Indian rupee term loans (unsecured) <sup>15,16,17,18,19</sup>	522.52	761.98	229.73	164.76
<b>Others</b>				
Loans from others (secured) <sup>2</sup>	-	140.78	-	50.18
Loans from related parties (unsecured) <sup>20,21,22,23</sup> (Refer note 33)	2,159.39	335.62	44.59	37.47
<b>Short term borrowings:</b>				
Bank Overdraft (secured) <sup>24</sup>	-	-	268.18	331.19
Working capital loan (secured) <sup>24</sup>	-	-	139.34	-
Inter-corporate deposits from related parties (secured) <sup>25</sup> (Refer note 33)	-	-	-	400.00
Inter-corporate deposits from related parties (secured) <sup>26</sup> (Refer note 33)	-	-	411.13	212.36
	<b>6,341.45</b>	<b>5,233.70</b>	<b>1,839.81</b>	<b>1,952.54</b>
<b>The above amount includes</b>				
Secured borrowings	945.12	1,616.08	1,154.35	1,537.95
Unsecured borrowings	5,396.33	3,617.62	685.45	414.59
Less: amount clubbed under "Other financial liabilities" (refer note 16)	-	-	(1,021.16)	(1,008.99)
<b>Total financial liabilities - borrowings</b>	<b>6,341.45</b>	<b>5,233.70</b>	<b>818.64</b>	<b>943.55</b>

1. During the year ended March 31, 2012, the Company had entered into an agreement to issue 7,000 secured, listed redeemable, non convertible debentures of ₹ 1,000,000 each to ICICI Bank Limited ('ICICI') ('Tranche 1'). During the year ended March 31, 2013 the Company had further entered into an agreement with ICICI to issue 3,000 secured, redeemable, non convertible debentures of ₹ 1,000,000 each ('Tranche 2'). These debentures are secured by way of (i) first pari passu charge over 444.52 acres of land held by GKSIR (ii) subservient charge on 8,236 acres of SEZ land held by KSL (iii) first exclusive charge over Debt Service and Reserve Account ('DSRA') maintained by the Company with ICICI and (iv) second ranking pledge over 30% of fully paid-up equity shares of ₹ 10 each of GGAL. These debentures are redeemable at a premium yield during FY 19-20 @ 14.50% p.a. base rate of ICICI plus 4.50% p.a. The Tranche 1 is redeemable in thirty seven quarterly unequal instalments commencing from March 25, 2012 and

## Notes to the standalone financial statements for the year ended March 31, 2020

Tranche 2 is redeemable in thirty six quarterly unequal instalments commencing from June 25, 2012. As at March 31, 2020, the Company has partially redeemed these debentures and the revised face value of these debentures after redemption is ₹ 252,500 (March 31, 2019: ₹ 432,500) per debenture. Further the lender has certain mandatory prepayment rights as per the terms of the agreements, including amendments thereof. Also refer note 15(30) below.

2. During the year ended March 31, 2019, the Company had entered into an agreement to issue eight 0% Optionally Convertible Debentures ('OCD's') of ₹ 402.00 crore i.e. 4 OCD of ₹ 43.08 crores and 4 OCD of ₹ 57.42 crores to Doosan Power Systems India Private Ltd ('DPS') which were redeemable in eight quarterly unequal instalments commencing from March 31, 2019. However, subsequent to issue of OCD's, based on interpretative letter received from Securities and Exchange Board of India ('SEBI'), 4 OCD's of face value amounting to ₹ 229.68 crore were cancelled by the Company and have been considered as 'loans from others' during the year ended March 31, 2019. Thereafter the same has been reallocated on 27th September 2019. These OCD's are secured by way of (i) pledge of 217,300,975 fully paid -up equity shares of ₹ 10 each of GEL owned by GIL and GGAL in favour of DPS. As at March 31, 2020, the Company has redeemed the five installment and carrying value of three outstanding debentures is ₹ 161.05 crore. The presentation of liability and equity portion of aforesaid OCD is explained in the summary of significant accounting policy.
3. Pursuant to the approval of the Management Committee of the Board of Directors dated December 10, 2015, the Company has issued 7.50% Unlisted FCCBs of USD 30.00 crore to Kuwait Investment Authority with a maturity period of 60 years which has outstanding amount ₹ 2224.20 crores (March 2019 : ₹ 2032.81 crores). The subscriber can exercise the conversion option on and after 18 months from the closing date upto close of business on maturity date. Interest is payable on annual basis. The FCCBs are convertible at ₹ 18 per share which can be adjusted at the discretion of the Company, subject to the regulatory floor price. The exchange rate for conversion of FCCBs is fixed at ₹ 66.745/USD. As at March 31, 2020, FCCB holders have not exercised the conversion option. The Company needs to take necessary steps in case the bondholders direct the Company to list the FCCBs on the Singapore Exchange Trading Limited. Also refer note 15(30) below.
4. Indian rupee term loan from a bank of ₹ 64.89 crore is outstanding as on March 31, 2020 (March 31, 2019: ₹ 110.98 crore) carries interest @ the lender's Marginal Cost of Funds based Lending Rate of 1Y (I-MCLE-1Y) plus spread of 4.55% p.a. (March 31, 2019: I-MCLE-1Y plus spread of 4.55% p.a.) and interest is payable on a monthly basis. The loan is secured by (i) first pari passu charge over 444.52 acres of land held by GKSIR (ii) subservient charge on 8,236 acres of SEZ land held by KSL (iii) charge over Dividend / Interest Escrow Account of the Company into which all dividends and/or interest receivable by the Company from GEL and GGAL would be deposited and (iv) first ranking pledge/NDU over 49% of equity shares of GGAL. The loan is repayable in eighteen structured quarterly instalments commencing from December 25, 2016 and ending on September 25, 2021. Further the lender has certain mandatory prepayment rights as per the terms of the agreements, including amendments thereof. Also refer note 15(30) below.
5. Indian rupee term loan from a bank of ₹ Nil ( March 31, 2019: ₹ 17.40 crore) carries interest @ base rate of lender plus spread of 0.85% p.a. (March 31, 2019: base rate of lender plus spread of 0.85% p.a.) and interest is payable on a monthly basis. The loan is secured by i) 10% of cash margin on the outstanding amount in the form of lien on fixed deposits in favour of the lender ii) an exclusive charge on assets created out of this facility iii) corporate guarantee of GEPL and iv) securities as set out in note 15(29). The loan is repayable in ten structured quarterly instalments commencing from March 6, 2017 as per the revised agreement dated May 23, 2016. The bank has a put option for full or part of the facility amount at the end of thirty six months from the date of first disbursement and every three months thereafter. Further the lender has certain mandatory prepayment rights as per the terms of the agreements, including amendments thereof. The loan has been repaid in full during the current year. Also refer note 15(30) below.
6. Indian rupee term loan from a bank of ₹ Nil (March 31, 2019: ₹ 44.72 crore) carries interest @ base rate of lender plus spread of 1.50% p.a. (March 31, 2019: base rate of lender plus spread of 1.50% p.a.) and interest is payable on a monthly basis. The loan is secured by i) 10% of cash margin on the outstanding amount in the form of lien on fixed deposits in favour of the lender ii) charge on assets created out of this facility and iii) securities as set out in note 15(29). The loan is repayable in eight equal quarterly instalments commencing from January 27, 2018 as per the revised agreement dated May 23, 2016. The bank has a put option for full or part of the facility amount at the end of eighteen months from the date of first disbursement and every three months thereafter. Further the lender has certain mandatory prepayment rights as per the terms of the agreements, including amendments thereof. The loan has been repaid in full during the current year.
7. Indian rupee term loan from a bank of ₹ 43.48 crore (March 31, 2019: ₹ 60.17 crore) carries interest @ base rate of lender plus spread of 1.25% p.a. (March 31, 2019: base rate of lender plus spread of 1.25% p.a.) and interest is payable on a monthly basis. The loan is secured by i) 10% of cash margin on the outstanding amount in the form of lien on fixed deposits in favour of the lender ii) an exclusive charge on assets created out of underlying facility by GISPL in favour of lender approved correspondent bank iii) second charge on cash flows of GISPL from coal trading under Coal Sales and Purchase Agreement with GCRPL iv) exclusive charge on loans given to GEL v) DSRA covering interest payment for the next three months and vi) securities as set out in note 15(29). The loan is repayable in fourteen unequal semi-annual instalments commencing after twelve months from the date of first disbursement. Further the lender has certain mandatory prepayment rights as per the terms of the agreements, including amendments thereof.



## Notes to the standalone financial statements for the year ended March 31, 2020

8. Indian rupee term loan from a bank of ₹ 508.39 crore (March 31, 2019: ₹ 509.74 crore) carries interest @ lender's marginal cost of funds based lending rate ('MCLR') plus spread of 3.10% p.a. (March 31, 2019: MCLR plus spread of 3.10% p.a.) and interest is payable on a monthly basis. The loan is secured by (i) first charge on the assets taken on loan by the Company to provide minimum cover of 1.00 times of the facility outstanding (ii) extension of pledge over 20% shares of GEL along with all beneficial/economic voting rights (already cross collateralized for existing term loan facilities at the Company, RSSL, GGAL (Term Loan-I) GMRHL (Term Loan-I)) (iii) additional pledge over 8% shares of GEL along with all beneficial/economic voting rights and non disposal undertaking over 2% shares of GEL (prior to disbursement) (iv) pledge over 26% shares of GMR Airports Limited along with all beneficial/economic voting rights (v) margin of 19.14% of outstanding amount (in form of FD/cash or any other instrument to the satisfaction of the lender). The loan is repayable in fourteen half yearly structured instalments commencing after a moratorium period of one year from the date of first disbursement. Further the lender has certain mandatory prepayment rights as per the terms of the agreements. Also refer note 15(30) below.
9. Indian rupee term loan from a bank of ₹ 29.94 crore (March 31, 2019: ₹ 142.22 crore) carries interest @ base rate of lender plus spread of 0.50% p.a. (March 31, 2019: base rate of lender plus spread of 0.50% p.a.) and interest is payable on a monthly basis. The loan is secured by i) 10% DSRA in the form of lien on fixed deposits in favour of the lender ii) Exclusive first charge on assets provided by the Company created out of this facility and iii) securities as set out in note 15(29). The loan is repayable in fourteen structured quarterly instalments commencing from January 15, 2017 as per the revised agreement dated May 23, 2016. Further the lender has certain mandatory prepayment rights as per the terms of the agreements, including amendments thereof.
10. Indian rupee term loan from a bank of ₹ 287.28 crore (March 31, 2019: ₹ 340.20 crore) carries interest @ MCLR plus spread of 1.45% p.a. (March 31, 2019: MCLR plus spread of 1.45% p.a.) and interest is payable on a monthly basis. The loan is secured by i) first charge on assets created out of this facility ii) 10% of cash margin on the outstanding amount in the form of lien on fixed deposits in favour of the lender and iii) securities as set out in note 15(29). The loan is repayable in twenty eight structured quarterly instalments commencing from October 2017. Further the lender has certain mandatory prepayment rights as per the terms of the agreements, including amendments thereof.
11. Indian rupee term loan from a bank of ₹ 490.22 crore is outstanding as on March 31, 2020 (March 31, 2019: ₹ 487.20 crore) carries interest @ base rate of lender plus spread of 4.75% p.a. (March 31, 2019: base rate of lender plus spread of 4.75% p.a.) payable on a monthly basis. The loan is secured by (i) first pari passu charge on 444.52 acres of land held by GKSIR and (ii) subservient charge on 8,236 acres of SEZ land held by KSL. The loan is repayable in twelve structured quarterly instalments commencing from April 25, 2021 and ending on January 25, 2024 as per the revised agreement dated May 27, 2016. Further the lender has certain mandatory prepayment rights as per the terms of the agreements, including amendments thereof.
12. Indian rupee term loan from a financial institution of ₹ 43.28 crore (March 31, 2019: ₹ 86.35 crore) carries interest rate @ 13.50% p.a. (March 31, 2019: 13.50% p.a.) and is payable on a monthly basis. The loan is repayable in eighteen quarterly instalments commencing from October' 2016. The loan is secured by way of i) first mortgage and charge on non-agriculture lands of SJK Powergen Limited ('SJK') ii) pledge of 20,000,000 equity shares of Re. 1 each of the Company, held by GEPL and iii) pledge of such number of equity shares of ₹ 10 each of GEL having book value of minimum of ₹ 400.00 crore held by the Company and in case of default of repayment of loan, the lender has the right to convert the loan into equity.
13. Indian rupee term loan from a financial institution of ₹ 211.95 crore (March 31, 2019: ₹ 236.47 crore) carries interest @ the lender's benchmark rate plus spread of 3.30% p.a. (March 31, 2019: lender's benchmark rate plus spread of 3.30% p.a.). The loan is secured by i) a mortgage on exclusive first charge basis on a) 99.76 acres of immovable property held by RSSL b) 10 acres of immovable property held by GEPL c) 10 acres of immovable property held by Fabcity Properties Private Limited d) 11.46 acres of immovable property held by GMR Bannerghatta Properties Private Limited e) 13.225 acres of land held by BIPL f) 246.10 square meter of house property located in New Delhi held by DG Buildwell Private Limited g) commercial property held by Grandhi Enterprises Private Limited and corporate guarantee of these entities which are giving mortgage charge ii) minimum 0.75 time cover on the loan amount by way of first pari-passu charge over SEZ land held by KSL iii) pledge of 10,551,655 unlisted shares of Rajam Enterprises Private Limited iv) Pledge of 6,024,097 listed shares of the Company on exclusive charge basis v) DSRA covering interest payment for two quarters and principal repayment for one quarter in the form of fixed deposit vi) escrow over all the receivables from KSL on exclusive charge basis and vii) post dated cheques ('PDC') for interest and principal repayments. The loan is repayable in forty eight monthly instalments commencing after a moratorium period of 12 months from the date of first disbursement. Further the lender has certain mandatory prepayment rights as per the terms of the agreements.
14. Indian rupee term loan from a financial institution of ₹ 86.62 crore (March 31, 2019: ₹ 99.76) carries interest @ SREI Prime Lending Rate (SPLR) add spread of 1.00% p.a (March 31, 2019 : SPLR add spread of 1.00% p.a.) payable on a monthly basis. The loan is secured against i) exclusive charge over 197 equipments ii) first charge over track laying and associated equipment owned by the Company for the DFCC package 201 iii) first pari passu charge by way of hypothecation over the entire current assets of the DFCC package 202 (hereinafter referred as "project") including cash flows related to the project by way of escrow mechanism iv) second pari passu charge by way of hypothecation over the movable fixed assets of the project including but not limited to track laying and associated equipment of the project v) first pari passu charge over all the project documents including all licenses, permits, approvals, consents and insurance policies. The loan facility shall be repaid in four structured monthly installments commencing from March 2020 to June 2020.

## Notes to the standalone financial statements for the year ended March 31, 2020

15. Indian rupee term loan from a financial institution of ₹ 85.68 crore (March 31, 2019: ₹ 107.11 crore) carries interest @ 12.00% p.a. (March 31, 2019: 12.00% p.a.) payable on a quarterly basis. The loan is repayable in seven equal annual instalments commencing at the end of four years from the date of first disbursement. The loan is secured by exclusive first charge on land held by GKSIR.
16. Indian rupee term loan from a financial institution of ₹ 199.80 crore (March 31, 2019: ₹ 299.65 crore) carries interest @ 11.75% p.a. (March 31, 2019: 11.75% p.a.) payable on a half yearly basis. The loan is repayable in ten equated annual instalments commencing from December 2012. The loan is secured by a first pari passu charge on 8,236 acres of land held by KSL.
17. Indian rupee term loan from a financial institution of ₹ 216.61 crore (March 31, 2019: ₹ 259.98 crore) carries interest @ 12.15% p.a. (March 31, 2019: 12.15% p.a.) payable on a quarterly basis. The loan is repayable in six equal annual instalments commencing at the end of five years from the date of first disbursement. The loan is secured by an exclusive first charge on certain immovable properties located in the State of Telangana owned by Namitha Real Estate Private Limited (NREPL), a subsidiary of the Company, Corporate Infrastructure Services Private Limited, a fellow subsidiary, Varalaxmi Jute & Twine Mills Private Limited, Vijay Niwas Real Estates Private Limited and Smt. G. Varalakshmi.
18. Indian rupee term loan from a financial institution of ₹ 185.00 crore (March 31, 2019: ₹ 185.00 crore) carries interest @ SPLR less spread of 1.50% p.a. (March 31, 2019 : SPLR less spread of 1.50% p.a.) payable on a monthly basis. The loan facility is repayable at the end of six years from initial disbursement date. The loan is secured against i) second pari passu charge on entire current assets of GEPL ii) corporate guarantee of GEPL. Further the lender has certain mandatory prepayment rights as per the terms of the agreements.
19. Indian rupee term loan from a financial institution of ₹ 65.17 crore (March 31, 2019: ₹ 75.00 crore) carries interest @ SPLR less spread of 3.25% p.a. (March 31, 2019 : SPLR less spread of 3.25% p.a.) payable on a monthly basis. The loan is secured against i) second pari passu charge on entire current assets of GEPL ii) corporate guarantee of GEPL. Further the lender has certain mandatory prepayment rights as per the terms of the agreements. The loan facility is repayable at the end of fifteen months from initial disbursement date.
20. Loan of ₹ 44.59 crore (March 31, 2019: ₹ 49.11 crore) from its subsidiary, GADL carries interest @ 12.95% p.a. (March 31, 2019: 12.95% p.a.) and is payable on a monthly basis. The loan is to be repaid on September 23, 2020.
21. Loan of ₹ Nil (March 31, 2019: ₹ 46.77 crore) from its subsidiary, GETL carries interest @ 14.00% p.a (March 31, 2019: 14.00% p.a.) and is payable along with the principal. The loan is repayable after 3 years from the date of disbursement of the respective loan.
22. Loan of ₹ 277.22 crore (March 31, 2019: ₹ 277.22 crore) from its subsidiary, GPCL carries interest @ 7% p.a. (March 31, 2019: 7% p.a.) and is payable along with the principal. The loan is repayable after 3 years from the date of disbursement of the loan.
23. Loans of ₹ 1,882.17 crore (March 31, 2019: Nil) from its subsidiaries, GIDL carries interest @ 19.46% p.a (March 31, 2019: Nil) and is payable along with the principal. The loan is repayable after 3 years from the date of disbursement of the loan.
24. Bank overdrafts amounting to ₹ 268.18 crore (March 31, 2019: ₹ 331.19 crore) and working capital loan amounting to ₹ 139.34 crore (March 31, 2019: Nil) is secured by
  - A) First charge on current assets of the EPC division of the Company and GIL-SIL Joint Venture (package 202),
  - B) First charge ranking Pari-Pasu on the escrow Account / TRA Account maintained for the purpose of project package 202 along with other working capital as well as term loan lenders, 2nd Pari-Pasu charge towards equipment financed by Lakshmi vilas bank .

### Collateral Security

Exclusive Charge by way of mortgage of around 334.24 acres vacant land situated at Ayyarnpalli, Nagamangalam, Udhanpalli, Udedurgam and Thimjepalli villages near hosur, Tamil Nadu, which is part of 2101 acres, purchased for industrial development. The land stands in the name of M/s GMR Krishnagiri SEZ Limited, M/s Lilliam Properties (P) Ltd. and M/s Suzone Propoerties (P) Ltd. which are all GMR Group companies

Exclusive sharge by way of mortgage of residential property at Jaynagar 4th block, Bengaluru standing in the name of B V Nageswara Rao measuring 2494 Sq.ft

Exclusive charge by way of lien marked on fixed deposit of Rs 14.50 cr maintained with the branch along with interest accrued thereon (In lieu of commercial property owned by GMR Family Fund Trust at Museum Road, Bengaluru admeasuring 6455 Sq ft

first mortgage on the Company's entire fixed asset pertaining to DFCC- 201 project, second pari-passu charge on equipments financed by lakshmi vilas bank, a first charge on all the Company's bank accounts including, without limitation, the TRA/ Escrow account and lien on fixed deposits with banks and carries an interest ranging between 8.30% to 14.25% p.a. (March 31, 2019: 12.30% to 14.25% p.a.).

The cash credit facility is further secured by personal/corporate Guarantee

## Notes to the standalone financial statements for the year ended March 31, 2020

Mr . B V Nageswara Rao, Group Director, (To the extent of the value of the property offered as collateral security i.e ₹ 4.30 Cr); M/s GMR Krishnagiri SEZ Limited; M/s GMR Lilliam Properties (P) Ltd; M/s GMR Suzone Properties (P) Ltd.

First Mortgage on the company's entire Fixed Assets Pertaining to subject project (If any) and First charge by way of Hypothecation on all movable assets (Excluding all equipments funded by our banks) including but not limited to all current / non-current assets in respect of Project (Package 201) both present and future ranking pari pasu with other working capital and NFB / BG Lenders.

- (C) A first Charge on all the compnay's Bank accounts including, without limitation, the TRA / Escrow account and each of the other accounts as required to be created by the company for this project under any project Document or contract
  - (D) A first charge / assignment/ security interest on the company's rights under the EPC Agreement, major project documents & Contracts and all licenses, permits, approvals, consents and insurance policies in respect of the present project
  - (E) Assignment of Contractor guarantees, liquidated damages, letter of credit, guarantee or performance bond that may be provided by any counter party under any project agreement or contract in favor of the company and insurance policies etc. pertaining to this project The Aforesaid security would rank pari passu with all the security created/to be created in favour of the lenders and working capital lenders, if any for securing the fund based and non fund based working capital limits for the project Second Pari Passu Charge on the fixed assets of project (Package 201) financed by the bank Present and Future
25. Loan from DIAL of ₹ Nil (March 31, 2019: ₹ 400.00 crore) carries interest @ 10.15% p.a. to 15% (March 31, 2019: 10.15%) and is payable along with the principal. The loan is secured by i) an equitable mortgage by way of deposit of title deeds equivalent to 100% of loan amount, in favour of the lender in a form satisfactory to the lender on the immovable property of land admeasuring 800 acres situated at Hosur Taluka , Krishnagiri district, Tamil Nadu ii) pledge of 1,258,910,030 unlisted equity shares of ₹ 10 each of GGAL .The loan is repayable within twenty months from the date of first disbursement. The loan has been repaid during the year.
26. Loans of ₹ 411.13 crore (March 31, 2019: ₹ 212.36 crore) from its subsidiaries, carry interest ranging between 7.00% p.a. to 12.95% p.a. (March 31, 2019: 7.00% p.a. to 12.95% p.a.) and is payable along with repayment of principal or on such intervals as may otherwise be agreed upon by the parties
27. Vehicle loan taken from a financial institution of ₹ 2.90 crore. (March 31, 2019: ₹ 10.52 crore) carries interest @ 9.50% p.a. payable on a monthly basis. The loan is repayable in thirty four monthly instalments commencing after two months from the date of first disbursement. The loan is secured by a charge on the assets purchased out of loan proceeds by the Company.
28. Indian rupee term loan from a bank of ₹ Nil (March 31, 2019: ₹ 20.71 crore ) carries interest @ MCLR plus spread of 1.35% p.a. (March 31, 2019: MCLR plus spread of 1.35% p.a.) and is payable on a monthly basis. The loan is secured by i) hypothecation of construction equipments/machineries purchased out of the term loan on exclusive basis and ii) pari passu first charge on the current assets of the Company and bank accounts of GIL-SIL JV. The loan is repayable in nineteen structured monthly instalments commencing after 2 months from the date of first disbursement.The loan has been repaid during the year.
29. Securities for the facilities mentioned in note 5, 6, 7, 9 & 10
- a) First charge over 30% pledge of shares of RSSL and 70% shares under NDU arrangement to be kept in lender's demat account.
  - b) Charge over 30% pledge of shares of GGAL.
  - c) Pledge over 30% shares of GMRHL held by the Company.
  - d) Undertaking from the Company to hold majority stake in GMRHL.
  - e) Pledge/charge on the advances/CCPS invested by GISPL in GCRPL in favour of lender/ lender approved correspondent bank.
  - f) Mortgage on office space at Bandra Kurla Complex, Mumbai.
  - g) Pledge of 30% shares of GPCL.
  - h) NDU of 21% shareholding of GPCL.
  - i) Pledge over 26% shares of GAL along with all beneficial/economic voting rights.
30. The period and amount of delays as on the balance sheet date with respect to abovementioned borrowings are as follows:

## Notes to the standalone financial statements for the year ended March 31, 2020

Nature	Particulars	March 31, 2020 (₹ in crore)	Period of delay (No. of Days)	March 31, 2019 (₹ in crore)	Period of delay (No. of Days)
i) Payment of Principal	Indian Rupee term loans from banks	-	-	25.74	0-30
ii) Payment of Principal/ Premium	0% redeemable and non-convertible debentures from a bank	45.00	0-30	59.24	0-30
iii) Payment of Interest	0% redeemable and non-convertible debentures from a bank	8.47	0-30	-	-
	Interest on FCCB*	-	-	159.15	0-365
	Indian Rupee term loans from banks	-	-	7.24	0-30
	Indian Rupee term loans from financial institutions	-	-	20.41	0-30
	<b>Total</b>	<b>53.47</b>		<b>271.78</b>	

\* The Company has a one time contractual option to delay payment of interest for a year.

The Company has paid all aforesaid delayed outstanding amounts subsequent to March 31, 2020 and March 31, 2019 except for payment of outstanding interest pertaining to FCCB. During the current year, the Company has obtained extension from the bondholder for the payment of interest as on March 31, 2020. Further, none of the lenders have demanded for repayment for outstanding amounts as at March 31, 2020 and March 31, 2019.

### 16. Other financial liabilities

(₹ in crore)

	Non-current		Current	
	March 31, 2020	March 31, 2019	March 31, 2020	March 31, 2019
<b>Other financial liabilities at amortised cost</b>				
Security deposit- Related parties (refer note 33) <sup>3</sup>	49.50	60.23	-	-
Security deposit others	0.16	0.17	-	-
Financial guarantee	79.06	89.75	16.68	15.54
Unclaimed dividend	-	-	0.27	0.27
Non-trade payable (including retention money) <sup>1, 2</sup>	-	-	1,200.92	1,198.62
Non trade payable- Related parties (refer note 33)	-	-	555.08	8.52
Interest accrued on debt and borrowings	-	-	528.02	294.18
Current maturities of long-term borrowings (refer note 15) <sup>4</sup>	-	-	976.57	971.52
Current maturities of long term borrowings - Related parties (refer note 15, 33)	-	-	44.60	37.47
<b>Total other financial liabilities</b>	<b>128.72</b>	<b>150.15</b>	<b>3,322.14</b>	<b>2,526.12</b>

- During the year ended March 31, 2016, ₹ 22,563 had received as excess share application money received against rights issue which is pending to be refunded during year ended March 31, 2020.
- In July 2010, IDFC and Temasek ('PE investors') had made certain investments through preference shares in GMR Energy Limited (GEL). There were certain amendments to the original arrangement between the Company, GEL and the PE investors. Per the latest amended Subscription and Shareholder Agreement executed in May 2016, preference shares held by the PE investors were converted into equity shares of GEL. Post conversion, the PE investors held 17.85% of equity shares in GEL with an exit option within the timelines as defined in the aforesaid amended agreement. As the said timelines have expired during the current year and the PE investors have sort for an exit without any further extensions, the Company has recognized the financial liability of ₹ 1,192.43 crore in the financial statements with corresponding investments in equity shares.
- Security deposit of ₹ 49.50 crore (March 31, 2019: ₹ 60.23 crore ) from its subsidiary, RSSL carries interest @ 11.35% p.a. (March 31, 2019: 11.35% p.a.) payable on a monthly basis. The security deposit is repayable on discharge of all performance obligations of RSSL under the long term service agreements entered into with the Company and other group companies.
- Includes unpaid matured debentures and interest accrued thereon amounting to ₹ 53.47 crore (March 2019 : ₹ 59.24 crore)

## Notes to the standalone financial statements for the year ended March 31, 2020

## 17. Provisions

(₹ in crore)

	Non-current		Current	
	March 31, 2020	March 31, 2019	March 31, 2020	March 31, 2019
<b>Provision for employee benefits</b>				
Provision for gratuity (refer note 34)	0.89	1.13	-	0.60
Provision for superannuation	-	-	0.05	0.05
Provision for compensated absences	-	-	4.78	4.17
<b>Total Provisions</b>	<b>0.89</b>	<b>1.13</b>	<b>4.83</b>	<b>4.82</b>

## 18. Deferred tax liabilities (net)

(₹ in crore)

	March 31, 2020	March 31, 2019
<b>Deferred tax liabilities arising on account of</b>		
Property, plant & equipment and Intangible assets	4.73	3.49
Fair valuation gain (net) on equity instruments	1,213.63	473.14
Financial liabilities recognised at amortised cost	3.86	16.14
<b>Total deferred tax liabilities (A)</b>	<b>1,222.22</b>	<b>492.77</b>
<b>Deferred tax assets arising on account of</b>		
Brought forward capital losses	(275.93)	-
Expenses deductible on payment	(4.73)	(3.49)
<b>Total deferred tax assets (B)</b>	<b>(280.66)</b>	<b>(3.49)</b>
<b>MAT credit entitlement (C)</b>	<b>(58.72)</b>	<b>(97.23)</b>
<b>Total deferred tax liabilities (net) (A+B+C)</b>	<b>882.84</b>	<b>392.05</b>

## 19. Other liabilities

(₹ in crore)

	Non-current		Current	
	March 31, 2020	March 31, 2019	March 31, 2020	March 31, 2019
Advances from customers (refer note 33)	-	563.85	155.03	246.81
Statutory due payables	-	-	7.18	3.01
<b>Total other liabilities</b>	<b>-</b>	<b>563.85</b>	<b>162.21</b>	<b>249.82</b>

## 20. Financial liabilities - Trade payables

(₹ in crore)

	Current	
	March 31, 2020	March 31, 2019
Total outstanding dues of micro enterprises and small enterprises <sup>1,3</sup>	32.64	13.94
Total outstanding dues of creditors other than micro enterprises and small enterprises <sup>1</sup>		
- Trade payables	502.12	470.45
- Trade payables to related parties (refer note 33)	17.30	11.60
<b>Total trade payables</b>	<b>552.06</b>	<b>495.99</b>

1. Includes retention money of ₹ 87.08 crore (March 31, 2019: ₹ 78.63 crore). Retention money is payable on the completion of the contracts or after the completion of the defect liability period as defined in the respective contracts. These payments are kept as retention to ensure performance of the vendor obligation and hence are not discounted for present value of money.)

## Notes to the standalone financial statements for the year ended March 31, 2020

### 2. Terms and conditions of the above financial liabilities:

- Trade payables are non-interest bearing
- For explanations on the Company's credit risk management processes, refer note 37(c)
- The dues to related parties are unsecured, refer note 33

### 3. Disclosure as per Section 22 of "The Micro, Small and Medium Enterprises Development Act, 2006".

(₹ in crore)

	March 31, 2020	March 31, 2019
The principal amount and the interest due thereon remaining unpaid to any supplier:		
- Principal Amount	31.88	13.94
- Interest thereon	0.76	-
The amount of interest paid by the buyer in terms of section 16, along with the amounts of the payment made to the supplier beyond the appointed day.	-	-
The amount of interest due and payable for the period of delay in making payment (which have been paid but beyond the appointed day during the year) but without adding the interest specified under this Act	-	-
The amount of interest accrued and remaining unpaid	0.76	-
The amount of further interest remaining due and payable even in the succeeding years, until such date when the interest dues above are actually paid to the small investor	-	-

### 21. Revenue from operations

(₹ in crore)

	March 31, 2020	March 31, 2019
<b>Sale of services:</b>		
Engineering, Procurement and Construction ('EPC'):		
Construction revenue (refer note 33 and 35)	803.46	763.04
	<b>803.46</b>	<b>763.04</b>

### 22. Other operating income

(₹ in crore)

	March 31, 2020	March 31, 2019
Interest income on:		
Bank deposits	7.97	9.33
Inter corporate deposits and others (refer note 33)	341.56	323.76
Income from leasing of equipment- EPC	1.19	2.89
Dividend income on current investments (gross) ₹ 4,360 (March 31, 2019: ₹ 14,732)	0.00	0.00
Profit on sale of current investments (others)	0.92	2.02
	<b>351.64</b>	<b>338.00</b>

### 23. Other income

(₹ in crore)

	March 31, 2020	March 31, 2019
Gain on account of foreign exchange fluctuations (net)	-	43.61
Provisions no longer required, written back	0.71	1.85
Fair value profit on financial instruments at fair value through profit or loss	-	0.31
Gain on disposal of assets (net)	1.67	0.04
Scrap sales	2.21	0.92
Miscellaneous income	3.31	1.13
	<b>7.90</b>	<b>47.86</b>

## Notes to the standalone financial statements for the year ended March 31, 2020

**24. Cost of material consumed**

(₹ in crore)

	March 31, 2020	March 31, 2019
Inventory at the beginning of the year	45.08	38.10
Add: Purchases	413.79	455.15
	<b>458.87</b>	<b>493.25</b>
Less: Inventory at the end of the year	98.48	45.08
	<b>360.39</b>	<b>448.17</b>

**25. Employee benefit expenses\***

(₹ in crore)

	March 31, 2020	March 31, 2019
Salaries, wages and bonus	35.26	40.99
Contribution to provident and other funds (refer note 34(a))	1.72	2.01
Gratuity expenses (refer note 34(b))	0.28	0.28
Staff welfare expenses	3.45	4.01
	<b>40.71</b>	<b>47.29</b>

\*Employee benefit expenses are net of ₹ 17.51 crore (March 31, 2019: ₹ 8.30 crore) cross charged to certain subsidiaries, associates and joint ventures.

**26. Depreciation and amortisation expenses**

(₹ in crore)

	March 31, 2020	March 31, 2019
Depreciation of property, plant and equipment (refer note 3)	23.03	23.62
Amortisation of intangible assets (refer note 4)	0.49	0.87
	<b>23.52</b>	<b>24.49</b>

**27. Finance costs\***

(₹ in crore)

	March 31, 2020	March 31, 2019
Interest on debts and borrowings	864.09	832.37
Bank and other charges	28.84	13.28
	<b>892.93</b>	<b>845.65</b>

\* Finance costs are net of ₹ 0.02 crore (March 31, 2019: ₹ 0.01 crore) cross charged to certain subsidiaries, associates and joint ventures.

**28. Other expenses\***

(₹ in crore)

	March 31, 2020	March 31, 2019
Bad debts written off/ provision for doubtful debts	4.02	14.03
Lease rental and equipment hire charges	33.25	41.59
Rates and taxes	30.26	29.97
Repairs and maintenance	4.80	6.89
Legal and professional fees	7.94	13.82
Security expenses	6.37	5.91
Payment to auditors <sup>#</sup> (refer details below)	2.57	2.98
Directors' sitting fees	0.31	0.28
Loss on account of foreign exchange fluctuations (net)	33.07	-
Miscellaneous expenses	10.50	9.71
	<b>133.09</b>	<b>125.18</b>

## Notes to the standalone financial statements for the year ended March 31, 2020

\*Other expenses are net of ₹ 29.85 crore (March 31, 2019: ₹ 24.29 crore) cross charged to certain subsidiaries, associates and joint ventures. Also refer note 33.

\*CSR expenditure:

(a) Gross amount required to be spent by the Company during the year: ₹ Nil (March 31, 2019: ₹ Nil)

(b) The Company has incurred ₹ Nil (March 31, 2019: ₹ Nil) on CSR activities during the year 2019-20.

### # Payment to auditors (exclusive of goods and service tax)

	(₹ in crore)	
	March 31, 2020	March 31, 2019
<b>As auditor:</b>		
Audit fee (including fees for internal controls over financial reporting, consolidated financial statements of the Company and quarterly limited reviews)	2.10	1.87
Tax audit fees	0.04	0.04
<b>In other capacity</b>		
Other Services (including certification fees)	0.05	0.74
Reimbursement of expenses	0.38	0.33
	<b>2.57</b>	<b>2.98</b>

### 29. Exceptional items (net)

	(₹ in crore)	
	March 31, 2020	March 31, 2019
Provision for impairment in carrying value of investments, loans/advances carried at amortised cost (refer note below) (also refer note 7 and 33)	990.47	475.96
	<b>990.47</b>	<b>475.96</b>

Note: Refer note 5(4) with regard to provision for impairment in the value of loans/ advances made in subsidiaries/ associates/ joint ventures.



## Notes to the standalone financial statements for the year ended March 31, 2020

**30. Income Tax**

The Company is subject to income tax in India on the basis of standalone financial statements. As per the Income Tax Act, the Company is liable to pay income tax which is the higher of regular income tax payable or the amount payable based on the provisions applicable for Minimum Alternate Tax (MAT).

MAT paid in excess of regular income tax during a year can be carried forward for a period of 15 years and can be offset against future tax liabilities.

Business loss can be carried forward for a maximum period of eight assessment years immediately succeeding the assessment year to which the loss pertains. Unabsorbed depreciation can be carried forward for an indefinite period.

**Income tax expenses in the statement of profit and loss consist of the following:**

	(₹ in crore)	
	March 31, 2020	March 31, 2019
(a) Current tax	-	0.09
(b) Adjustment of tax relating to earlier periods	(1.32)	(8.17)
(c) Deferred tax	26.30	-
<b>Total taxes</b>	<b>24.98</b>	<b>(8.08)</b>

Reconciliation of taxes to the amount computed by applying the statutory income tax rate to the income before taxes is summarized below:

	(₹ in crore)	
	March 31, 2020	March 31, 2019
<b>Loss before taxes</b>	<b>(1,454.14)</b>	<b>(1,042.39)</b>
Applicable tax rates in India	34.94%	34.61%
<b>Computed tax charge on applicable tax rates in India</b>	<b>(508.13)</b>	<b>(364.26)</b>
Tax impact on financial liabilities recognised at amortised cost	(12.27)	-
Reversal of MAT credit	38.57	-
Adjustment of tax relating to earlier periods	(1.32)	(8.17)
Others	-	0.09
Tax effect on losses on which deferred taxes has not been recognised	508.13	364.26
<b>Total tax expenses</b>	<b>24.98</b>	<b>(8.08)</b>

**Movement in deferred tax assets and liabilities for the year ended March 31, 2020:-**

	(₹ in crore)			
	Opening deferred tax asset / (liabilities)	Income tax expense / (credit) recognized in statement of profit or loss	Income tax expense / (credit) recognized in other comprehensive income	Closing deferred tax asset / (liabilities)
Property, plant and equipment and Intangible assets	3.49	1.25	-	4.73
Fair valuation loss (net) on equity instruments	473.14	-	740.49	1,213.63
Financial liabilities recognised at amortised cost	16.14	(12.28)	-	3.86
Brought forward capital losses	-	-	(275.93)	(275.93)
Expenses deductible on payment	(3.49)	(1.25)	-	(4.73)
MAT credit entitlement	(97.23)	38.57	-	(58.72)
	<b>392.05</b>	<b>26.30</b>	<b>464.56</b>	<b>882.85</b>

## Notes to the standalone financial statements for the year ended March 31, 2020

### Movement in deferred tax assets and liabilities for the year ended March 31, 2019:-

(₹ in crore)

Particular	Opening deferred tax asset / (liabilities)	Income tax expense / (credit) recognized in profit or loss	Income tax expense / (credit) recognized in other comprehensive income	Closing deferred tax asset / (liabilities)*
Property, plant and equipment and Intangible assets	-	3.49	-	3.49
Fair valuation loss (net) on equity instruments	1,780.61	-	(1,307.47)	473.14
Financial liabilities recognised at amortised cost*	-	8.17	-	16.14
Expenses deductible on payment	-	(3.49)	-	(3.49)
MAT credit entitlement	(97.23)	-	-	(97.23)
	<b>1,683.38</b>	<b>8.17</b>	<b>(1,307.47)</b>	<b>392.05</b>

\* Includes ₹ 7.97 crore credited to other equity.

The company has not recognised deferred tax asset on unused tax losses and unabsorbed depreciation of ₹ 3,074.27 crore and other deductible temporary differences of ₹ 913.48 crore. The unused tax losses will be adjustable till assessment year 2028-29.

### 31. Earnings per share (EPS)

Basic EPS is calculated by dividing the profit/ loss for the year attributable to equity shareholders of the Company by the weighted average number of equity shares outstanding during the year. Partly paid equity shares are treated as a fraction of an equity share to the extent that they were entitled to participate in dividends relative to a fully paid equity share during the reporting period. The weighted average number of equity shares outstanding during the period is adjusted for events such as bonus issue, bonus element in a rights issue, share split, and reverse share split (consolidation of shares) that have changed the number of equity shares outstanding, without a corresponding change in resources.

Diluted EPS is calculated by dividing the profit attributable to equity shareholders (after adjusting for interest on the convertible securities) by the weighted average number of equity shares outstanding during the year plus the weighted average number of equity shares that would be issued on conversion of all the dilutive potential equity shares into equity shares.

The following reflects the income and share data used in the basic and diluted EPS computations:

Particulars	March 31, 2020	March 31, 2019
Face value of equity shares (₹ per share)	1	1
Loss attributable to equity shareholders	(1,479.12)	(1,034.31)
Weighted average number of equity shares used for computing earning per share (basic and diluted)	6,027,330,072	6,017,945,475
<b>EPS - basic and diluted (₹)</b>	<b>(2.45)</b>	<b>(1.72)</b>

Notes:

- Considering that the Company has incurred losses during the year ended March 31, 2020 and March 31, 2019, the allotment of convertible securities would decrease the loss per share for the respective years and accordingly has been ignored for the purpose of calculation of diluted earnings per share.
- Weighted average number of equity shares used for computing earning per share (basic and diluted) have been adjusted for 86,15,203 (March 31, 2019: 17,999,800 ) treasury shares held by GWT as detailed in note 14(2).

### 32. Significant accounting judgements, estimates and assumptions

The preparation of the Company's standalone financial statements requires management to make judgements, estimates and assumptions that affect the reported amount of revenues, expenses, assets and liabilities, and the accompanying disclosures, and the disclosure of contingent liabilities. Actual results could differ from those estimates. Estimates and underlying assumptions are reviewed on an ongoing basis. Uncertainty about these assumptions and estimates could result in outcomes that require a material adjustment to the carrying amount of assets or liabilities affected in future periods.

## Notes to the standalone financial statements for the year ended March 31, 2020

The estimates and the underlying assumptions are reviewed on an ongoing basis. Revisions to accounting estimates are recognised in the period in which the estimate is revised and future periods affected.

Significant judgements and estimates relating to the carrying values of assets and liabilities include fair value measurement of investments in subsidiaries, joint ventures and associates, provision for employee benefits and other provisions, recoverability of deferred tax assets, commitments and contingencies and recognition of revenue on long term contracts..

### **i) Estimates and assumptions**

The key assumptions concerning the future and other key sources of estimation uncertainty at the reporting date that have a significant risk of causing a material adjustment to the carrying amounts of assets and liabilities within the next financial year are described below. The Company based its assumptions and estimates on parameters available when the financial statements were prepared. Existing circumstances and assumptions about future developments, however, may change due to market changes or circumstances arising that are beyond the control of the Company. Such changes are reflected in the assumptions when they occur.

#### **a. Taxes**

Deferred tax assets are recognised for MAT Credit Entitlement to the extent that it is probable that taxable profit will be available against which the same can be utilised. Significant management judgement is required to determine the amount of deferred tax assets that can be recognised, based upon the likely timing and the level of future taxable profits together with future tax planning strategies. Refer note 18 and 30 for further disclosures.

#### **b. Fair value measurement of financial instruments**

When the fair values of financial assets and financial liabilities recorded in the balance sheet cannot be measured based on quoted prices in active markets, their fair value is measured using valuation techniques including the DCF model. The inputs to these models are taken from observable markets where possible, but where this is not feasible, a degree of judgement is required in establishing fair values. The cash flow projections used in these models are based on estimates and assumptions relating to conclusion of tariff rates, operational performance of the plants and coal mines, life extension plans, availability and market prices of gas, coal and other fuels, restructuring of loans etc in case of investments in entities in the energy business, estimation of passenger and vehicle traffic and rates and favourable outcomes of litigations etc. in the airport and expressway business which are considered as reasonable by the management. Fair value of investment in SEZ sector is determined based on available data for similar immovable property/ investment or observable market prices less incremental cost for disposing of the immovable property/ investments. Judgements include considerations of inputs such as liquidity risk, credit risk and volatility. Changes in assumptions about these factors could affect the reported fair value of financial instruments. Refer note 5 and 37 for further disclosures.

#### **c. Contingencies**

Contingent liabilities may arise from the ordinary course of business in relation to claims against the Company, including legal and contractual claims. By their nature, contingencies will be resolved only when one or more uncertain future events occur or fail to occur. The assessment of the existence, and potential quantum, of contingencies inherently involves the exercise of significant judgement and the use of estimates regarding the outcome of future events.

In respect of financial guarantees provided by the Company to third parties, the Company considers that it is more likely than not that such an amount will not be payable under the guarantees provided. Refer note 36 for further disclosure.

#### **d. Revenue recognition**

The Company uses the percentage of completion method in accounting for its fixed price contracts. Use of the percentage of completion method requires the Company to estimate the costs incurred till date as a proportion of the total cost to be incurred. Costs incurred have been used to measure progress towards completion as there is a direct relationship. Provision for estimated losses, if any, on uncompleted contracts are recorded in the period in which such losses become probable based on the expected contract estimates at the reporting date.

## Notes to the standalone financial statements for the year ended March 31, 2020

**e. Defined benefit plans (gratuity benefits)**

The cost of the defined benefit gratuity plan and the present value of the gratuity obligation are determined using actuarial valuations. An actuarial valuation involves making various assumptions that may differ from actual developments in the future. These include the determination of the discount rate, future salary increases and mortality rates. Due to the complexities involved in the valuation and its long-term nature, a defined benefit obligation is highly sensitive to changes in these assumptions. All assumptions are reviewed at each reporting date.

The parameter most subject to change is the discount rate. In determining the appropriate discount rate for plans operated in India, the management considers the interest rates of government bonds.

The mortality rate is based on publicly available mortality tables for India. Those mortality tables tend to change only at interval in response to demographic changes. Future salary increases and gratuity increases are based on expected future inflation rates.

Further details about gratuity obligations are given in note 34.

## Notes to the standalone financial statements for the year ended March 31, 2020

**33. Related parties****a) Names of related parties and description of relationship**

Description of relationship	Name of the related parties	
Holding Company	GMR Enterprises Private Limited (GEPL)	
	GMR Generation Assets Limited (GGAL)	
	GMR Power Corporation Limited (GPCL) <sup>2</sup>	
	GMR Energy Trading Limited (GETL)	
	SJK Powergen Limited (SJK) <sup>2</sup>	
	GMR Coastal Energy Private Limited (GCEPL) <sup>2</sup>	
	GMR Londa Hydropower Private Limited (GLHPPL)	
	GMR Kakinada Energy Private Limited (GKEPL) <sup>2</sup>	
	Delhi International Airport Limited (DIAL) [formerly known as Delhi International Airport Private Limited]	
	Delhi Aerotropolis Private Limited (DAPL)	
	GMR Hyderabad International Airport Limited (GHIAL)	
	GMR Hyderabad Air Cargo and Logistics Private Limited (GHACLPL) <sup>13</sup>	
	Hyderabad Airport Security Services Limited (HASSL) <sup>11</sup>	
	GMR Aerostructure Services Limited (GASL) [formerly known as GMR Hyderabad Airport Resource Management Limited (GHARML)]	
	GMR Hyderabad Aerotropolis Limited (HAPL)	
	GMR Hyderabad Aviation SEZ Limited (GHASL)	
	GMR Hospitality and Retail Limited (GHRL) [formerly known as GMR Hotels and Resorts Limited (GHRL)]	
	Subsidiary Companies	Gateways for India Airports Private Limited (GFIAL)
		GMR Highways Limited (GMRHL)
		GMR Tuni Anakapalli Expressways Limited (GTAEL)
GMR Tambaram Tindivanam Expressways Limited (GTTEL)		
GMR Ambala Chandigarh Expressways Private Limited (GACEPL)		
GMR Pochanpalli Expressways Limited (GPEL)		
GMR Hyderabad Vijayawada Expressways Private Limited (GHVEPL)		
GMR Chennai Outer Ring Road Private Limited (GCCRPL)		
GMR Kishangarh Udaipur Ahmedabad Expressways Limited (GKUAE) <sup>5</sup>		
GMR Krishnagiri SIR Limited ('GKSIR') (formely known as GMR Krishnagiri SEZ Limited ('GKSEZ'))		
GMR Logistics Park Private Limited (GLPPL)		
Advika Properties Private Limited (APPL)		
Aklima Properties Private Limited (AKPPL)		
Amartya Properties Private Limited (AMPPL)		
Baruni Properties Private Limited (BPPL)		
Camelia Properties Private Limited (CPPL)		
Eila Properties Private Limited (EPPL)		
Gerbera Properties Private Limited (GPL)		

## Notes to the standalone financial statements for the year ended March 31, 2020

Description of relationship	Name of the related parties
Subsidiary Companies	Lakshmi Priya Properties Private Limited (LPPPL)
	Honeysuckle Properties Private Limited (HPPL)
	Idika Properties Private Limited (IPPL)
	Krishnapriya Properties Private Limited (KPPL)
	Nadira Properties Private Limited (NPPL)
	Prakalpa Properties Private Limited (PPPL)
	Purnachandra Properties Private Limited (PUPPL)
	Shreyadita Properties Private Limited (SPPL)
	Sreepa Properties Private Limited (SRPPL)
	Bougainvillea Properties Private Limited (BOPPL)
	Honeyflower Estates Private Limited (HFEPL)
	Namitha Real Estate Private Limited (NREPL)
	GMR Airports Limited (GAL)
	Asia Pacific Flight Training Academy Limited (APFT) <sup>1</sup>
	GMR Corporate Affairs Private Limited (GCAPL)
	GMR SEZ & Port Holdings Limited (GSPHL)
	GMR Aviation Private Limited (GAPL)
	GMR Business Process and Services Private Limited (GBPSPL)
	Dhruvi Securities Private Limited (DSPL)
	GMR Energy (Cyprus) Limited (GECL)
	GMR Energy (Netherlands) BV (GENBV)
	PT Unsoco (Unsoco) [ceased to be Subsidiary Company w.e.f August 14, 2018] <sup>6</sup>
	PT Dwikarya Sejati Utama (PTDSU) [ceased to be Subsidiary Company w.e.f August 14, 2018] <sup>6</sup>
	PT Duta Sarana Internusa (PTDSI) [ceased to be Subsidiary Company w.e.f August 14, 2018] <sup>6</sup>
	PT Barasentosa Lestari (PTBSL) [ceased to be Subsidiary Company w.e.f August 14, 2018] <sup>6</sup>
	GMR International Airport BV (GIABV)
	GMR Infrastructure (Mauritius) Limited (GIML)
	GMR Infrastructure (Cyprus) Limited (GICL)
	GMR Infrastructure Overseas (Malta) Limited (GIOSL) (Formerly known as GMR Infrastructure Overseas Sociedad Limitada)
	GMR Infrastructure (UK) Limited (GIUL)
	GMR Infrastructure (Global) Limited (GIGL)
	GMR Infrastructure (Singapore) Pte Limited (GISPL)
	GMR Energy (Global) Limited (GEGL)
	GMR Genco Assets Limited (GGEAL) <sup>2</sup>
	GMR Energy Projects (Mauritius) Limited (GEPML)
	GMR Airport Developers Limited (GADL)
GADL International Limited (GADLIL)	
GADL (Mauritius) Limited (GADLML)	

## Notes to the standalone financial statements for the year ended March 31, 2020

Description of relationship	Name of the related parties
Subsidiary Companies	Deepesh Properties Private Limited (DPPL)
	Larkspur Properties Private Limited (LAPPL)
	Padmapriya Properties Private Limited (PAPPL)
	Radha Priya Properties Private Limited (RPPL)
	Pranesh Properties Private Limited (PRPPL)
	Kakinada SEZ Limited (KSL)
	GMR Power Infra Limited (GPIL)
	GMR Male International Airport Private Limited (GMIAL)
	GMR Coal Resources Pte Limited (GCRPL)
	GMR Hosur Industrial City Private Limited (GHICL) (Formerly known as Lantana Properties Private Limited (LPPL))
	Asteria Real Estate Private Limited (AREPL)
	GMR Infrastructure (Overseas) Limited (GI(O)L)
	GMR Airports (Mauritius) Limited (GAML)
	GMR Hyderabad Airport Power Distribution Limited (GHAPDL)
	GMR Air Cargo and Aerospace Engineering Limited (GACAEL) (formerly known as GMR Aerospace Engineering Limited (GAEL))
	Delhi Airport Parking Services Private Limited (DAPSL)
	GMR Aero Technic Limited (GATL) (formerly known as MAS GMR Aero Technic Limited (MGATL))
	East Godavari Power Distribution Company Private Limited (EGPDCPL) <sup>11</sup>
	Suzone Properties Private Limited (SUPPL)
	Lilliam Properties Private Limited (LPPL)
	GMR Utilities Private Limited (GUPL) <sup>12</sup>
	Raxa Security Services Limited (RSSL)
	Indo Tausch Trading DMCC (Indo Tausch)
	Kakinada Gateway Port Limited (KGPL)
	GMR Goa International Airport Limited (GIAL)
	GMR Infra Services Limited (GISL) <sup>10</sup>
	GMR Power and Urban Infra Limited (GPUIL) <sup>3</sup>
	GMR Nagpur International Airport Limited (GNIAL) <sup>3</sup>
	GMR Airports (Singapore) Pte Limited <sup>3</sup>
	GMR Kannur Duty Free Services Limited <sup>3</sup>
GMR Macau Duty Free and Retail Company Limited <sup>7</sup>	
GMR Mining and Energy Private Limited (GMEL) <sup>8</sup>	
GMR Infra Developers Limited (GIDL)	
Associates / Joint Venture Companies	Rampia Coal Mine and Energy Private Limited (RCMEPL)
	Limak GMR Construction JV (CJV)
	Celebi Delhi Cargo Terminal Management India Private Limited (CDCTM)
	Delhi Aviation Services Private Limited (DASPL)
	Travel Food Services (Delhi Terminal 3) Private Limited (TFS)

## Notes to the standalone financial statements for the year ended March 31, 2020

Description of relationship	Name of the related parties
Associates / Joint Venture Companies	WAISL Limited (WAISL) [formerly known as Wipro Airport IT Services Limited <sup>4</sup>
	TIM Delhi Airport Advertisement Private Limited (TIM)
	GMR Tenaga Operations and Maintenance Private Limited (GTOMPL)
	DIGI Yatra Foundation (DIGI)
	International Airport of Heraklion, Crete SA (Crete) (incorporated on February 05, 2019)
	GIL SIL JV
	Mactan Travel Retail Group Corporation (MTRGC)
	SSP-Mactan Cebu Corporation (SMCC)
	PT Golden Energy Mines Tbk (PTGEMS)
	PT Tanjung Belit Bara Utama (TBBU)
	PT Roundhill Capital Indonesia (RCI)
	PT Kuansing Inti Makmur (KIM)
	PT Trisula Kencana Sakti (TKS)
	PT Borneo Indobara (BORNEO)
	PT Karya Cemerlang Persada (KCP)
	PT Bungo Bara Utama (BBU)
	PT Bara Harmonis Batang Asam (BHBA)
	PT Berkat Nusantara Permai (BNP)
	PT Karya Mining Solution (KMS) (formerly PT Bumi Anugerah Semesta (BAS))
	PT Unsoco (Unsoco) [w.e.f August 14, 2018] <sup>6</sup>
	PT Dwikarya Sejati Utma (DSU) [w.e.f August 14, 2018] <sup>6</sup>
	PT Duta Sarana Internusa (DSI) [w.e.f August 14, 2018] <sup>6</sup>
	PT Barasentosa Lestari (BSL) [w.e.f August 14, 2018] <sup>6</sup>
	PT Era Mitra Selaras (EMS)
	PT Wahana Rimba Lestari (WRL)
	PT Berkat Satria Abadi (BSA)
	PT Kuansing Inti Sejahtera (KIS)
	PT Bungo Bara Makmur (BBM)
	PT Gems Energy Indonesia (GEMS Energy)
	Delhi Aviation Fuel Facility Private Limited (DAFF)
	Laqshya Hyderabad Airport Media Private Limited (Laqshya)
	GMR Trading Resources Pte. Limited (GEMSCR) (formerly known as GEMS Coal Resources Pte Limited)
	Megawide GISPL Construction JV (MGCJV)
	Megawide GISPL Construction Joint Venture Inc. (MGCJV INC.)
	East Delhi Waste Processing Company Private Limited (EDWPCPL)
	GMR Megawide Cebu Airport Corporation (GMCAC)
	GMR OSE Hungund Hospet Highways Private Limited (GOSEHHHPL) <sup>10</sup>
	GMR Kamalanga Energy Limited (GKEL)



## Notes to the standalone financial statements for the year ended March 31, 2020

Description of relationship	Name of the related parties
Associates / Joint Venture Companies	Delhi Duty Free Services Private Limited (DDFS)
	GMR Energy Limited (GEL)
	GMR Vemagiri Power Generation Limited (GVPGL)
	GMR (Badrinath) Hydro Power Generation Private Limited (GBHPL)
	GMR Mining and Energy Private Limited (GMEL) <sup>8</sup>
	GMR Consulting Services Limited (GCSL)
	GMR Bajoli Holi Hydropower Private Limited (GBHHPL)
	GMR Warora Energy Limited (GWEL) (Formerly EMCO Energy Limited (EMCO))
	GMR Gujarat Solar Power Limited (GGSPL)
	Himtal Hydro Power Company Private Limited (HHPPL) <sup>9</sup>
	GMR Upper Karnali Hydro Power Limited (GUKPL)
	GMR Energy (Mauritius) Limited (GEML)
	GMR Lion Energy Limited (GLEL)
	GMR Maharashtra Energy Limited (GMAEL)
	GMR Bundelkhand Energy Private Limited (GBEPL)
	GMR Rajam Solar Power Private Limited (GRSPPL) (formerly known as GMR Uttar Pradesh Energy Private Limited (GUPEPL))
	Karnali Transmission Company Private Limited (KTCPL)
	Marsyangdi Transmission Company Private Limited (MTCPL) <sup>9</sup>
	GMR Indo-Nepal Energy Links Limited (GINELL)
	GMR Indo-Nepal Power Corridors Limited (GINPCL)
GMR Rajahmundry Energy Limited (GREL)	
GMR Chhattisgarh Energy Limited (GCEL) <sup>9</sup>	
Enterprises where key managerial personnel or their relatives exercise significant influence (Where transactions have taken place )	Welfare Trust of GMR Infra Employees (GWT)
	Welfare Trust for Group Employees
	GMR Varalaxmi Foundation (GVF)
	GMR Family Fund Trust (GFFT)
	GEOKNO India Private Limited (GEOKNO)
Fellow Subsidiaries (Where transactions have taken place )	Grandhi Enterprises Private Limited (GREPL)
	GMR Airport Global Limited (GAGL)
Key management personnel and their relatives (Where transactions have taken place)	Mr. G.M. Rao (Chairman)
	Mrs. G Varalakshmi (Relative)
	Mr. G.B.S. Raju (Director)
	Mr. Grandhi Kiran Kumar (Managing Director & CEO)
	Mr. Srinivas Bommidala (Director)
	Mr. B.V. Nageswara Rao (Director)
	Mr. Venkat Ramana Tangirala (Company Secretary)

## Notes to the standalone financial statements for the year ended March 31, 2020

Description of relationship	Name of the related parties
Key management personnel and their relatives (Where transactions have taken place)	Mr. R S S L N Bhaskarudu (Independent Director)
	Mr. N C Sarabeswaran (Independent Director)
	Mr. S Sandilya (Independent Director)
	Mr. S Rajagopal (Independent Director)
	Mr. C.R. Muralidharan (Independent Director)
	Mrs. V. Siva Kameswari (Independent Director)
	Mr. Madhva Bhimacharya Terdal - (Executive Director- Strategic Initiatives w.e.f August 8, 2019)
	Mr. Saurabh Chawla (Group Chief Financial Officer) (Appointed w.e.f. February 15, 2019)

### Notes

1. Ceased to be a subsidiary during the year ended March 31, 2019.
2. Merged with GMR Generation Assets Limited (GGAL) with appointed date of March 31, 2019 vide NCLT order dated March 20, 2020.
3. Subsidiaries incorporated during the year ended March 31, 2020.
4. Ceased to be joint venture during the year ended March 31, 2020.
5. Merged with GMR Highways Limited (GMRHL) with appointed date of March 31, 2018 vide order dated July 23, 2019.
6. Ceased to be a Subsidiary and became a joint venture w.e.f. August 14, 2018 pursuant to acquisition by PTGEMS, an existing JV.
7. Subsidiaries incorporated and wound up during the year ended March 31, 2020.
8. Ceased to be a joint venture and became a subsidiary w.e.f. December 12, 2019.
9. Joint venture disposed off during the year March 31, 2020.
10. Ceased to be a subsidiary during the year ended March 31, 2020.
11. Subsidiary liquidated during the year ended March 31, 2020.
12. Subsidiary in process of strike off.
13. Merged with GMR Air Cargo and Aerospace Engineering Limited (GACAEL) vide order dated August 23, 2019.

## Notes to the standalone financial statements for the year ended March 31, 2020

b) Summary of transactions and outstanding balances with above related parties are as follows:

(₹ in crore)

Nature of Transaction	Holding Company	Subsidiary Companies	Associates/ Joint Ventures	Fellow subsidiary Companies	Enterprise where key managerial personnel or their relatives exercise significant influence	Key Management Personnel and their Relatives
<b>(A) Transaction during the year</b>						
i) Interest Income						
2020	-	316.50	25.05	-	-	-
2019	-	318.10	5.65	-	-	-
ii) Construction revenue						
2020	-	18.39	745.93	-	-	-
2019	-	26.61	683.19	-	-	-
iii) Dividend income on current investments						
2020	-	0.00	-	-	-	-
2019	-	0.00	-	-	-	-
iv) Sub-contracting expenses						
2020	-	-	-	-	-	-
2019	-	0.06	-	-	-	-
v) Finance cost						
2020	-	153.06	0.95	-	-	-
2019	-	107.37	-	-	-	-
vi) Legal and professional fees						
2020	-	11.46	-	-	-	-
2019	-	8.31	-	-	-	-
vii) Lease rental and equipment hire charges						
2020	-	1.75	-	-	-	-
2019	-	1.75	-	0.12	-	-
viii) Repairs and maintenance expenses						
2020	-	1.32	-	-	-	-
2019	-	1.07	-	-	-	-
ix) Miscellaneous expenses						
2020	-	4.61	-	-	-	0.54
2019	-	4.30	-	-	-	0.05
x) Expenses incurred by GIL on behalf of others- Cross charges during the year						
2020	-	31.59	15.76	-	-	-
2019	-	22.85	9.75	-	-	-
xi) Provision for doubtful debts						
2020	-	-	0.89	-	-	-
2019	-	-	0.09	-	-	-

## Notes to the standalone financial statements for the year ended March 31, 2020

(₹ in crore)

Nature of Transaction	Holding Company	Subsidiary Companies	Associates/ Joint Ventures	Fellow subsidiary Companies	Enterprise where key managerial personnel or their relatives exercise significant influence	Key Management Personnel and their Relatives
xii) Bad debts written off						
2020	-	-	-	-	-	-
2019	-	6.22	-	-	-	-
xiii) Exceptional items- Provision for impairment in carrying value of investments, loans/advances carried at amortised cost						
2020	-	990.47	-	-	-	-
2019	-	475.96	-	-	-	-
xiv) Investment in equity shares of						
2020	-	0.10	-	-	-	-
2019	-	-	-	-	-	-
xv) Proceeds from sale / capital reduction of investment in equity shares of						
2020	-	474.37	-	-	-	-
2019	-	236.48	-	-	-	-
xvi) Buy back of shares by						
2020	-	-	-	-	-	-
2019	-	1,623.37	-	-	-	-
xvii) Investment in debentures of						
2020	-	-	-	-	-	-
2019	-	2,060.00	-	-	-	-
xviii) Redemption of debentures by						
2020	-	711.50	-	-	-	-
2019	-	-	-	-	-	-
xix) Loans given to						
2020	-	2,433.56	309.30	-	-	-
2019	-	2,022.54	-	-	-	-
xx) Loans repaid by						
2020	-	1,627.24	46.64	-	-	-
2019	-	2009.74	-	-	-	-
xxi) Loans received from						
2020	-	5246.08	40.00	-	-	-
2019	-	692.47	-	-	-	-
xxii) Loans repaid to						
2020	-	3657.22	-	-	-	-
2019	-	394.80	-	-	-	-

## Notes to the standalone financial statements for the year ended March 31, 2020

(₹ in crore)

Nature of Transaction	Holding Company	Subsidiary Companies	Associates/ Joint Ventures	Fellow subsidiary Companies	Enterprise where key managerial personnel or their relatives exercise significant influence	Key Management Personnel and their Relatives
xxiii) Security deposit received from						
2020	-	3.00	-	-	-	-
2019	-	3.00	-	-	-	-
xxiv) Security deposit repaid to						
2020	-	13.73	-	-	-	-
2019	-	8.77	-	-	-	-
xxv) Additional equity on account of financial guarantees/loan/Preference shares						
2020	-	153.62	43.28	-	-	-
2019	-	7.91	-	-	-	-
xxvi) Advance received from customers						
2020	-	11.03	-	-	-	-
2019	-	555.03	-	-	-	-
xxvii) Advance repaid/ adjusted to customers						
2020	-	5.29	106.14	-	-	-
2019	-	0.02	16.07	-	-	-
xxviii) Sale of property, plant and equipment						
2020	-	0.07	-	-	-	-
2019	-	-	-	-	-	-
xxix) Corporate Guarantees/ Comfort Letters/Bank Guarantee given on behalf of						
2020	-	2,000.00	225.60	-	-	-
2019	-	2,200.00	-	-	-	-
xxx) Corporate Guarantees/ Comfort Letters / Bank Guarantee extinguished on behalf of						
2020	-	2,076.28	4,568.95	-	1.30	-
2019	-	-	-	-	-	-
xxxi) Expenses include the following remuneration to the Key Management Personnel						
- Short-term employee benefits						
2020	-	-	-	-	-	5.68
2019	-	-	-	-	-	2.68
- Sitting fees paid to independent directors						
2020	-	-	-	-	-	0.33
2019	-	-	-	-	-	0.28

Notes to the standalone financial statements for the year ended March 31, 2020

(₹ in crore)

Nature of Transaction	Holding Company	Subsidiary Companies	Associates/ Joint Ventures	Fellow subsidiary Companies	Enterprise where key managerial personnel or their relatives exercise significant influence	Key Management Personnel and their Relatives
Other benefits						
2020	-	-	-	-	-	-
2019	-	-	-	-	-	-
xxxii) Net (loss)/gain on FVTOCI of equity instruments						
2020	-	3,002.04	(541.28)	-	-	-
2019	-	(5,205.86)	(417.42)	-	-	-
<b>(B) Outstanding balances as at the year end</b>						
i) Loans receivable - Non-Current						
2020	-	1,573.51	7.25	-	-	-
2019	-	1,599.45	-	-	-	-
Loans receivables - credit impaired						
2020	-	324.81	-	-	-	-
2019	-	260.99	-	-	-	-
ii) Loans receivable - Current						
2020	-	1,123.97	212.66	-	-	-
2019	-	294.20	-	-	-	-
Loans receivables - credit impaired						
2020	-	409.53	-	-	-	-
2019	-	-	-	-	-	-
iii) Cross Charge Receivable						
2020	-	38.91	39.82	-	-	-
2019	-	26.97	28.93	-	0.04	-
iv) Advances other than capital advances						
2020	-	-	-	-	0.30	-
2019	-	0.01	-	-	0.30	-
v) Security deposits receivable - Non current						
2020	-	0.04	-	-	-	-
2019	-	0.32	-	-	-	-
vi) Security deposits receivable - Current						
2020	-	-	-	-	0.38	-
2019	-	-	-	-	0.53	-
vii) Trade receivables- Non Current						
2020	-	0.82	107.89	-	-	-
2019	-	-	85.14	-	-	-

## Notes to the standalone financial statements for the year ended March 31, 2020

(₹ in crore)

Nature of Transaction	Holding Company	Subsidiary Companies	Associates/ Joint Ventures	Fellow subsidiary Companies	Enterprise where key managerial personnel or their relatives exercise significant influence	Key Management Personnel and their Relatives
viii) Trade receivables- Current						
2020	-	0.19	534.79	-	-	-
2019	-	0.55	389.97	-	-	-
Provision for doubtful receivables						
2020	-	-	1.40	-	-	-
2019	-	-	0.49	-	-	-
ix) Other financial asset						
2020	-	402.00	-	-	-	-
2019	-	402.00	-	-	-	-
Provision for doubtful other receivable						
2020	-	225.23	-	-	-	-
2019	-	-	-	-	-	-
x) Unbilled revenue - Current						
2020	-	0.35	290.83	-	-	-
2019	-	0.41	360.15	-	-	-
xi) Interest accrued on loans and debentures						
2020	-	289.87	5.87	-	-	-
2019	-	221.07	-	-	-	-
xii) Loans payables - Non Current						
2020	-	2,159.39	-	-	-	-
2019	-	395.86	-	-	-	-
xiii) Loans payables - Current						
2020	-	415.72	40.00	-	-	-
2019	-	649.83	-	-	-	-
xiv) Security deposits paybles - Non Current						
2020	-	49.50	-	-	-	-
2019	-	60.23	-	-	-	-
xv) Trade payables - Current						
2020	-	14.06	3.12	-	0.12	-
2019	0.01	11.28	0.02	-	0.27	0.02
xvi) Accrued interest but not due on borrowings						
2020	-	75.14	-	-	-	-
2019	-	21.45	-	-	-	-
xvii) Non Trade payables - Current						

## Notes to the standalone financial statements for the year ended March 31, 2020

(₹ in crore)

Nature of Transaction	Holding Company	Subsidiary Companies	Associates/ Joint Ventures	Fellow subsidiary Companies	Enterprise where key managerial personnel or their relatives exercise significant influence	Key Management Personnel and their Relatives
2020	-	555.00	-	-	-	-
2019	-	-	3.39	-	-	-
xviii) Advance from customers - Current						
2020	-	25.71	125.51	-	-	-
2019	-	5.69	222.81	-	0.00	-
xix) Advance from customers - Non Current						
2020	-	-	-	-	-	-
2019	-	555.00	8.85	-	-	-
xx) Liability towards losses of subsidiaries						
2020	-	0.08	-	-	-	-
2019	-	5.13	-	-	-	-
xxi) Corporate Guarantees/ Comfort Letters/ Bank Guarantee sanctioned on behalf of						
2020	-	11,502.64	6,461.95	-	-	-
2019	-	11,238.06	10,805.31	-	1.30	-

**Notes**

- The Company has provided securities by way of pledge of investments for loans taken by certain Companies (refer note 5).
- The Holding Company has pledged certain shares held in the Company as security towards the borrowings of the Company and related parties.
- Also refer note 5 on non-current investments and current investments.
- Also refer note 15 for long term borrowings and short term borrowings as regards security given by related parties for loans availed by the Company.
- As the liability for gratuity and leave encashment is provided on actuarial basis for the Company as a whole, the amount pertaining to the directors are not included.
- The Company has entered into sub-contract agreements with unincorporated joint ventures formed by the Company and other joint venturer under joint operation arrangements. Such joint ventures are rendering services ultimately to an unrelated party. Accordingly, the transactions entered on account of such sub-contract arrangement with the unincorporated joint ventures have not been disclosed above.
- In the opinion of the management, the transactions reported herein are on arms' length basis.



## Notes to the standalone financial statements for the year ended March 31, 2020

## 34. Gratuity and other post-employment benefit plans

## a) Defined contribution plan

(₹ in crore)

Particulars	March 31, 2020	March 31, 2019
Provident and pension fund	2.06	2.16
Superannuation fund	0.53	0.61
<b>Total*</b>	<b>2.59</b>	<b>2.77</b>

\* Gross of ₹ 0.61 crore (March 31, 2019: ₹ 0.51 crore) towards contribution to provident fund and ₹ 0.26 crore (March 31, 2019: ₹ 0.26 crore) towards contribution to superannuation fund cross charged to certain subsidiaries.

## b) Defined benefit plan

The Company has a defined benefit gratuity plan. Every employee who has completed five years or more of service gets a gratuity on departure at 15 days salary (based on last drawn basic) for each completed year of service.

The fund provides a capital guarantee of the balance accumulated and declares interest periodically that is credited to the fund account. Although we know that the fund manager invests the funds as per products approved by Insurance Regulatory and Development Authority of India and investment guidelines as stipulated under section 101 of Income Tax Act, the exact asset mix is unknown and not publicly available. The Trust assets managed by the fund manager are highly liquid in nature and we do not expect any significant liquidity risks. The Trustees are responsible for the investment of the assets of the Trust as well as the day to day administration of the scheme.

The following tables summarise the components of net benefit expense recognised in the standalone statement of profit or loss and the funded status and amounts recognised in the standalone balance sheet for gratuity benefit.

## i. Net benefit expenses (recognized in the standalone statement of profit and loss)

(₹ in crore)

Particulars	March 31, 2020	March 31, 2019
Current service cost	0.66	0.61
Net interest cost on defined benefit obligations	0.08	0.08
<b>Net benefit expenses*</b>	<b>0.74</b>	<b>0.69</b>

\*Gross of ₹ 0.46 crore (March 31, 2019: ₹0.42 crore) cross charged to certain subsidiaries.

## ii. Remeasurement (gains)/ loss recognised in other comprehensive income:

(₹ in crore)

Particulars	March 31, 2020	March 31, 2019
Actuarial (gain)/ loss on obligations arising from changes in experience adjustments	0.13	(0.25)
Actuarial (gain)/ loss on obligations arising from changes in financial assumptions	(0.19)	-
<b>Actuarial (gain)/ loss arising during the year</b>	<b>(0.06)</b>	<b>(0.25)</b>
Return on plan assets (greater)/ less than discount rate	0.02	0.04
<b>Actuarial (gain)/ loss recognised in OCI</b>	<b>(0.04)</b>	<b>(0.21)</b>

## iii. Net defined benefit asset/ (liability)

(₹ in crore)

Particulars	March 31, 2020	March 31, 2019
Defined benefit obligation	(3.44)	(2.94)
Fair value of plan assets	2.55	1.21
<b>Net defined benefit liability</b>	<b>(0.89)</b>	<b>(1.73)</b>

## Notes to the standalone financial statements for the year ended March 31, 2020

iv. **Changes in the present value of the defined benefit obligation are as follows:** (₹ in crore)

Particulars	March 31, 2020	March 31, 2019
Opening defined benefit obligation	2.94	2.58
Current service cost	0.66	0.61
Net interest cost on defined benefit obligations/ (assets)	0.22	0.18
Benefits paid	(0.21)	(0.37)
Acquisition adjustment	(0.22)	0.18
Actuarial (gain)/ loss on obligations arising from changes in experience adjustments	(0.13)	(0.24)
Actuarial (gain)/ loss on obligations arising from changes in financial assumptions	0.19	-
<b>Closing defined benefit obligation</b>	<b>3.45</b>	<b>2.94</b>

v. **Changes in the fair value of plan assets are as follows:** (₹ in crore)

Particulars	March 31, 2020	March 31, 2019
Opening fair value of plan assets	1.21	1.55
Interest income on plan assets	0.14	0.10
Contributions by employer	1.61	0.03
Benefits paid	(0.21)	(0.37)
Return on plan assets (lesser)/ greater than discount rate	0.02	(0.04)
Acquisition adjustment	(0.22)	(0.06)
<b>Closing fair value of plan assets</b>	<b>2.55</b>	<b>1.21</b>

The Company expects to contribute ₹ 1.61 crore (March 31, 2019: ₹ 0.60 crore) towards gratuity fund in 2020-21.

vi. **The following pay-outs are expected in future years:** (₹ in crore)

Particulars	March 31, 2020
April 1, 2021	0.75
April 1, 2022	0.28
April 1, 2023	0.23
April 1, 2024	0.28
April 1, 2025	0.49
April 1, 2026 to April 1, 2030	3.56

The average duration of the defined benefit plan obligation at the end of the reporting period is 10 years (March 31, 2019: 10 years).

vii. **The major categories of plan assets as a percentage of the fair value of total plan assets are as follows:**

Particulars	March 31, 2020	March 31, 2019
Investments with insurer	100%	100%

## Notes to the standalone financial statements for the year ended March 31, 2020

## viii. The principal assumptions used in determining gratuity obligation for the Company's plans are shown below:

Particulars	March 31, 2020	March 31, 2019
Discount rate	6.80%	7.60%
Salary escalation	6.00%	6.00%
Employee turnover	5.00%	5.00%
Mortality rate	Refer Note 4 below	Refer Note 4 below

## Notes:

- Plan assets are fully represented by balance with the Life Insurance Corporation of India.
- The expected return on plan assets is determined considering several applicable factors mainly the composition of the plan assets held, assessed risks of asset management, historical results of the return on plan assets and the Company's policy for plan asset management.
- The estimates of future salary increase in compensation levels, considered in actuarial valuation, take account of inflation, seniority, promotion and other relevant factors, such as supply and demand in the employment market.
- As per Indian Assured Lives Mortality (2006-08) (modified) Ultimate
- Plan Characteristics and Associated Risks: The Gratuity scheme is a Defined Benefit Plan that provides for a lump sum payment made on exit either by way of retirement, death, disability or voluntary withdrawal. The benefits are defined on the basis of final salary and the period of service and paid as lump sum at exit. The Plan design means the risks commonly affecting the liabilities and the financial results are expected to be:
  - Interest rate risk : The defined benefit obligation calculated uses a discount rate based on government bonds. If bond yields fall, the defined benefit obligation will tend to increase.
  - Salary inflation risk : Higher than expected increases in salary will increase the defined benefit obligation.
  - Demographic risk : This is the risk of variability of results due to unsystematic nature of decrements that include mortality, withdrawal, disability and retirement. The effect of these decrements on the defined benefit obligation is not straight forward and depends upon the combination of salary increase, discount rate and vesting criteria. It is important not to overstate withdrawals because in the financial analysis the retirement benefit of a short career employee typically costs less per year as compared to a long service employee.

## ix. A quantitative sensitivity analysis for significant assumption as at March 31, 2020 is as shown below:

(₹ in crore)

Particulars	March 31, 2020	March 31, 2019
<b>Discount rate</b>		
Impact on defined benefit obligation due to 1% increase in discount rate	(0.23)	(0.19)
Impact on defined benefit obligation due to 1% decrease in discount rate	0.27	0.22
<b>Salary escalation rate</b>		
Impact on defined benefit obligation due to 1% increase in salary escalation rate	0.25	0.21
Impact on defined benefit obligation due to 1% decrease in salary escalation rate	(0.22)	(0.19)
<b>Attrition Rate</b>		
Impact on defined benefit obligation due to 1% increase in attrition rate [ ₹ (33,939) {March 31, 2019: ₹ 14,852}]	(0.00)	0.00
Impact on defined benefit obligation due to 1% decrease in attrition rate [ ₹ 15,538 {March 31, 2019: ₹ (43,753)}]	0.00	(0.00)

The above sensitivity analysis is based on a change in an assumption while holding all other assumptions constant. In practice, this is unlikely to occur and changes in some of the assumptions may be correlated. When calculating the sensitivity of the defined benefit obligation to significant actuarial assumptions the same method (present value of the defined benefit obligation calculated with the projected unit credit method at the end of the reporting period) has been applied as when calculating the defined benefit liability recognised in the balance sheet.

## Notes to the standalone financial statements for the year ended March 31, 2020

### 35. Disclosure in terms of Ind AS 115 - Revenue from Contracts with Customers

#### (a) Contract Balances:

(₹ in crore)

Particulars	March 31, 2020	March 31, 2019
<b>Receivables:</b>		
- Non Current (Gross)	138.36	113.82
- Current (Gross)	542.05	397.52
- Loss allowance (non current)	(28.79)	(25.18)
- Loss allowance (current)	(3.18)	(2.79)
<b>Contract assets:</b>		
<b>Unbilled revenue</b>		
- Non Current	-	-
- Current	305.99	380.87
- Loss allowance (current)	-	-
<b>Contract Liabilities</b>		
<b>Advance received from customers</b>		
- Non Current	-	563.85
- Current	155.03	246.81

- b) Increase/ Decrease in net contract balances is primarily due:  
The movement in receivables and in contract assets is on account of invoicing and collection.
- c) Revenue recognised during the year from the performance obligation satisfied upto previous year (arising out of contract modifications) amounts to ₹ 130.51 crore (March 31, 2019: Nil).
- d) Reconciliation of contracted price with revenue during the year -

(₹ in crore)

Particulars	March 31, 2020	March 31, 2019
<b>Opening contracted price of orders</b>	<b>6,891.60</b>	<b>4,615.90</b>
Add:		
Fresh orders /change orders received (net)	-	2,095.90
Increase due to additional consideration recognised as per contractual terms	165.78	179.80
<b>Closing contracted price of orders</b>	<b>7,057.38</b>	<b>6,891.60</b>
Total Revenue recognised during the year	803.46	763.04
Revenue recognised upto previous year (from orders pending completion at the end of the year)	2136.60	1,373.56
<b>Balance revenue to be recognised in future</b>	<b>4,117.32</b>	<b>4,755.00</b>

- e) The Company has a process whereby periodically long term contracts are assessed for material foreseeable losses. At the year end, the Company has reviewed and ensured that adequate provision as required under the law/accounting standards for the material foreseeable losses on such long term contracts has been made in the books of accounts. The Company does not have any derivative contracts at the end of the year.

## Notes to the standalone financial statements for the year ended March 31, 2020

### 36 Leases, commitments and contingencies

#### I Leases

##### Company as lessee

The Company has leases for office building, warehouses and related facilities for which the Company has adopted Ind AS 116 "Leases" effective April 1, 2019, as notified by the Ministry of Corporate Affairs (MCA) in the Companies (Indian Accounting Standards) Amendment Rules, 2019 using modified retrospective method. On adoption of this standard, based on the exception of short term leases or lease of low value underlying assets, none of the lease has been identified for which right-of-use asset and a lease liability is required to be created.

Following amount has been recognised in statement of profit and loss :

Particulars	(₹ in crore)	
	March 31, 2020	March 31, 2019
Expenses related to short term lease (included under other expenses) [net of ₹ 1.74 crore (March 31, 2019 ₹ 2.27 crore ) cross charged to certain subsidiaries, associates and joint ventures]	33.25	41.59

Total cash outflow for leases for the year ended March 31, 2020 was ₹ 33.25 crores (March 31, 2019: ₹ 41.59 crores)

#### II Contingencies

In the ordinary course of business, the Company faces claims and assertions by various parties. The Company assesses such claims and assertions and monitors the legal environment on an ongoing basis with the assistance of external legal counsel, wherever necessary. The Company records a liability for any claims where a potential loss is probable and capable of being estimated and discloses such matters in its financial statements, if material. For potential losses that are considered possible, but not probable, the Company provides disclosure in the financial statements but does not record a liability in its accounts unless the loss becomes probable.

The following is a description of claims and assertions where a potential loss is possible, but not probable. The Company believes that none of the contingencies described below would have a material adverse effect on the Company's financial condition, results of operations or cash flows.

Particulars of guarantees	(₹ in crore)	
	March 31, 2020	March 31, 2019
<b>Corporate guarantees availed by the group companies</b>		
(a) sanctioned*	15,774.84	19,986.52
(b) outstanding*	11,085.86	12,829.71
<b>Bank guarantees</b>		
(a) sanctioned	641.31	852.61
(b) outstanding	535.29	792.48
<b>Letter of comfort provided on behalf of group companies to banks</b>		
(a) sanctioned	1,629.00	1,629.00
(b) outstanding	1,557.58	1,327.86

\*During the year ended March 31, 2019, the company and its subsidiaries had entered Framework agreement in favour of IDBI Bank Ltd (as the Lead Bank), the company has guarantee the obligations of unsustainable debt of GMR Rajahmundry Energy Limited in form of Cumulative Redeemable Preference Shares (CRPS) amounting to ₹ 940.59 crore. Redemption of CRPS are due on March 31, 2035 for ₹ 235.15 crore, March 31, 2036 for ₹ 235.15 crore, March 31, 2037 for ₹ 235.15 crore and March 31, 2038 for ₹ 235.14 crore. Hence there is no immediate contingent liability on the Company.

In addition to above table, following are the additional contingent liabilities:

1. There are numerous interpretative issues relating to the Supreme Court (SC) judgement on PF dated February 28, 2019. As a matter of caution, the Company has evaluated the same for provision on a prospective basis from the date of the SC order and is of the view that no such provision is required. The Company will update its provision, on receiving further clarity on the subject.
2. During the year ended March 31, 2013, the Company and its subsidiaries had divested their 70% stake in GMR Energy Singapore Private Limited (GESPL) to FPM Power Holding Limited and has provided a guarantee of SGD 38.00 crore towards warranties as specified in the Share Purchase Agreement (SPA) and other SPA transaction documents for a period till September 30, 2014 and in respect of tax claims, if any, the guarantee period is upto December 31, 2018. GESPL was developing a 800MW combined cycle gas urbine power plant in Jurong Island, Singapore.

## Notes to the standalone financial statements for the year ended March 31, 2020

### Litigations

The Company is involved in legal proceedings, both as plaintiff and as defendant. The Company believes the following claims to be of material nature:

(₹ in crore)

Particular	March 31, 2020	March 31, 2019
Matters relating to indirect taxes under dispute	46.57	48.02
Matters relating to direct taxes under dispute <sup>1,2</sup>	271.67	244.32
Claims against the company not acknowledged as debts	8.37	8.37

### Income Tax

- The Company has ongoing disputes with income tax authorities relating to tax treatment of certain items. These mainly include disallowance of expenses, tax treatment of certain expenses claimed by the Company as deductions and transfer pricing adjustments for related parties transactions etc.

Most of these disputes and/or dis-allowances, being repetitive in nature, have been raised by the income tax authorities consistently in most of the years. The management of the Company has contested all these additions/disallowances, by way of appeal before the appellate authorities and the same are yet to be disposed off.

- During the year ended March 31, 2020, the Company had received order/ demand amounting to ₹ 20.50 crore under Section 143(3) r.w.s.144C, subsequently modified under Section 154 of IT Act from the Income Tax Authorities in respect to Assessment year 2016-17. The management of the Company has filed an appeal against the above order and believes that these demands are not tenable and it has complied with all the applicable provisions of the IT Act with respect to its operations. The above amount has not been adjusted to include further interest and penalty leviable, if any, at the time of final outcome of the appeal.

### III Commitments

#### a. Capital commitments

(₹ in crore)

Particulars	March 31, 2020	March 31, 2019
Estimated amount of contracts remaining to be executed on capital account and not provided for (net of advances)	10.76	12.28

#### b. Other commitments

- The Company has committed to provide financial assistance as tabulated below: (₹ in crore)

Nature of relationship	Outstanding commitment for financial assistance	
	March 31, 2020	March 31, 2019
Subsidiaries	4,023.36	3,708.50
Joint Ventures / Associates	416.06	375.36
<b>Total</b>	<b>4,439.42</b>	<b>4,083.86</b>

- The Company has extended comfort letters to provide continued financial support to certain subsidiaries/ joint ventures/ associates to ensure that these subsidiaries are able to meet their debts, commitments (including commitments towards investee entities) and liabilities as they fall due and they continue as going concerns.
- The Company has entered into agreements with the lenders of certain group companies wherein it has committed to hold directly or indirectly at all times at least 51% of the equity share capital of the group companies and not to sell, transfer, assign, dispose, pledge or create any security interest except pledge of shares to the respective lenders as covered in the respective agreements with the lenders.
- The Company has certain long term unquoted investments which have been pledged as security towards loan facilities sanctioned to the Company and the investee Companies [refer note 5].
- For commitment relating to FCCBs and OCD's to Doosan [refer note 15 (3) and 15 (2)].
- During the year ended March 31, 2014, the Company along with its subsidiaries entered into a definitive agreement ('SPA') with Malaysia Airports

## Notes to the standalone financial statements for the year ended March 31, 2020

MSC Sdn Bhd ("Buyer") for sale of 40% equity stake in their joint ventures, ISG , LGM. Pursuant to the SPA entered with the buyer, the Company along with its subsidiaries had provided a guarantee of Euro 4.50 crore towards tax claims, as specified in the SPA for a period till May 2019.

### 37. Disclosures on Financial instruments

This section gives an overview of the significance of financial instruments for the Company and provides additional information on balance sheet items that contain financial instruments.

The details of significant accounting policies, including the criteria for recognition, the basis of measurement and the basis on which income and expenses are recognised in respect of each class of financial asset, financial liability and equity instrument are disclosed in Note 2.2 (b) and 2.2 (n), to the standalone financial statements.

#### (a) Financial assets and liabilities

The following tables presents the carrying value and fair value of each category of financial assets and liabilities as at March 31, 2020 and March 31, 2019.

As at March 31, 2020

(₹ in crore)

Particulars	Fair value through other comprehensive income	Fair value through statement of profit or loss	Amortised cost	Total carrying value	Total Fair Value
<b>Financial assets</b>					
(i) Investments	19,660.56	98.00	106.98	19865.54	19865.54
(ii) Loans	-	-	2394.24	2394.24	2394.24
(iii) Trade receivables	-	-	648.44	648.44	648.44
(iv) Cash and cash equivalents	-	-	23.26	23.26	23.26
(v) Bank balances other than cash and cash equivalents	-	-	2.01	2.01	2.01
(vi) Other financial assets	-	-	945.07	945.07	945.07
<b>Total</b>	<b>19,660.56</b>	<b>98.00</b>	<b>4,120.00</b>	<b>23,878.56</b>	<b>23,878.56</b>
<b>Financial liabilities</b>					
(i) Borrowings*	-	-	8,181.26	8,181.26	8,181.26
(ii) Trade payables	-	-	552.06	552.06	552.06
(iii) Other financial liabilities	-	-	2,333.95	2,333.95	2,333.95
(iv) Financial guarantee contracts	-	-	95.74	95.74	95.74
<b>Total</b>	-	-	<b>11,163.01</b>	<b>11,163.01</b>	<b>11,163.01</b>

## Notes to the standalone financial statements for the year ended March 31, 2020

As at March 31, 2019 (₹ in crore)

Particulars	Fair value through other comprehensive income	Fair value through statement of profit or loss	Amortised cost	Total carrying value	Total Fair Value
<b>Financial assets</b>					
(i) Investments	18,205.41	0.01	213.62	18,419.04	18,419.04
(ii) Loans	-	-	1,895.77	1,895.77	1,895.77
(iii) Trade receivables	-	-	483.38	483.38	483.38
(iv) Cash and cash equivalents	-	-	18.01	18.01	18.01
(v) Bank balances other than cash and cash equivalents	-	-	6.84	6.84	6.84
(vi) Other financial assets	-	-	1,155.46	1,155.46	1,155.46
<b>Total</b>	<b>18,205.41</b>	<b>0.01</b>	<b>3,773.08</b>	<b>21,978.50</b>	<b>21,978.50</b>
<b>Financial liabilities</b>					
(i) Borrowings*	-	-	7,186.24	7,186.24	7,186.24
(ii) Trade payables	-	-	495.99	495.99	495.99
(iii) Other financial liabilities	-	-	1,561.98	1,561.98	1,561.98
(iv) Financial guarantee contracts	-	-	105.29	105.29	105.29
<b>Total</b>	<b>-</b>	<b>-</b>	<b>9349.49</b>	<b>9349.49</b>	<b>9349.49</b>

\* includes current maturity of long term borrowings

(i) Investments in mutual funds are mandatorily classified as fair value through statement of profit and loss.

### (b) Fair value hierarchy

The following table provides an analysis of financial instruments that are measured subsequent to initial recognition at fair value, grouped into Level 1 to Level 3, as described below:

**Quoted prices in an active market (Level 1):** This level of hierarchy includes financial assets that are measured by reference to quoted prices (unadjusted) in active markets for identical assets or liabilities. This category consists of investment in quoted equity shares, and mutual fund investments.

**Valuation techniques with observable inputs (Level 2):** This level of hierarchy includes financial assets and liabilities, measured using inputs other than quoted prices included within Level 1 that are observable for the asset or liability, either directly (i.e., as prices) or indirectly (i.e., derived from prices).

**Valuation techniques with significant unobservable inputs (Level 3):** This level of hierarchy includes financial assets and liabilities measured using inputs that are not based on observable market data (unobservable inputs). Fair values are determined in whole or in part, using a valuation model based on assumptions that are neither supported by prices from observable current market transactions in the same instrument nor are they based on available market data.



## Notes to the standalone financial statements for the year ended March 31, 2020

## Financial assets and liabilities measured at fair value - recurring fair value measurements

(₹ in crore)

Particulars	Fair value measurements at reporting date using			
	Total	Level 1	Level 2	Level 3
<b>March 31, 2020</b>				
<b>Financial assets</b>				
Investment in mutual funds	98.00	98.00	-	-
Investments in subsidiaries, associates and joint ventures	19,660.56	-	-	19,660.56
<b>Financial liabilities</b>				
<b>March 31, 2019</b>				
<b>Financial assets</b>				
Investment in mutual funds	0.01	0.01	-	-
Investments in subsidiaries, associates and joint ventures	18,205.41	-	-	18,205.41

- (i) Short-term financial assets and liabilities are stated at carrying value which is approximately equal to their fair value.
- (ii) Management uses its best judgement in estimating the fair value of its financial instruments. However, there are inherent limitations in any estimation technique. Therefore, for substantially all financial instruments, the fair value estimates presented above are not necessarily indicative of the amounts that the Company could have realised or paid in sale transactions as of respective dates. As such, fair value of financial instruments subsequent to the reporting dates may be different from the amounts reported at each reporting date.
- (iii) The fair values of the unquoted equity shares have been estimated using a DCF model except in case of fair value of investment in SEZ sector which has determined based on available data for similar immovable property/ investment or observable market prices less incremental cost for disposing of the immovable property/ investments. The valuation requires management to make certain assumptions about the model inputs, including forecast cash flows, discount rate, credit risk and volatility. The probabilities of the various estimates within the range can be reasonably assessed and are used in management's estimate of fair value for these unquoted equity investments.
- (iv) There have been no transfers between Level 1, Level 2 and Level 3 for the years ended March 31, 2020 and March 31, 2019.
- (v) Fair value of mutual funds is determined based on the net asset value of the funds.

## (vi) Reconciliation of fair value measurement of unquoted equity shares classified as FVTOCI assets:

(₹ in crore)

Particulars	Amount
<b>As at April 1, 2018</b>	<b>22,436.96</b>
Purchases	2,060.00
Additional equity recognised for financial guarantees	791
Acquisition of equity shares	1,190.18
Other Adjustments	(6.52)
Sales / redemption	(1,859.85)
Re-measurement recognised in OCI	(5,623.28)
<b>As at March 31, 2019</b>	<b>18,205.41</b>
Additional equity recognised for financial guarantees, loan and preference shares	196.90
Acquisition of equity shares	0.10
Sales / redemption	(1,202.61)
Re-measurement recognised in OCI	2,460.76
<b>As at March 31, 2020</b>	<b>19,660.56</b>

## Notes to the standalone financial statements for the year ended March 31, 2020

**(vii) The significant unobservable inputs used in the fair value measurement categorised within Level 3 of the fair value hierarchy together with a quantitative sensitivity analysis as at March 31, 2020 and March 31, 2019 are as shown below:**

Description of significant unobservable inputs to valuation:

Unquoted equity Securities	Valuation technique	Significant unobservable inputs	Range (weighted average)	Sensitivity of the input to fair value
FVTOCI assets in unquoted equity shares	DCF method	Discounting rate (Cost of Equity)	<b>March 31, 2020:</b> 10.79 % to 21.65% <b>March 31, 2019:</b> 8.5% to 21.00%	1% increase in the discounting rate will have a significant adverse impact on the fair value of equity investments.

**(c) Financial risk management objectives and policies**

In the course of its business, the Company is exposed primarily to fluctuations in foreign currency exchange rates, interest rates, equity prices, liquidity and credit risk, which may adversely impact the fair value of its financial instruments. The Company has a risk management policy which not only covers the foreign exchange risks but also other risks associated with the financial assets and liabilities such as interest rate risks and credit risks. The risk management policy is approved by the Board of Directors. The risk management framework aims to:

- (i) create a stable business planning environment by reducing the impact of currency and interest rate fluctuations on the Company's business plan.
- (ii) achieve greater predictability to earnings by determining the financial value of the expected earnings in advance.

**i) Market risk**

Market risk is the risk of any loss in future earnings, in realisable fair values or in future cash flows that may result from a change in the price of a financial instrument. The value of a financial instrument may change as a result of changes in interest rates, foreign currency exchange rates, equity price fluctuations, liquidity and other market changes. Future specific market movements cannot be normally predicted with reasonable accuracy.

**(a) Market risk- Interest rate risk**

Interest rate risk is the risk that the fair value or future cash flows of a financial instrument will fluctuate because of changes in market interest rates. The Company's exposure to the risk of changes in market interest rates relates primarily to the Company's long-term debt obligations with floating interest rates.

The Company manages its interest rate risk by having a balanced portfolio of fixed and variable rate loans and borrowings.

**(i) Interest rate risk exposure**

The exposure of the Company's borrowing to interest rate changes at the end of the reporting period are as follows:

Particulars	(₹ in crore)	
	March 31, 2020	March 31, 2019
Variable rate borrowings	2,632.71	3,086.31
Fixed rate borrowings	5,548.55	4,099.93
<b>Total borrowings</b>	<b>8,181.26</b>	<b>7,186.24</b>

**(ii) Interest rate sensitivity**

The following table demonstrates the sensitivity to a reasonably possible change in interest rates on the portion of loans and borrowings affected. With all other variables held constant, the Company's profit before tax is affected through the impact on floating rate borrowings, as follows:

## Notes to the standalone financial statements for the year ended March 31, 2020

(₹ in crore)

Particulars	Increase in basis points	Effect on profit before tax
<b>March 31, 2020</b>		
INR	+50	(13.16)
<b>March 31, 2019</b>		
INR	+50	(15.43)

The assumed movement in basis points for the interest rate sensitivity analysis is based on the currently observable market environment.

**(b) Market risk- Foreign currency risk**

Foreign currency risk is the risk that the fair value or future cash flows of an exposure will fluctuate because of changes in foreign exchange rates. The Company's exposure to the risk of changes in foreign exchange rates relates primarily to the Company's investing and financing activities. The Company's exposure to foreign currency changes from operating activities is not material.

No hedge contract entered for the year ended March 31, 2020 and March 31, 2019.

The following table shows foreign currency exposure in US Dollar on financial instruments at the end of reporting period. The exposure to all other foreign currencies are not material.

(₹ in crore)

Particulars	Currency	Amount in foreign currency	Amount
Borrowings	USD	30.00	2,269.95
		(30.00)	(2,074.65)
Trade Payables	USD	0.02	1.75
		(0.01)	(0.53)
Other financial liabilities	USD	5.54	418.92
		(2.99)	(206.89)
Loans	USD	4.42	334.81
		-	-
Trade Receivables	USD	-	-
		(0.01)	(0.69)
Other financial assets	USD	0.03	2.35
		-	-

Note: Previous year's figures are shown in brackets above.

**Foreign currency sensitivity**

The following tables demonstrate the sensitivity to a reasonably possible change in USD exchange rates, with all other variables held constant. The impact on the Company's profit before tax is due to changes in the fair value of monetary assets and liabilities. The Company's exposure to foreign currency changes for all other currencies is not material.

(₹ in crore)

Particulars	Change in USD rate	Effect on profit before tax
March 31, 2020	5.45%	(128.26)
March 31, 2019	6.82%	(155.59)

**ii) Credit risk**

Credit risk is the risk that counterparty will not meet its obligations under a financial instrument or customer contract, leading to a financial loss. Financial instruments that are subject to credit risk and concentration thereof principally consist of trade receivables, loans receivables, investments, cash and cash equivalents, derivatives and financial guarantees provided by the Company.

## Notes to the standalone financial statements for the year ended March 31, 2020

The carrying value of financial assets represents the maximum credit risk. The maximum exposure to credit risk was ₹ 23,878.56 crore and ₹ 21,978.49 crore as at March 31, 2020 and March 31, 2019 respectively, being the total carrying value of investments, loans, trade receivables, balances with bank deposits and other financial assets.

Customer credit risk is managed by each business unit subject to the Company's established policy, procedures and control relating to customer credit risk management. An impairment analysis is performed at each reporting date on an individual basis for major customers. The Company does not hold collateral as security. Further, the top 5 customers of the Company in the EPC segment contributes to more than 90% of the trade receivables during the year ended March 31, 2020 and March 31, 2019.

With respect to Trade receivables/unbilled revenue, the Company has constituted the terms to review the receivables on periodic basis and to take necessary mitigations, wherever required. The Company creates allowance for all unsecured receivables based on lifetime expected credit loss based on a provision matrix. The provision matrix takes into account historical credit loss experience and is adjusted for forward looking information. The expected credit loss allowance is based on the ageing of the receivables that are due and rates used in the provision matrix.

With respect to the investing activities of the Company, it has a risk management framework that monitors the sectors of the entities in which the Company has investments and evaluates whether the sectors operate within the defined risk appetite and risk tolerance levels as defined by the senior management. The credit risk function evaluates its investments based on well-established sector specific internal frameworks, in order to identify, mitigate and allocate risks as well as to enable appropriate valuation of investments.

The following table summarises the changes in the loss allowance measured using ECL:

(₹ in crore)

Particulars	March 31, 2020	March 31, 2019
Opening balance*	27.97	23.63
Amount provided/ (reversed) during the year (net)	4.00	4.34
<b>Closing provision*</b>	<b>31.97</b>	<b>27.97</b>

\*Pertains to provision for doubtful receivables and unbilled revenue.

### Reconciliation of loss allowance provision- Loans and other financial assets.

(₹ in crore)

Particulars	March 31, 2020	March 31, 2019
Opening balance	260.99	45.41
Amount provided/ (reversed) during the year (net)	698.58	215.58
<b>Closing provision</b>	<b>959.57</b>	<b>260.99</b>

Credit risk from balances with bank and financial institutions is managed by the Company's treasury department in accordance with the Company's policy. Investments of surplus funds are made only with approved counterparties and within credit limits assigned to each counterparty. The limits are set to minimise the concentration of risks and therefore mitigate financial loss through counterparty's potential failure to make payments.

In respect of financial guarantees provided by the Company to banks and financial institutions, the maximum exposure which the Company is exposed to is the maximum amount which the Company would have to pay if the guarantee is called upon. Based on the expectation at the end of the reporting period, the Company considers that it is more likely than not that such an amount will not be payable under the guarantees provided.

### iii) Liquidity risk

Liquidity risk refers to the risk that the Company cannot meet its financial obligations. The objective of liquidity risk management is to maintain sufficient liquidity and ensure that funds are available for use as per requirements. The Company has obtained fund and non-fund based working capital lines from various banks. Furthermore, the Company has access to funds from debt markets through commercial paper programs, non-convertible debentures and other debt instruments. The Company invests its surplus funds in bank fixed deposit and in mutual funds, which carry no or low market risk.

## Notes to the standalone financial statements for the year ended March 31, 2020

The Company monitors its risk of shortage of funds on a regular basis. The Company's objective is to maintain a balance between continuity of funding and flexibility through the use of bank overdrafts, bank loans, debentures, preference shares, sale of assets and strategic partnership with investors, etc. Pursuant to aforesaid objective, the Company has entered into binding term sheet with investors, as detailed in note 44.

The following table shows a maturity analysis of the anticipated cash flows excluding interest obligations for the Company's financial liabilities on an undiscounted basis, which therefore differ from both carrying value and fair value.

(₹ in crore)

Particulars	0-1 years	1 to 5 years	> 5 years	Total
<b>March 31, 2020</b>				
Borrowings	1,805.90	4,189.01	2,269.95	8,264.86
Other financial liabilities	2,284.28	49.66	-	2,333.94
Trade payables	552.06	-	-	552.06
	<b>4,642.24</b>	<b>4,238.67</b>	<b>2,269.95</b>	<b>11,150.86</b>
<b>March 31, 2019</b>				
Borrowings	1,988.02	2,804.88	2,590.46	7,383.36
Other financial liabilities	1,492.88	-	-	1,492.88
Trade payables	495.99	-	-	495.99
	<b>3,976.89</b>	<b>2,804.88</b>	<b>2590.46</b>	<b>9,372.23</b>

(i) The above excludes any financial liabilities arising out of financial guarantee contract as detailed in note 36.

(ii) For range of interest of borrowings, repayment schedule and security details refer note 15.

#### iv) Price risk

The Company's exposure to price risk arises from investments held and classified in the balance sheet either as fair value through other comprehensive income or at fair value through profit or loss. To manage the price risk arising from investments, the Company diversifies its portfolio of assets.

(₹ in crore)

Particulars	Change in price	Effect on profit before tax
March 31, 2020	5.00%	0.25
March 31, 2019	5.00%	0.00

### 38. Capital management

The Company's capital management is intended to create value for shareholders by facilitating the meeting of long term and short term goals of the Company.

The Company determines the amount of capital required on the basis of annual business plan coupled with long term and short term strategic investment and expansion plans. The funding needs are met through equity, cash generated from operations and sale of certain assets, long term and short term bank borrowings and issue of non-convertible debt securities and strategic partnership with investors.

For the purpose of the Company's capital management, capital includes issued equity capital, convertible preference shares and debentures, share premium and all other equity reserves attributable to the equity holders of the Company.

The Company manages its capital structure and makes adjustments in light of changes in economic conditions and the requirements of the financial covenants. To maintain or adjust the capital structure, the Company may adjust the dividend payment to shareholders, return capital to shareholders or issue new shares. The Company monitors capital using a gearing ratio, which is total debt divided by total capital plus total debt. The Company's policy is to keep the gearing ratio at an optimum level to ensure that the debt related covenant are complied with (refer note 2.1).

## Notes to the standalone financial statements for the year ended March 31, 2020

(₹ in crore)

Particulars	March 31, 2020	March 31, 2019
Borrowings (refer note 15)	8181.26	7246.47
Less: Cash and cash equivalents (refer note 12(a))	23.26	18.00
<b>Net debt (A)</b>	<b>8,158.00</b>	<b>7,228.47</b>
<b>Capital components</b>		
Equity share capital	603.59	603.59
Other equity	11,464.15	11,097.56
<b>Total Capital (B)</b>	<b>12,067.74</b>	<b>11,701.15</b>
<b>Capital and borrowings C= (A+B)</b>	<b>20,225.74</b>	<b>18,929.62</b>
<b>Gearing ratio D= (A/C)</b>	<b>40.33%</b>	<b>38.19%</b>

No changes were made in the objectives, policies or processes for managing capital during the years ended March 31, 2020 and March 31, 2019.

39. Disclosure as per Part A of Schedule V of Securities (Listing Obligations and Disclosures Requirements) Regulations, 2015 as regards the loans and inter-corporate deposits granted to subsidiaries, fellow subsidiaries, joint ventures, associates and other companies in which the directors are interested.

(₹ in crore)

Name of the entity	Relationship		Amount outstanding as at		Maximum amount outstanding during the year ended		Investment by loanee in the shares of the parent Company
	March 31, 2020	March 31, 2019	March 31, 2020	March 31, 2019	March 31, 2020	March 31, 2019	
<b>Loans given/ debentures subscribed^</b>							
- GMRHL <sup>1</sup>	Subsidiary	Subsidiary	122.22	36.98	132.22	58.21	Nil
- GKSIR <sup>1</sup>	Subsidiary	Subsidiary	70.29	54.45	70.29	62.67	Nil
- GSPHL <sup>1</sup>	Subsidiary	Subsidiary	74.73	34.74	74.73	35.02	Nil
- DSPL <sup>1</sup>	Subsidiary	Subsidiary	-	88.03	88.03	308.75	Nil
- GIML <sup>1</sup>	Subsidiary	Subsidiary	-	-	-	313.13	Nil
- KSL <sup>1</sup>	Subsidiary	Subsidiary	708.76	1,014.07	1,132.76	1,014.07	Nil
- GGAL <sup>1</sup>	Subsidiary	Subsidiary	556.89	211.62	741.32	386.62	Nil
- GBPSPL <sup>1</sup>	Subsidiary	Subsidiary	18.95	18.95	18.95	18.95	Nil
- RSSL <sup>1</sup>	Subsidiary	Subsidiary	23.13	9.16	23.13	50.02	Nil
- NREPL <sup>1</sup>	Subsidiary	Subsidiary	12.46	12.46	12.46	12.46	Nil
- LIPPL <sup>1</sup>	Subsidiary	Subsidiary	3.35	3.35	3.35	3.35	Nil
- SUPPL <sup>1</sup>	Subsidiary	Subsidiary	5.24	5.24	5.24	5.24	Nil
- SJK <sup>1</sup>	Subsidiary	Subsidiary	401.57	436.88	436.88	436.88	Nil
- GETL <sup>1</sup>	Subsidiary	Subsidiary	111.82	-	111.82	-	Nil
- GIOL <sup>1</sup>	Subsidiary	Subsidiary	334.81	-	334.81	58.88	Nil
- GASL <sup>1</sup>	Subsidiary	Subsidiary	252.47	152.54	279.54	383.20	Nil

## Notes to the standalone financial statements for the year ended March 31, 2020

(₹ in crore)

Name of the entity	Relationship		Amount outstanding as at		Maximum amount outstanding during the year ended		Investment by loanee in the shares of the parent Company
	March 31, 2020	March 31, 2019	March 31, 2020	March 31, 2019	March 31, 2020	March 31, 2019	
- GBHPL <sup>1</sup>	Subsidiary	Subsidiary	50.00	-	50.00	-	Nil
- GEL <sup>1</sup>	Joint venture	Joint venture	212.66	-	212.66	-	Nil
- GSISL <sup>1,6</sup>	Subsidiary	Subsidiary	0.79	76.20	142.00	76.20	Nil
- GIDL <sup>2</sup>	Subsidiary	Subsidiary	1,348.50	2,060.00	2,060.00	2,060.00	Nil
- GKSIR <sup>2</sup>	Subsidiary	Subsidiary	14.20	14.20	14.20	14.20	Nil
- GSPHL <sup>2</sup>	Subsidiary	Subsidiary	259.46	259.46	259.46	259.46	Nil
- DPPL <sup>2</sup>	Subsidiary	Subsidiary	1.50	0.99	1.50	0.99	Nil

1. Loans given

2. Debentures subscribed

3. The above loans and inter-corporate deposits have been given for business purpose.

4. There are no outstanding debts due from directors or other officers of the Company.

^ The above balances does not include interest accrued thereon and equity component of preference shares/ loans/ debentures given at concessional rates.

5. The balances are disclosed on gross basis i.e. excluding provision for doubtful loans.

6. Ceases to be subsidiary company during the year.

**40. Interest in significant investment in subsidiaries, joint ventures and associates as per Ind AS- 27**

S. No.	Name of the entity	Relationship		Ownership interest		Date of Incorporation	Country of Incorporation/ Place of business
		March 31, 2020	March 31, 2019	March 31, 2020	March 31, 2019		
1	GEL	Joint venture	Joint venture	29.31%	29.31%	10-Oct-96	India
2	GBHPL	Joint venture	Joint venture	0.10%	0.10%	17-Feb-06	India
3	GEML	Joint venture	Joint venture	5.00%	5.00%	27-Feb-08	Mauritius
4	GETL	Subsidiary	Subsidiary	67.86%	67.86%	29-Jan-08	India
5	GGAL	Subsidiary	Subsidiary	99.99%	99.99%	3-Dec-10	India
6	GPIL	Subsidiary	Subsidiary	49.98%	49.98%	25-Feb-11	India
7	GACEPL	Subsidiary	Subsidiary	48.35%	48.35%	14-Jul-05	India
8	GPEL	Subsidiary	Subsidiary	1.50%	1.50%	18-Oct-05	India
9	GMRHL	Subsidiary	Subsidiary	90.26%	90.26%	3-Feb-06	India
10	GHVEPL	Subsidiary	Subsidiary	41.00%	41.00%	11-Jun-09	India
11	GCORRPL	Subsidiary	Subsidiary	41.00%	41.00%	21-Jul-09	India
12	GFIAL	Subsidiary	Subsidiary	86.49%	86.49%	12-Jan-05	India
13	GASL	Subsidiary	Subsidiary	100.00%	100.00%	18-Jul-07	India
14	DIAL [200 Equity shares (March 31, 2019 - 200 Equity shares)]	Subsidiary	Subsidiary	0.00%	0.00%	1-Mar-06	India
15	GIDL	Subsidiary	Subsidiary	99.99%	99.99%	28-Mar-17	India
16	GAL	Subsidiary	Subsidiary	74.48%	76.69%	6-Feb-92	India
17	GAPL	Subsidiary	Subsidiary	100.00%	100.00%	22-Dec-06	India
18	GKSIR	Subsidiary	Subsidiary	100.00%	100.00%	24-Sep-07	India

## Notes to the standalone financial statements for the year ended March 31, 2020

S. No.	Name of the entity	Relationship		Ownership interest		Date of Incorporation	Country of Incorporation/ Place of business
		March 31, 2020	March 31, 2019	March 31, 2020	March 31, 2019		
19	GSPHL	Subsidiary	Subsidiary	100.00%	100.00%	28-Mar-08	India
20	GCAPL	Subsidiary	Subsidiary	100.00%	100.00%	22-Dec-06	India
21	DSPL	Subsidiary	Subsidiary	100.00%	100.00%	24-Jul-07	India
22	GIML	Subsidiary	Subsidiary	100.00%	100.00%	18-Dec-07	Mauritius
23	GIOL	Subsidiary	Subsidiary	100.00%	100.00%	23-Jun-10	Mauritius
24	GCRPL [30,000 Equity shares (March 31, 2019 - 30,000 Equity shares)]	Subsidiary	Subsidiary	0.03%	0.03%	4-Jun-10	Singapore
25	GHAL [1,000 Equity shares (March 31, 20189 - 1,000 Equity shares)]	Subsidiary	Subsidiary	0.00%	0.00%	17-Dec-02	India
26	GIAL [154 Equity shares (March 31, 2019 - 154 Equity shares)]	Subsidiary	Subsidiary	0.00%	0.00%	9-Aug-10	Maldives

**Note:-**

1. Disclosure of financial data as per Ind AS - 112 'Disclosure of Interests in Other Entities' has been done based on the audited financial statements for the respective years.
  2. The above disclosure made do not include step down subsidiaries, joint ventures and associates and are with respect to subsidiaries, joint ventures and associates existing as at March 31, 2020.
  3. The above ownership includes assets held for sale.
41. The Company is in the process of conducting a transfer pricing study as required by the transfer pricing regulations under the IT Act ('regulations') to determine whether the transactions entered during the year ended March 31, 2020, with the associated enterprises were undertaken at "arm's length price". The management confirms that all the transactions with associate enterprises are undertaken at negotiated prices on usual commercial terms and is confident that the aforesaid regulations will not have any impact on the financial statements, particularly on the amount of tax expense and that of provision for taxation.
  42. Certain amounts (currency value or percentages) shown in the various tables and paragraphs included in the standalone financial statements have been rounded off or truncated as deemed appropriate by the management of the Company.
  43. Ministry of Corporate Affairs had published a list of Disqualified Directors in September 2017. As per this list, Mr. Srinivasan Sandilya (director of the Company as at March 31, 2020) was reported as disqualified from being appointed as a director in terms of section 164 (2) of the Companies Act, 2013 for the period from November 1, 2016 to October 31, 2021 pursuant to his directorship of Association Of Indian Automobiles Manufacturers (defaulting company). Consequently, the defaulting company has filed application with the Registrar of Companies (ROC) under Condonation of Delay Scheme, 2018 ('CODS - 2018'). During the year ended March 31, 2019, as confirmed by an email from ROC, his disqualification has been removed in view of Circular No. 16/2017 dated 29-12-2017 after filing of documents under CODS, 2018. However, his name continues in the List of Disqualified Directors published by the Ministry as he was defaulter for non-filing of documents on the date of publication of the said list.
  44. The management of the Company along with other shareholders of the Company and GMR Airports Limited (GAL), a subsidiary Company (together referred as "GMR Group") had signed a share subscription and share purchase agreement with Aeroports DE Paris S.A (ADP) for stake sale in the GAL on February 20, 2020. Pursuant to consummation of the same, ADP would hold 49% stake (directly & indirectly) in the GAL for an equity consideration of ₹ 10,780.00 crore, valuing GAL at the Base post money valuation of ₹ 22,000.00 crore. The equity consideration comprises of:
    - ₹ 9,780.00 crore towards secondary sale of shares by GMR Group; and
    - ₹ 1,000.00 crore equity infusion in GAL



## Notes to the standalone financial statements for the year ended March 31, 2020

In addition, ADP had also pegged Earn-outs upto ₹ 4,475.00 crore linked to achievement of certain agreed operating performance metrics as well as on receipt of certain regulatory clarifications. The successful consummation of Earnouts, could increase, Company's valuation on post money basis to ₹ 26,475.00 crore and GMR Group stake to ~59%. GMR Group will retain management control over the Airports Business with the Investors having customary rights and board representation at Company and its key subsidiaries.

The first tranche of ₹ 5,248.00 crore for 24.99% shares of GAL (primarily through buyout of GMR Infra Services Limited (GISL) via primary infusion of equity) had been completed on February 24, 2020. The second & final tranche of ₹ 5,532.00 crore (including primary of ₹ 1,000.00 crore in GAL) was subject to regulatory approvals, consents and other approvals.

Since March 31, 2020, the outbreak of COVID-19 and related global responses have caused material disruptions to businesses around the world, leading to an economic slowdown. Despite unprecedented adverse conditions, on July 7, 2020 the Company has successfully completed the transaction with ADP with slight modifications. As per the revised Share Purchase Agreement, the second tranche of the investment for 24.01% of GAL has been structured in two parts:

- A firm amount, immediately paid at Second closing, for a total of ₹ 4,565.00 crore, including ₹ 1,000.00 crore equity infusion in GAL.
- Earn-outs amounting to ₹ 1,060.00 crore, subject to the achievement of certain performance related targets by GAL upto FY2024.

Accordingly, ADP has increased earn-outs for GMR Group which are now pegged at up to ₹ 5,535.00 crore compared to the earlier ₹ 4,475.00 crore. These additional Earn-outs of ₹ 1,060.00 crore are linked to the achievement of certain agreed operating performance metrics as well as the receipt of certain regulatory clarifications over the next 5 years. The amount of ₹ 4,565.00 crore towards second & final tranche payment from ADP has been received. This money will primarily be used in servicing the debt which will help deleverage both GMR Group and GAL further and result in improved cash flows and profitability.

Further, the financial statements of March 31, 2020 reflected an excess of current liabilities over current assets of ₹ 2,000.80 crore and loss from continuing operation after tax of ₹ 1,478.97 crore. The divestment of GAL stake will enable the company to meet its financial obligations and its cash flow requirements in an orderly manner.

The management has engaged an external valuation expert to ascertain the fair value of such investments. The subsequent modification in the terms of the deal with ADP, detailed above, shall result in a potentially reduced fair value of the Company's investments in GAL. As at July 30, 2020 the date that these financial statements were authorized for issue, owing to the aforementioned reason, the fair value of the Company's investments in GMR Airport Limited had declined by ₹ 2,046.94 crore (net of taxes).

However, considering the negotiations for the modifications were initiated subsequent to the year end, such modification has been considered as a non-adjusting event. Accordingly, the Company's investments in GAL have been carried at the fair value determined by the external valuation expert which are based on the conditions existing as at the balance sheet date.

These subsequent changes in the fair value of the Company's investments in GAL are considered as non-adjusting event and are not reflected in the financial statements as at March 31, 2020.

### 45. Assets held for sale

The details of assets as held for sale and liabilities associated thereto are as under;

Particulars	(₹ in Crore)	
	March 31, 2020	March 31, 2019
<b>Assets classified as held for sale</b>		
Investment in Subsidiaries and Joint venture (refer note 5)	4,748.88	6,180.12
<b>Liabilities directly associated with the assets classified as held for sale</b>		
Advance sale consideration towards assets held for sale	-	25.23

## Notes to the standalone financial statements for the year ended March 31, 2020

### 46. Reconciliation of liabilities arising from financing activities pursuant to Ind AS - 7 'Statement of Cash Flows'

(₹ in crore)

Particulars	Liabilities arising from financing activities	
	Long term borrowings (refer note 15)	Short term borrowings (refer note 15)
<b>As at April 01, 2019</b>	<b>6,242.69</b>	<b>943.55</b>
<b>Cash flow changes:</b>		
Proceeds from borrowings	2,493.60	-
Repayment of borrowings	(1,622.51)	(124.91)
<b>Non-cash changes</b>		
Foreign exchange fluctuations	191.49	-
Adjustment for effective interest rate (EIR)	57.35	-
<b>As at March 31, 2020</b>	<b>7,362.62</b>	<b>818.64</b>
<b>As at April 01, 2018</b>	<b>5,939.68</b>	<b>768.91</b>
<b>Cash flow changes:</b>		
Proceeds from borrowings	601.44	174.64
Repayment of borrowings	(782.78)	-
<b>Non-cash changes</b>		
OCD's issued to Doosan (net of equity)	331.77	-
Foreign exchange fluctuations	112.19	-
Adjustment for effective interest rate (EIR)	40.38	-
<b>As at March 31, 2019</b>	<b>6,242.69</b>	<b>943.55</b>
* includes current maturity of long term borrowings		

47. With the recent and rapid development of the COVID - 19 outbreaks, many countries have implemented travel restrictions. The company has majority of its investments in the Airport sector, Energy Sector, Highway sectors and Urban Infra sector and with respect to COVID - 19 impact on the business of these entities, management believes while the COVID - 19 may impact the businesses in the short term, it does not anticipate medium to long term risk to the business prospects. Considering the business plans of the investee companies the management does not foresee any material impact on the fair value at which the aforementioned investments are carried. Accordingly, no adjustments to the carrying value of these investments are considered necessary. Further, the management has made detailed assessment of its liquidity position for the next one year and of the recoverability and carrying values of its assets as at the balance sheet date and has concluded that there are no material adjustments required in the financial statement. The impact of the COVID - 19 pandemic might be different from that estimated as at the date of approval of these financial statement and the Company will closely monitor any material changes to the future economic conditions.
48. The Company is primarily engaged in the business of handling EPC solutions in infrastructure sector and investment activity and corporate support to various infrastructure Special Purpose Vehicles (SPV). In accordance with Ind AS 108 "Operating Segments", the Company has presented segment information on the basis of its consolidated financial statements.

## Notes to the standalone financial statements for the year ended March 31, 2020

49. Ministry of Corporate Affairs ("MCA") notifies new standard or amendments to the existing standards. There is no such notification which would have been applicable from April 1, 2020.
50. Previous year's figures have been regrouped/reclassified, wherever necessary, to conform to the current year's classification.

As per our report of even date

**For Walker Chandiok & Co LLP**

Chartered Accountants

ICAI firm registration number: 001076N/ N500013

**Neeraj Sharma**

Partner

Membership number: 502103

Place: New Delhi

Date: July 30, 2020

**For and on behalf of the Board of Directors of  
GMR Infrastructure Limited**

**G.M Rao**

Chairman

DIN: 00574243

**Saurabh Chawla**

Chief Financial Officer

Place: New Delhi

Date: July 30, 2020

**Grandhi Kiran Kumar**

Managing Director & Chief Executive Officer

DIN: 00061669

**Venkat Ramana Tangirala**

Company Secretary

Membership number: A13979



**GMR INFRASTRUCTURE LIMITED**  
(CIN: L45203MH1996PLC281138)

Regd. Office: Naman Centre, 7<sup>th</sup> Floor, Opp. Dena Bank, Plot No. C-31, G Block, Bandra Kurla Complex, Bandra (East), Mumbai - 400051.  
T: +91 22 4202 8000; F: +91 22 4202 8004; W: www.gmrgroup.in  
Email id: Gil.Cosecy@gmrgroup.in

## NOTICE

NOTICE is hereby given that the Twenty Fourth Annual General Meeting of the members of GMR Infrastructure Limited will be held on Monday, September 21, 2020, at 3:00 P.M. IST through Video Conferencing ("VC") to transact the following business:

### Ordinary Business:

- To consider and adopt the Audited Financial Statements (including Consolidated Financial Statements) of the Company for the Financial Year ended March 31, 2020, and the Reports of the Board of Directors and Auditors thereon.
- To appoint a Director in place of Mr. G.B.S. Raju (DIN:00061686), who retires by rotation and being eligible, offers himself for re-appointment.

### Special Business:

- Appointment of Mr. Suresh Lilaram Narang (DIN:08734030) as an Independent Director.

To consider and if thought fit, to pass, with or without modification(s), the following resolution as an **Ordinary Resolution:**

**"RESOLVED THAT** pursuant to the provisions of Sections 149, 150, 152, 160 and other applicable provisions of the Companies Act, 2013 ("the Act"), read with Schedule IV and the Companies (Appointment and Qualification of Directors) Rules, 2014 (including any statutory modification(s) or re-enactment thereof for the time being in force), Articles of Association of the Company and Securities and Exchange Board of India (Listing Obligations and Disclosure Requirements) Regulations, 2015 ("SEBI LODR"), Mr. Suresh Lilaram Narang (DIN: 08734030) who was appointed as an Additional Director with effect from April 22, 2020 and who has submitted a declaration that he meets the criteria for independence as provided under the Act and the SEBI LODR, be and is hereby appointed as an Independent Director of the Company, not liable to retire by rotation and to hold office for a term of five (5) years with effect from April 22, 2020 or upto the conclusion of the 28<sup>th</sup> Annual General Meeting of the Company, whichever is earlier."

- Ratification of remuneration to Cost Auditors of the Company for the Financial Year ended March 31, 2021.

To consider and if thought fit, to pass, with or without modification(s), the following resolution as an **Ordinary Resolution:**

**"RESOLVED THAT** pursuant to the provisions of Section 148 and other applicable provisions, if any, of the Companies Act, 2013 read with rules framed thereunder (including any statutory modification(s) or re-enactment thereof for the time being in force) the remuneration payable to M/s. Rao, Murthy & Associates, Cost Accountants (Firm Registration No. 000065), appointed by the Board of Directors as Cost Auditors to conduct the audit of the cost records maintained by the Company for the financial year ending March 31, 2021, being ₹ 1,25,000/- (Rupees One Lakh Twenty Five Thousand Only) plus applicable taxes and reimbursement of out of pocket expenses that may be incurred by them in connection with the aforesaid audit, be and is hereby ratified."

- Approve raising of funds through issuance of equity shares and/or other eligible securities through Qualified Institutions Placement.

To consider and if thought fit, to pass, with or without modification(s), the following resolution as a **Special Resolution:**

**"RESOLVED THAT** pursuant to Sections 23, 42, 62, 71, 179 and other applicable provisions, if any, of the Companies Act, 2013 and the applicable rules made thereunder (including the Companies (Prospectus and Allotment of Securities) Rules, 2014 and the Companies (Share Capital and Debentures) Rules, 2014), each including any amendment(s), statutory modification(s), or re-enactment(s) thereof for the time being in force and in accordance with the relevant provisions of the memorandum of association and articles of association of the Company and in accordance with the regulations for qualified institutions placement contained in Chapter VI and other applicable provisions of the Securities and Exchange Board of India (Issue of Capital and Disclosure Requirements) Regulations, 2018, as amended ("SEBI ICDR Regulations"), the Securities and Exchange Board of India (Issue and Listing of Debt Securities) Regulations, 2008, as amended ("SEBI Debt Regulations"), the Securities and Exchange Board of India (Listing Obligations and Disclosure Requirements) Regulations, 2015, as amended ("SEBI Listing Regulations") and applicable provisions of the Foreign Exchange Management Act, 1999 and the regulations made thereunder including the Foreign Exchange Management (Non-debt Instruments) Rules, 2019, as amended, the Foreign Exchange Management (Debt Instruments) Rules, 2019, as amended, the Consolidated FDI Policy issued by the Department for Promotion of Industry and Internal Trade, Ministry of Commerce and Industry, Government of India from time to time, each as amended, the uniform listing agreements entered into by the Company with the stock exchanges where the equity shares of face value of ₹ 1 (Rupee one) each of the Company are listed ("Stock Exchanges",

and such equity shares, the “Equity Shares”), and any other provisions of applicable law (including all other applicable statutes, clarifications, rules, regulations, circulars, notifications, and guidelines issued by the Government of India (“GOI”), Ministry of Corporate Affairs (“MCA”), Reserve Bank of India (“RBI”), Securities and Exchange Board of India (“SEBI”), the Stock Exchanges, Registrar of Companies, Mumbai, Maharashtra (“RoC”) and such other statutory/ regulatory authorities in India or abroad (the “Appropriate Authorities”) from time to time), and subject to existing borrowing limits and security creation limits approved by the shareholders of the Company and all approvals, permissions, consents, and/ or sanctions as may be necessary or required from any of the Appropriate Authorities, and subject to such terms, conditions, or modifications as may be prescribed or imposed while granting such approvals, permissions, consents, and/ or sanctions by any of the aforesaid authorities, which may be agreed to by the board of directors of the Company (“Board”, which term shall include any committee which the Board may have constituted or may hereinafter constitute to exercise its powers, including the powers conferred by this resolution), the approval of the shareholders of the Company be and is hereby accorded to the Board and the Board be and is hereby authorised to create, offer, issue, and allot such number of Equity Shares, non-convertible debentures along with warrants and/or convertible securities other than warrants (collectively, referred to as the “Securities”) to qualified institutional buyers (as defined under the SEBI ICDR Regulations) (“QIBs”), whether they are holders of the Equity Shares or not, through one or more qualified institutions placements (“QIP”), pursuant to and in accordance with Chapter VI of the SEBI ICDR Regulations, as applicable, through the issuance of a placement document(s), as permitted under applicable laws and regulations, in one or more tranches, for cash, at such price or prices (including at a discount or premium to market price or prices permitted under applicable law) as may be deemed fit, including a premium or discount that may be permitted under the SEBI ICDR Regulations on the floor price calculated as per Regulation 176 of the SEBI ICDR Regulations, such that the total amount to be raised through the issue of Securities in the QIP shall not exceed ₹ 5,000 crores only (Rupees Five Thousand Crores only) (inclusive of such premium as may be fixed on such Securities), to be subscribed in Indian or its equivalent of any foreign currency(ies) by all eligible investors, including resident or non-resident/foreign investors who are authorized to invest in the Securities of the Company as per extant regulations/guidelines or any combination as may be deemed appropriate by the Board in consultation with the book running lead managers appointed for the QIP and whether or not such investors are shareholders of the Company (collectively called “Investors”), to all or any of them, jointly or severally through a placement document or such other offer document, on such terms and conditions considering the prevailing market conditions and other relevant factors wherever necessary, in one or more tranche or tranches, in such manner, and on such terms and conditions as may be agreed by the Board in consultation with the book running lead managers appointed for the QIP, including the discretion to determine the categories of Investors, to whom the offer, issue and allotment of Securities shall be made, in such manner or otherwise on such terms and conditions and deciding of other terms and conditions like number of Securities to be issued and allotted.

**RESOLVED FURTHER THAT** subject to the provisions of the SEBI ICDR Regulations:

- i. the allotment of the Securities shall be completed within 365 days from the date of passing of the special resolution by the shareholders of the Company or such other time as may be allowed under the Companies Act, 2013 and/ or SEBI ICDR Regulations, from time to time;
- ii. the relevant date for the purposes of pricing of the Equity Shares to be issued and allotted in the proposed QIP shall be the date of the meeting in which the Board or a duly authorised committee decides to open the proposed QIP. In case of convertible securities, the relevant date shall be either the date of the meeting at which the Board decides to open the proposed QIP of such convertible securities or the date on which the holders of such convertible securities become entitled to apply for the equity shares;
- iii. the Securities shall be allotted as fully paid up (in case of allotment of non-convertible debt instruments along with warrants, the allottees may pay the full consideration or part thereof payable with respect to warrants, at the time of allotment of such warrants), with the balance consideration being payable on allotment of Equity Shares on exercise of options attached to such warrants;
- iv. the tenure of any convertible or exchangeable Securities shall not exceed 60 (sixty) months from the date of allotment;
- v. the issuance and allotment of the Securities by way of the QIP shall be made at such price that is not less than the price determined in accordance with the pricing formula provided under Regulation 176(1) of the SEBI ICDR Regulations (“Floor Price”), and the price determined for the QIP shall be subject to appropriate adjustments as per the provisions of the SEBI ICDR Regulations, as may be applicable. However, the Board or duly authorised committee may, in consultation with the lead managers, offer a discount of not more than 5% or such other percentage as may be permitted under applicable law on the Floor Price;
- vi. no single allottee shall be allotted more than 50% of the issue size and the minimum number of allottees shall be in accordance with the SEBI ICDR Regulations;
- vii. it is clarified that QIBs belonging to the same group (as specified under Regulation 180(2) of the SEBI ICDR Regulations) or who are under same control shall be deemed to be a single allottee;

- viii. the allotment of Securities except as may be permitted under the SEBI ICDR Regulations and other applicable laws shall only be to QIBs and no allotment shall be made, either directly or indirectly, to any QIBs who is a promoter of the Company, or any person related to the promoter of the Company, in terms of the SEBI ICDR Regulations;
- ix. the Securities shall not be sold by the allottees for a period of one (1) year from the date of its allotment, except on the recognized Stock Exchanges or except as may be permitted from time to time by the SEBI ICDR Regulations; and
- x. the Company shall not undertake any subsequent QIP until the expiry of two weeks from the date of the QIP to be undertaken pursuant to this special resolution.

**RESOLVED FURTHER THAT** in pursuance of the aforesaid resolution the Securities to be created, offered, issued, and allotted shall be subject to the provisions of the memorandum and articles of association of the Company and any Equity Shares that may be created, offered, issued and allotted by the Company shall rank pari-passu in all respects with the existing Equity Shares of the Company.

**RESOLVED FURTHER THAT** the Board be and is hereby authorized to issue and allot such number of Equity Shares as may be required to be issued and allotted upon issuance / conversion of any Securities or as may be necessary in accordance with the terms of the offering. All such Equity Shares shall rank pari-passu with the existing Equity Shares in all respects.

**RESOLVED FURTHER THAT** the Company be and is hereby authorized to engage/appoint book running lead managers, underwriters, guarantors, depositories, custodians, registrars, bankers, lawyers, advisors and all such agencies/intermediaries, as are or may be required to be appointed, involved or concerned in such offerings and to remunerate them by way of commission, brokerage, fees or the like including reimbursement of out of pocket expenses incurred by them and also to enter into and execute all such arrangements, agreements, memoranda, documents etc., with such agencies/ intermediaries as per the SEBI ICDR Regulations.

**RESOLVED FURTHER THAT** for the purpose of giving effect to this resolution, the Board or the management committee of the Board or any other committee to be constituted by the Board for this purpose be and is hereby authorized on behalf of the Company to do such acts, deeds, matters and take all steps as may be necessary including without limitation, including among other things, the following:

- i. to determine the terms and conditions of the QIP, including among other things, the date of opening and closing of the QIP (including the extension of such subscription period, as may be necessary or expedient), the class of investors to whom the Securities are to be issued, and shall be entitled to vary, modify or alter any of the terms and conditions as it may deem expedient;
- ii. to determine the number of Securities that may be offered in domestic and/ or international markets and proportion thereof, tranches, issue price, interest rate, listing, premium/ discount, as permitted under applicable law (now or hereafter);
- iii. to finalise and approve, and make arrangements for submission, of the preliminary and/or draft and/or final offering circulars/information memoranda/ offer documents, and any addenda or corrigenda thereto with the appropriate regulatory authorities;
- iv. to determine conversion of Securities, if any, redemption, allotment of Securities, listing of securities at the Stock Exchanges;
- v. to make applications to the Stock Exchanges for in-principle and final approvals for listing and trading of Equity Shares, and to deliver or arrange the delivery of necessary documentation to the Stock Exchanges in relation thereto;
- vi. to open such bank accounts, including escrow accounts, as are required for purposes of the QIP, in accordance with applicable law;
- vii. to finalize utilisation of the proceeds of the QIP, as it may in its absolute discretion deem fit in accordance with the applicable law;
- viii. approve estimated expenditure in relation to the QIP;
- ix. to decide on conduct and schedule of road shows, investor meet(s) in accordance with applicable legal requirements for the issue of the Securities;
- x. to undertake all such actions and compliances as may be necessary in accordance with the SEBI ICDR Regulations, the SEBI Listing Regulations or any other applicable laws;
- xi. to apply for dematerialization of the Equity Shares with the concerned depositories;
- xii. to sign and execute all deeds, documents, undertakings, agreements, papers, declarations and writings as may be required in this regard, including without limitation, the private placement offer letter (along with the application form), information memorandum, disclosure documents, the preliminary placement document and the placement document, placement agreement, escrow agreement, term sheets, trustee agreement, trust

deed and any other documents as may be required, approve and finalise the bid cum application form and confirmation of allocation notes, seek any consents and approvals as may be required, provide such declarations, affidavits, certificates, consents and/or authorities as required from time to time;

- xiii. to seek by making requisite applications as may be required, any approval, consent or waiver from the Company's lenders and/or any third parties (including industry data providers, customers, suppliers) with whom the Company has entered into various commercial and other agreements, and/or any/all concerned government, statutory and regulatory authorities, and/or any other approvals, consents or waivers that may be required in connection with the QIP, offer and allotment of the Securities;
- xiv. to give instructions or directions and/or settle all questions, difficulties or doubts that may arise at any stage from time to time, and give effect to such modifications, changes, variations, alterations, deletions, additions as regards the terms and conditions as may be required by the SEBI, the MCA, the book running lead manager(s), or other authorities or intermediaries involved in or concerned with the QIP and as the Board or the management committee of the Board or any other committee to be constituted by the Board for this purpose may in its absolute discretion deem fit and proper in the best interest of the Company without being required to seek any further consent or approval of the shareholders or otherwise, and that all or any of the powers conferred on the Company and the Board or the management committee of the Board or any other committee to be constituted by the Board for this purpose pursuant to this resolution may be exercised by the Board or the management committee of the Board or any other committee to be constituted by the Board for this purpose to the end and intent that the shareholders shall be deemed to have given their approval thereto expressly by the authority of this resolution, and all actions taken by the Board or the management committee of the Board or any other committee to be constituted by the Board for this purpose, in connection with any matter(s) referred to or contemplated in any of the foregoing resolutions be and are hereby approved, ratified and confirmed in all respects.

**RESOLVED FURTHER THAT** the Board or the management committee of the Board or any other committee to be constituted by the Board for this purpose be and is hereby authorized to approve, finalise, execute, ratify, and/ or amend/ modify agreements and documents, including any power of attorney, lock up letters, and agreements in connection with the appointment of any intermediaries and/ or advisors (including for marketing, listing, trading and appointment of book running lead managers/ legal counsel/ bankers/ advisors/ registrars/ and other intermediaries as required) and to pay any fees, commission, costs, charges and other expenses in connection therewith.

**RESOLVED FURTHER THAT** subject to applicable law, the Board or the management committee of the Board or any other committee to be constituted by the Board for this purpose be and is hereby authorized to delegate all or any of the powers herein conferred to any director(s), committee(s), executive(s), officer(s) or representatives(s) of the Company or to any other person to do all such acts, deeds, matters and things and also to execute such documents, writings etc., as may be necessary to give effect to this resolution."

By order of the Board of Directors  
For GMR Infrastructure Limited

Place: New Delhi  
Date : August 27, 2020

T. Venkat Ramana  
Company Secretary & Compliance Officer  
(ACS 13979)

**NOTES:**

1. In view of COVID-19 pandemic, Ministry of Corporate Affairs (“MCA”) vide its General Circular Nos. 14/2020 dated April 08, 2020, 17/2020 dated April 13, 2020 and 20/2020 dated May 05, 2020 (collectively referred to as “MCA Circulars”) and Securities and Exchange Board of India (“SEBI”) vide its Circular No. SEBI/HO/CFD/CMD1/CIR/P/2020/79 dated May 12, 2020, (SEBI Circular) has allowed the Companies to conduct Annual General Meeting (“AGM”) through Video Conferencing (“VC”) or Other Audio Visual Means without the physical presence of the Members at a common venue. In terms of the said Circulars, the 24<sup>th</sup> AGM of the Company is being held through VC. Hence, Members can attend and participate in the AGM through VC only.
2. Pursuant to the aforesaid MCA Circulars, Members attending the 24<sup>th</sup> AGM through VC shall be counted for the purpose of reckoning the quorum under Section 103 of the Companies Act, 2013.
3. As per the Companies Act, 2013, (‘the Act’), a Member entitled to attend and vote at the AGM is entitled to appoint a proxy to attend and vote on his/her behalf. However, in terms of the MCA Circulars, the 24<sup>th</sup> AGM is being held through VC, physical attendance of Members has been dispensed with. Accordingly, the facility of appointment of proxies by Members under Section 105 of the Act will not be available for the 24<sup>th</sup> AGM and hence the Proxy Form and Attendance Slip are not annexed to this Notice.
4. The Board of Directors have considered and decided to include item nos. 3 to 5 given above as Special Business in the Notice to the 24<sup>th</sup> AGM, as they consider it unavoidable in nature.
5. The Explanatory Statement setting out the material facts pursuant to Section 102 of the Companies Act, 2013, relating to item nos. 3 to 5 and the additional information required to be provided pursuant to Regulation 36 read with Regulation 26 of the Securities and Exchange Board of India (Listing Obligations and Disclosure Requirements) Regulations, 2015 (hereinafter referred to as “SEBI LODR”) and Secretarial Standard on General Meeting (SS-2) prescribed by Institute of Company Secretaries of India (ICSI), regarding the Directors who are proposed to be appointed/re-appointed are annexed hereto.
6. The Register of Members and Share Transfer Books of the Company will remain closed from Monday, September 14, 2020 to Monday, September 21, 2020 (both days inclusive).
7. Corporate members are required to access the link at <https://evoting.karvy.com/> and upload a certified true copy of Board Resolution authorizing their representative to attend the AGM through VC and vote on their behalf. Institutional Investors are encouraged to attend and vote at the meeting through VC.
8. Kfin Technologies Private Limited (Kfintech) is the Registrar and Share Transfer Agent (RTA) of the Company to perform the share related work for shares held in physical and electronic form.
9. KFinTech shall be providing the facility for voting through remote e-voting, for participation in the 24<sup>th</sup> AGM through VC facility and e-voting during 24<sup>th</sup> AGM.
10. Members holding shares in physical mode are requested to intimate changes in their address to Kfin Technologies Private Limited (Unit: GMR Infrastructure Limited) at Kfintech, Selenium Tower B, Plot 31-32, Gachibowli, Financial District, Nanakramguda, Hyderabad - 500032. Members holding shares in electronic mode are requested to send the intimation for change of address to their respective Depository Participants. Any such changes effected by the Depository Participants will automatically reflect in the Company’s records.
11. In line with the aforesaid MCA Circulars and SEBI Circular dated May 12, 2020, Notice of the AGM along with the Annual Report 2019-20 are being sent only through electronic mode to those Members whose email addresses are registered with the RTA/ Depositories. Members may also note that the Notice of the 24<sup>th</sup> AGM and the Annual Report 2019-20 will also be available on the Company’s website at [www.gmrgroup.in](http://www.gmrgroup.in), websites of the Stock Exchanges, i.e. BSE Limited and National Stock Exchange of India Limited, at [www.bseindia.com](http://www.bseindia.com) and [www.nseindia.com](http://www.nseindia.com) respectively, and on the website of the RTA at <https://evoting.karvy.com/>.
12. Members may note that pursuant to the General Circular No. 20/2020 dated May 05, 2020 issued by the MCA, the Company has provided the link mentioned below to enable members to register themselves for the purpose of receiving the Company’s Annual Report and Notice for the Annual General Meeting (including e-voting instructions) electronically. Accordingly, Members are requested to update their email address by accessing the link [http://ris.kfintech.com/email\\_registration/](http://ris.kfintech.com/email_registration/).
13. Pursuant to Regulation 40 of SEBI LODR, transfer of securities held in physical form shall not be processed and any transfer of securities will be possible only in dematerialized mode. Hence members are advised to dematerialize their shares that are held in physical form for any further transfer.



14. Further with reference to the SEBI circular (Ref. SEBI/HO/MIRSD/DOP1/CIR/P/2018/73 dated April 20, 2018) directing security holders, holding securities in physical form to update details of their PAN and bank account, we request all such security holder to immediately update the required details or any change therein with the RTA/Company.
15. Members who hold shares in dematerialized form and wish to provide/change/correct the bank account details should send the same immediately to their concerned Depository Participant and not to the Company. Members are also requested to give the MICR Code of their bank to their Depository Participants. The Company will not entertain any direct request from such Members for change of address, transposition of names, deletion of name of deceased joint holder and change in the bank account details. While making payment of Dividend, the Registrar and Share Transfer Agent is obliged to use only the data provided by the Depositories, in case of such dematerialized shares.
16. As per the provisions of Section 72 of the Companies Act, 2013, nomination facility is available to the members, in respect of equity shares held by them. Nomination forms can be obtained from the RTA.
17. As per Rule 3 of Companies (Management and Administration) Rules, 2014, Register of Members of the Company should have additional details pertaining to E-mail, PAN / CIN, UID, Occupation, Status, Nationality. We request all the Members of the Company to update their details with their respective Depository Participants (DPs) in case of shares held in electronic form and with the Company's RTA in the case of physical holding, immediately.
18. Non-resident Indian shareholders are requested to inform about the following immediately to the Company or its Registrar and Share Transfer Agent or the concerned Depository Participant, as the case may be: -
  - a) The change in the residential status on return to India for permanent settlement, and
  - b) The particulars of the updated Bank Account in India.
19. Since the AGM will be held through VC Facility, the Route Map being not relevant, therefore is not annexed to this Notice.
20. Members who wish to claim Dividends, which remain unclaimed, are requested to either correspond with Company Secretary at the Company's corporate office or the Company's Registrar and Share Transfer Agent (KFintech) for revalidation and encashment before the due dates. The details of such unclaimed dividends are available on the Company's website at [www.gmrgroup.in](http://www.gmrgroup.in).
21. Members are requested to note that the dividend remaining unclaimed for a continuous period of seven years from the date of transfer to the Company's Unpaid Dividend Account shall be transferred to the Investor Education and Protection Fund (IEPF). In addition, all shares in respect of which dividend has remained unclaimed for seven consecutive years or more shall be transferred by the Company to demat account of the IEPF Authority within a period of thirty days of such shares becoming due to be transferred to the IEPF.

In the event of transfer of shares and unclaimed dividends to IEPF, Members are entitled to claim the same from the IEPF authority by submitting an online application in the prescribed Form IEPF-5 available on the website <http://www.iepf.gov.in/> and sending a physical copy of the same duly signed to the Company along with the requisite documents enumerated in Form IEPF-5. Members can file only one consolidated claim in a financial year as per the IEPF Rules.
22. In accordance with Rule 5(8) of the Investor Education and Protection Authority (Accounting, Audit, Transfer and Refund) Rules, 2016, the Company has uploaded details of unpaid and unclaimed amounts lying with the Company on its website at [www.gmrgroup.in](http://www.gmrgroup.in).
23. Members may join the 24<sup>th</sup> AGM through VC Facility by following the procedure as mentioned separately in the notice, which shall be kept open for the Members from 02:45 p.m. IST i.e. 15 minutes before the time scheduled to start the 24<sup>th</sup> AGM and shall not be closed for at least 15 minutes after such scheduled time.
24. Members may note that the VC Facility, provided by KFintech, allows participation of at least 1,000 Members on a first-come-first-served basis. The large shareholders (i.e. shareholders holding 2% or more shareholding), promoters, institutional investors, directors, key managerial personnel, the Chairpersons of the Audit Committee, Nomination and Remuneration Committee and Stakeholders Relationship Committee, auditors, etc. can attend the 24<sup>th</sup> AGM without any restriction on account of first-come first-served principle.
25. Copies of all documents referred to in the notice and explanatory statement pursuant to Section 102(1) of the Companies Act, 2013 annexed thereto are available for inspection electronically. Members seeking to inspect such documents can send an email to [gilsecretarial@gmrgroup.onmicrosoft.com](mailto:gilsecretarial@gmrgroup.onmicrosoft.com)

The Register of Directors and Key Managerial Personnel and their shareholding maintained under Section 170 of the Act, the Register of Contracts or Arrangements in which the directors are interested, maintained under Section 189 of the Act will be available electronically for inspection by the members during the AGM.

Member seeking any information with regard to any queries regarding the Annual Report, may write to the Company at Gil.Cosecy@gmrgroup.in.

26. In compliance with the provisions of Section 108 of the Companies Act, 2013 read with Rule 20 of the Companies (Management and Administration) Rules, 2014, Secretarial Standard-2 on General Meetings and Regulation 44 of the Securities and Exchange Board of India (Listing Obligations and Disclosure Requirements) Regulations, 2015, the Company is pleased to provide members with facility to exercise their votes by electronic means through remote e-voting services, provided by KFin Technologies Private Limited (Service Provider) on all resolutions set forth in this Notice.

**The instructions and other information relating to e-voting are as under:**

**i. In case of Members whose email IDs are registered with the Company/Depository Participants(s) (Members receiving e-mail from Kfintech):**

- a) Open your web browser during the voting period and navigate to <https://evoting.karvy.com>.
- b) Enter the login credentials i.e. User ID and Password. Your Folio No. / DP ID-Client ID will be your User ID.

User - ID	For Members holding shares in Demat Form: - 1) For NSDL: - 8 character DP ID followed by 8 digits Client ID 2) For CDSL: - 16 digits Beneficiary ID For Members holding shares in physical form: - • Event Number followed by Folio Number registered with the Company
Password	If your email ID is not registered, please follow steps mentioned under point no. (ii) below for registration of email ID and obtaining User ID / Password for e-voting.
Captcha	Enter the Verification code i.e., please enter the alphabets and numbers in the exact way as they are displayed for security reasons.

- c) After entering the details appropriately, Click on "LOGIN".
- d) You will now reach Password change menu wherein you are required to mandatorily change your password. The new password shall comprise of minimum 8 characters with at least one upper case (A-Z), one lower case (a-z), one numeric value (0-9) and a special character(@, #, \$, etc.). The system will prompt you to change your password and update your contact details like mobile number, emailID, etc. on first login. You may also enter a secret question and answer of your choice to retrieve your password in case you forget it. It is strongly recommended that you do not share your password with any other person and that you take utmost care to keep your password confidential.
- e) You need to login again with the new credentials.
- f) On successful login, the system will prompt you to select the "EVENT" i.e., GMR Infrastructure Limited.
- g) On the voting page, the number of shares as held by the members as on the Cut-off date will appear. If you desire to cast all the vote assenting/ dissenting to the resolution, then enter all shares and click "FOR/AGAINST" as the case may be. You are not required to cast all your votes in the same manner. You may partially enter any number in "FOR" and partially in "AGAINST" but the total number in "FOR/AGAINST" taken together should not exceed your total shareholding as mentioned hereinabove. You may also choose the option ABSTAIN in case you wish to abstain from voting. If the member does not indicate either "FOR" or "AGAINST" it will be treated as "ABSTAIN" and the shares held will not be counted under either head.
- h) Members holding multiple folios / demat account shall choose the voting process separately for each folio / demat account.
- i) You may then cast your vote by selecting an appropriate option and click on "Submit". A confirmation box will be displayed. Click "OK" to confirm else "CANCEL" to modify. Once you confirm, you will not be allowed to modify your vote. During the voting period, Members can login any number of times till they have voted on the Resolution(s).
- j) Institutional/Corporate members (i.e., other than Individuals, HUF, NRI, etc..) are required to send scanned copy (PDF/JPG Format) of the relevant Board Resolution/Authority Letter, etc. together with attested specimen signature(s) of the duly authorised representative(s) who are authorised to vote, to the Scrutinizer through e-mail ID: [sree@sreedharancs.com](mailto:sree@sreedharancs.com)/[compliance@sreedharancs.com](mailto:compliance@sreedharancs.com) with a copy marked to [evoting@karvy.com](mailto:evoting@karvy.com). The file scanned image of the Board Resolution should be in the naming format "Corporate Name, event no."
- k) Once you have cast your vote on resolution, you will not be allowed to modify it subsequently.

**ii In case of Members whose e-mail addresses are not registered with the Company/Depositories:**

- (a) Members holding shares in demat mode, shall register their email addresses with their respective depository participants and members holding shares in physical mode shall register their email addresses with the Company's RTA, Kfintech at [einward.ris@kfintech.com](mailto:einward.ris@kfintech.com) to obtain the Annual Report, user ID / password for e-voting.
- (b) Members may note that pursuant to the General Circular No. 20/2020 dated May 05, 2020 issued by the MCA, the Company has provided the link mentioned below to enable members to register themselves for the purpose of receiving the Company's Annual Report and Notice for the Annual General Meeting (including e-voting instructions) electronically. Accordingly, Members are requested to update their email address by accessing the link [http://ris.kfintech.com/email\\_registration/](http://ris.kfintech.com/email_registration/).
- (c) Please follow all steps from SI. No. (a) to (k) of (i) above, to cast vote.
- l) The facility for e-voting, other than remote e-voting, shall also be made available during AGM. Members attending the AGM through VC and have not cast their vote by remote e-voting will only be able to exercise their right to vote at the AGM through e-voting.
- m) However, this facility shall be operational till all the resolutions are considered and voted upon in the meeting.
- n) A Member can opt for only single mode of voting i.e. through remote e-voting or voting during the AGM. If a Member casts votes by both modes i.e. voting at AGM and remote e-voting, voting done through remote e-voting shall prevail and vote during the AGM shall be treated as invalid.
- o) The remote e-voting period commences on Friday, September 18, 2020 at 9.00 a.m. IST and ends on Sunday, September 20, 2020 at 5.00 p.m. IST (both days inclusive). During this period, the Members of the Company holding shares in physical form or in dematerialized form, may cast their votes by remote e-voting in the manner and process set out hereinabove. The e-voting module shall be disabled for voting thereafter. Only those Members whose names are recorded in the Register of Members of the Company or in the Register of Beneficial Owners maintained by the Depositories as on the cut-off date, being Monday, September 14, 2020 will be entitled to cast their votes by remote e-voting.
- p) In case a person has become a Member of the Company after dispatch of AGM Notice but on or before the cut-off date for e-voting i.e., Monday, September 14, 2020, or has registered his/her e-mail address after dispatch of the AGM Notice, he/she may write to Kfintech on the e-mail id: [einward.ris@kfintech.com](mailto:einward.ris@kfintech.com), requesting for the User ID and Password. However, RTA shall endeavour to send User ID and Password to those new Members whose e-mail ids are available.
- q) In case of any query pertaining to e-voting, please visit Help & Frequently Asked Questions (FAQ's) for members and e-voting User Manual for members available at the download section of <https://evoting.karvy.com> (Kfintech Website) or contact KFin Technologies Private Limited at the Telephone No.: (Toll Free No.: 1800-345-4001)
- r) It is strongly recommended not to share your password with any other person and take utmost care to keep it confidential.

**Other Instructions**

1. Mr. V. Sreedharan, (Membership No. FCS 2347) or failing him Mr. Pradeep B. Kulkarni (Membership no. FCS 7260) Practicing Company Secretary have been appointed as the Scrutinizer for conducting the remote e-voting, and e-voting process in a fair and transparent manner.
2. The Scrutiniser will, after the conclusion of e-voting during the Meeting, scrutinize the votes cast at the Meeting and votes cast through remote e-voting, make a consolidated Scrutiniser's Report and submit the same to the Chairman or a person authorised by him in writing who shall countersign the same in compliance of Rule 20 of Companies (Management and Administration) Rules, 2014 (including amendments made thereto) read with Regulation 44 of SEBI LODR.
3. The Results on resolutions shall be declared on or after the AGM of the Company and the resolutions will be deemed to be passed on the AGM date subject to receipt of the requisite number of votes in favour of the Resolutions.
4. The Results declared along with the Scrutinizer's Report(s) will be available on the website of the Company at [www.gmrgroup.in](http://www.gmrgroup.in) and on Service Provider's website at <https://evoting.karvy.com> immediately after the result is declared by the Chairman or by person authorised by him and communicated to BSE Limited and the National Stock Exchange of India Limited, where the shares of the Company are listed.

**INSTRUCTIONS FOR ATTENDING THE AGM THROUGH VC:**

1. Members may access the platform to attend the AGM through VC at <https://emeetings.kfintech.com> by using their remote e-voting credentials. The link for the AGM will be available in the shareholder/Members login where the “Event” and the “Name of the company” can be selected. Please note that the Members who have not registered their e-mail address or do not have the User ID and Password for e-voting or have forgotten the User ID and Password may retrieve the same by following the remote e-voting instructions mentioned above in this Notice.
2. The facility for joining the AGM shall open 15 minutes before the time scheduled to start the 24<sup>th</sup> AGM and shall not be closed for at least 15 minutes after such scheduled time.
3. Members are encouraged to join the Meeting using Google Chrome (preferred browser), Safari, Internet Explorer, Microsoft Edge or Mozilla Firefox 22.
4. Members will be required to grant access to the web-cam to enable two-way video conferencing.
5. Members are advised to use stable Wi-Fi or LAN connection to participate at the AGM through VC smoothly, without any fluctuations in the audio/video quality.
6. Members who may want to express their views or ask questions at the AGM may visit <https://evoting.kfintech.com> and click on the tab “Annual General Meeting Post Your Queries Here” to post their queries in the window provided, by mentioning their name, demat account number/folio number, email ID and mobile number. The window shall remain active during the remote e-voting period and shall be closed on Sunday, September 20, 2020 at 5:00 p.m.
7. In addition to the above mentioned step, the Members may register themselves as speakers for the AGM to raise their queries. Accordingly, the Members may visit <https://evoting.karvy.com> and click on tab ‘Speaker Registration for eAGM’ during the period mentioned below. Members shall be provided a ‘queue number’ before the AGM. The company reserves the right to restrict the speakers at the AGM to only those Members who have registered themselves, depending on the availability of time for the AGM.

The ‘Speaker Registration’ window shall be activated on Thursday, September 17, 2020 at 9.00 A.M. and shall be closed on Saturday, September 19, 2020 at 9.00 A.M. The Company reserves the right to restrict the number of speakers and time allotted per speaker subject to availability of time as appropriate for smooth conduct of the AGM.

8. Members who have not cast their vote through remote e-voting shall be eligible to cast their vote through e-voting system available during the AGM. E-voting during the AGM is integrated with the VC platform. Members may click on the voting (🗳️) icon on the left side of the screen to cast their votes.
9. Members who may require any technical assistance or support before or during the AGM are requested to contact KFin Technologies Private Limited at toll free number 1800-3454-001 or write to them at [einward.ris@kfintech.com](mailto:einward.ris@kfintech.com) and/or [evoting@kfintech.com](mailto:evoting@kfintech.com). Kindly quote your name, DP ID / Client ID Folio No and e-voting Event Number in all your communications.

**Explanatory Statement under Section 102(1) of the Companies Act, 2013 read with SEBI (Listing Obligations and Disclosure Requirements) Regulations, 2015**

**Item No. 3**

The Board of Directors based on the recommendation of Nomination and Remuneration Committee (NRC) appointed Mr. Suresh Lilaram Narang as an Additional Director w.e.f April 22, 2020, in accordance with the provisions of Section 161 of the Companies Act, 2013 and Article 119 of the Articles of Association of the Company, to hold office upto the date of ensuing Annual General Meeting. He was also appointed as an Independent Director under Section 149 of the Companies Act, 2013 to hold office for a term of five (5) years w.e.f April 22, 2020 or upto the conclusion of the 28<sup>th</sup> Annual General Meeting of the Company, whichever is earlier, subject to the approval of the members of the Company.

Pursuant to Section 149, 150 and other applicable provisions of the Companies Act, 2013 and rules made thereunder read with Schedule IV of the Companies Act, 2013 (including any statutory modification(s) or re-enactment thereof for the time being in force, the appointment of Mr. Suresh Lilaram Narang requires approval of the Members by way of an Ordinary Resolution.

The Company has received declaration from Mr. Suresh Lilaram Narang that he is not disqualified from being appointed as an Independent Director in terms of 164 of the Companies Act, 2013 and other applicable provisions of the Act and has given his consent for the appointment. Further, the Company has also received a declaration from Mr. Suresh Lilaram Narang confirming that he meets the criteria of independence as provided in Section 149(6) of the Companies Act, 2013 and Regulation 16(1)(b) of SEBI (Listing Obligations and Disclosure Requirements) Regulations, 2015.

In the opinion of the Board, Mr. Suresh Lilaram Narang fulfils the conditions specified in the Companies Act, 2013, and rules made thereunder and SEBI (Listing

Obligations and Disclosure Requirements) Regulations, 2015, for his appointment as an Independent Director of the Company and he is independent of the management.

Mr. Suresh Lilaram Narang has a deep knowledge and more than 40 years of experience in capital markets and investment banking, having worked with the leading Banks like State Bank of India, Deutsche Bank AG, both in India & abroad and has gained strong grounding in corporate governance. Keeping in view his expertise and knowledge, the Board is of opinion that it would be in the interest of the Company to appoint him as an Independent Director for a period of five years w.e.f April 22, 2020.

Copy of letter of appointment of Mr. Suresh Lilaram Narang setting out the terms and conditions of appointment is being made available for inspection by the members through electronic mode.

As required under Regulation 36 of SEBI (Listing Obligations and Disclosure Requirements) Regulations, 2015 and Secretarial Standard (SS-2) on General Meetings, issued by Institute of Company Secretaries of India (ICSI), the relevant details of Mr. Suresh Lilaram Narang are annexed herewith to the notice.

Except Mr. Suresh Lilaram Narang, being an appointee and his relatives, none of the Directors and/ or Key Managerial Personnel of the Company and/ or their relatives are concerned or interested in the resolution set out in Item No. 3. The Board recommends passing of the resolution set out in Item No. 3 as an Ordinary Resolution.

#### **Item No. 4**

The Board of Directors of the Company at its meeting held on August 27, 2020, on recommendation of the Audit Committee, approved the appointment of and remuneration payable to M/s. Rao, Murthy & Associates, Cost Accountants to conduct the audit of the cost records of the Company for the financial year ending March 31, 2021.

In terms of the provisions of Section 148(3) of the Companies Act, 2013 read with the Companies (Audit and Auditors) Rules, 2014, the remuneration payable to the Cost Auditor is required to be ratified by the members of the Company. Accordingly, the members are requested to ratify the remuneration payable to the Cost Auditor for the financial year ending March 31, 2021 as set out in the resolution.

None of the Directors and/ or Key Managerial Personnel of the Company and/ or their relatives are concerned or interested in the resolution set out in Item No. 4. The Board recommends passing of the resolution set out in Item No. 4 as an Ordinary Resolution.

#### **Item No. 5**

The Company recognizes significant growth opportunities in the area of its operations and adjacencies and continues to evaluate such avenues for organic and inorganic growth. The Company proposes to raise capital for the purposes of funding some of these growth opportunities, other long-term capital requirements, investments in subsidiary(ies), joint venture(s) and affiliate(s), general corporate requirements, pre-payment and/or repayment of outstanding borrowings, or meeting exigencies and /or any other purposes, as may be permissible under the applicable law and approved by the board of directors of the Company/ its duly constituted committee ("**Board**").

In line with the above, the Company proposes to raise funds through the issuance of equity shares of the Company ("**Equity Shares**") /non-convertible debentures along with warrants and/or convertible securities other than warrants (collectively, referred to as the "**Securities**") for an aggregate consideration which shall not exceed ₹ 5,000 crores only (Rupees Five Thousand Crore only) to qualified institutional buyers (as defined under the Securities and Exchange Board of India (Issue of Capital and Disclosure Requirements) Regulations, 2018, as amended ("**SEBI ICDR Regulations**"), whether they are holders of Equity Shares or not, for cash, in one or more tranches through one or more qualified institutions placements ("QIP"), in terms of (a) Chapter VI of the SEBI ICDR Regulations; (b) applicable provisions of the Companies Act, 2013 and the applicable rules made thereunder (including the Companies (Prospectus and Allotment of Securities) Rules, 2014 and the Companies (Share Capital and Debentures) Rules, 2014), each including any amendment(s), statutory modification(s), or re-enactment(s) thereof ("**Companies Act**"); and (c) other applicable law including the Securities and Exchange Board of India (Issue and Listing of Debt Securities) Regulations, 2008, as amended.

Accordingly, the Board, at its meeting held on August 27, 2020, subject to the approval of the shareholders of the Company, approved the issuance of the Securities at such price or prices (at prevailing market price or at permissible discount or premium to market price in terms of applicable regulations) and on such terms and conditions as may be deemed appropriate by the Board or the management committee of the Board or any other committee to be constituted by the Board for this purpose at its sole and absolute discretion, taking into consideration market conditions and other relevant factors and wherever necessary, in consultation with the book running lead manager(s) and /or other advisor(s) appointed in relation to the QIP, in accordance with applicable laws. The Securities allotted will be listed and traded on the stock exchange(s) where Equity Shares of the Company are currently listed (the "Stock Exchanges"), subject to obtaining necessary approvals. The offer, issue, allotment of the Securities, shall be subject to obtaining of regulatory approvals, if any by the Company.

In terms of Section 62(1)(c) of the Companies Act, 2013, shares may be issued to persons who are not the existing shareholders of a company, if the Company is authorised by a special resolution passed by its shareholders. Further, in terms of provisions of Section 42 and 71 of the Companies Act read with the

Companies (Prospectus and Allotment of Securities) Rules, 2014 and the Companies (Share Capital and Debentures) Rules, 2014, a company can issue its securities including debentures on private placement basis after obtaining prior approval of the members of the Company by a special resolution. Therefore, consent of the shareholders is being sought for passing the special resolution, pursuant to applicable provisions of the Companies Act and other applicable law.

The Securities offered, issued, and allotted by the Company pursuant to the QIP in terms of the resolution would be subject to the provisions of the memorandum of association and articles of association of the Company and any Equity Shares that may be created, offered, issued and allotted by the Company shall rank, in all respects, pari-passu with the existing Equity Shares of the Company.

The pricing of the Securities shall be determined in accordance with the relevant provisions of the SEBI ICDR Regulations, the Companies Act, and any other applicable law. The resolution enables the Board or the management committee of the Board or any other committee to be constituted by the Board for this purpose, in accordance with applicable law, and in consultation with the book running lead managers to be appointed for the QIP, to offer a discount of not more than 5% or such percentage as may be permitted under applicable law on the floor price determined in accordance with the SEBI ICDR Regulations.

The allotment of the Securities issued by way of QIP shall be completed within a period of 365 days from the date of passing of this resolution by the shareholders of the Company or such other time as may be allowed under the SEBI ICDR Regulations from time to time.

The Securities shall not be eligible to be sold for a period of one year from the date of allotment, except on the recognised Stock Exchanges, or except as may be permitted under the SEBI ICDR Regulations from time to time.

The 'relevant date' for the purpose of the pricing of the Securities to be issued and allotted in the proposed QIP shall be decided in accordance with the applicable provisions of the SEBI ICDR Regulations, which shall be the date of the meeting in which the Board or the management committee of the Board or any other committee to be constituted by the Board for this purpose decides to open the QIP (or in case of allotment of eligible convertible securities, the relevant date may be the date on which the holders of such convertible securities become entitled to apply for the Equity Shares), which shall be subsequent to receipt of shareholders' approval in terms of provisions of Companies Act, 2013 and other applicable laws, rules, regulations and guidelines in relation to the proposed issue of the Equity Shares.

The resolution proposed is an enabling resolution and the exact price, proportion and timing of the issue of the Securities in one or more tranches and the remaining detailed terms and conditions for the QIP will be decided by the Board or the management committee of the Board or any other committee to be constituted by the Board for this purpose, in accordance with the SEBI ICDR Regulations, in consultation with the book running lead manager(s) and /or other advisor(s) appointed in relation to the QIP and such other authorities and agencies as may be required to be consulted by the Company. Further, the Company is yet to identify the investor(s) and decide the quantum of Securities to be issued to them. Hence, the details of the proposed allottees, percentage of their post-QIP shareholding and the shareholding pattern of the Company are not provided. The proposal, therefore, seeks to confer upon the Board or the management committee of the Board or any other committee to be constituted by the Board for this purpose the absolute discretion and adequate flexibility to determine the terms of the QIP, including but not limited to the identification of the proposed investors in the QIP and quantum of Securities to be issued and allotted to each such investor, in accordance with the provisions of the SEBI ICDR Regulations, the Securities and Exchange Board of India (Listing Obligations and Disclosure Requirements) Regulations, 2015, as amended (the "SEBI Listing Regulations"); the Companies Act, 2013; the Foreign Exchange Management Act, 1999 and the regulations made thereunder, including the Foreign Exchange Management (Non-debt Instruments) Rules, 2019, as amended, the Foreign Exchange Management (Debt Instruments) Rules, 2019, as amended, the Consolidated FDI Policy issued by the Department for Promotion of Industry & Internal Trade, Ministry of Commerce and Industry, Government of India from time to time, each as amended; and other applicable law.

Necessary disclosures have and will be made to the recognised Stock Exchanges, as may be required under the listing agreements entered into with the recognised Stock Exchanges and the SEBI Listing Regulations.

The approval of the shareholders is being sought to enable the Board or the management committee of the Board or any other committee to be constituted by the Board for this purpose, to decide on the issuance of Securities, to the extent and in the manner stated in the special resolution, as set out in item no. 5 of this notice, without the need for any fresh approval from the shareholders of the Company in this regard.

None of the directors or key managerial personnel of the Company, or their respective relatives, is concerned or interested, financially or otherwise, except to the extent of their shareholding, if any, in the Company, in the resolution set out at Item No. 5 of the notice.

The proposed QIP is in the interest of the Company and the Board recommends the resolution set out at item no. 5 of the notice for the approval of the shareholders as a special resolution.

By order of the Board of Directors  
For GMR Infrastructure Limited

T. Venkat Ramana  
Company Secretary & Compliance Officer  
(ACS 13979)

Place: New Delhi  
Date : August 27, 2020

## Annexure


**Details of director seeking appointment / re-appointment at the 24<sup>th</sup> Annual General Meeting to be held on Monday, September 21, 2020 (Pursuant to SEBI (LODR) Regulations and SS-2, as on March 31, 2020:**

Name of the Director	Mr. G.B.S Raju	Mr. Suresh Lilaram Narang
Director Identification Number (DIN)	00061686	08734030
Age	46 years	65 years
Qualification	Graduate in Commerce from Vivekananda College, University of Madras, Chennai	Graduate in Arts from University of Rajasthan, Jaipur
Brief resume of the Director and other details viz. experience/ expertise	<p>Mr. GBS Raju is the Non-Executive Non-Independent Director of the Company. He has been on the Company's Board since 1999. He began his career as the Managing Director of GMR Energy Limited and was responsible for setting up the 220 MW barge-mounted power plant. He steered the Company's involvement in the roads sector, led Corporate Services including fund raising initiatives and spearheaded Company's foray into international business.</p> <p>He is currently the Chairman of the Airport business of the GMR Group.</p>	<p>Mr. Suresh Lilaram Narang is an Additional Director in the category of Independent Director. He has over 40 years of work experience in the field of Banking, having started his career with State Bank of India group in 1977 as a Probationary Officer. He joined Deutsche Bank AG in 1987 in Mumbai, and moved to Deutsche Bank Jakarta in 1994 to lead the Global markets business. He was appointed as Chief Country Officer of the Bank in Indonesia in 2001, and led the business franchise with a team exceeding 300 staff, till his retirement from the Bank in 2014. Subsequently, in 2015, he became a board member at Mandiri Securities, the capital markets arm of Bank Mandiri group, the largest financial services conglomerate in Indonesia, a position he held till 2018.</p> <p>Mr. Narang has a deep knowledge of capital markets and investment banking, coupled with a strong grounding in corporate governance. Mr. Narang is engaged in supporting startups in the shared experience sector.</p>
Date of first appointment on the Board	May 22, 1999	April 22, 2020
Shareholding in the Company as on March 31, 2020	544160 Equity Shares	NIL
Directorships held in other companies as on March 31, 2020*	<ol style="list-style-type: none"> <li>1) GMR Varalakshmi Foundation</li> <li>2) Delhi International Airport Limited</li> <li>3) GBS Holdings Private Limited</li> <li>4) GMR Goa International Airport Limited</li> <li>5) GMR Enterprises Private Limited</li> <li>6) Delhi Duty Free Services Private Limited</li> <li>7) GMR Air Cargo and Aerospace Engineering Limited</li> <li>8) GMR Airports Limited</li> <li>9) GMR Hyderabad International Airport Limited</li> <li>10) GMR Airport Developers Limited</li> <li>11) GMR Nagpur International Airport Limited</li> </ol>	NIL

Chairmanship/Membership of Committees held in other companies as on March 31, 2020*	Delhi International Airport Limited - Share Allotment, Transfer and Grievance Committee (Member)	NIL
Inter-se-relationships between - Directors - Key Managerial Personnel (KMP)	Mr. G.B.S. Raju is son of Mr. G.M. Rao, Chairman and brother of Mr. Grandhi Kiran Kumar, Managing Director & CEO.	There is no inter-se relationship with the Directors and KMP of the Company.
Number of Board Meetings attended during the year 2019-20	3	N.A.
Details of remuneration last drawn p.a	NIL	NIL
Terms and conditions of appointment alongwith remuneration sought to be paid	Director (Non-Executive Promoter Director) liable to retire by rotation. No remuneration proposed.	Independent Director for a term of 5 years. No remuneration proposed except sitting fee.

\*Foreign entities not considered.







**GMR INFRASTRUCTURE LIMITED**

(CIN: L45203MH1996PLC281138)

Regd. Office: Naman Centre, 7<sup>th</sup> Floor, Opp. Dena Bank, Plot No. C-31, G Block, Bandra Kurla Complex, Bandra (East), Mumbai - 400051, Maharashtra, India.  
Ph: +91 22 4202 8000 Fax: +91 22 4202 8004 Web: www.gmrgroup.in E-mail: Gil.Cosecy@gmrgroup.in

**SHAREHOLDERS' FEEDBACK FORM**

It is our constant endeavor to provide best possible services to our valuable Shareholders. We seek your feedback on the services provided by the Company.

Please spare your valuable time to fill the questionnaire given below and send it back to the Company Secretary at the Registered Office address mentioned above, to serve you better or email it to Gil.Cosecy@gmrgroup.in

You may also fill the feedback form online, which is available on the website of the Company www.gmrgroup.in.

Name of the Shareholder: ..... DP ID: .....

Address:.....

Regd. Folio No.: ..... Client ID: .....

No. of shares held: ..... Signature of the Shareholder: .....

Kindly rate on a five point scale (5= excellent, 4= very good, 3= good, 2= .satisfactory, 1= Needs Improvement)

	5	4	3	2	1
Quality and contents of Financial and Non-Financial information in the Annual Report					
Information provided on the website of the Company					
Speed and quality of the responses to your queries / complaints					
Services provided by our Registrar and Share Transfer Agent, Karvy Fintech Private Limited					
Overall rating of investor services					

Your comments and suggestions, if any .....  
.....  
.....  
.....  
.....



# RESOLVE, RESILIENCE, REFORM



Airports



Energy



Transportation



Urban Infra



Foundation

**GMR INFRASTRUCTURE LIMITED**

**REGISTERED OFFICE:**

Naman Centre, 7th Floor, Opp. Dena Bank, Plot No. C-31  
G Block, Bandra Kurla Complex, Bandra (East), Mumbai - 400 051, Maharashtra, India

[www.gmrgroup.in](http://www.gmrgroup.in)